


Name	Masaryk Mesh Short
Style No.	FW25WR000
Division	Mens
Category	Shorts
Season	Fall/Winter
Year	2025
Size Scale	M -Sample size
	XS S M L XL XXL
Style Status	Development
Factory	UN-AVAILABLE
Designer Name	Quinton
Created by/Author	2/26/2025 Kilsy Morocho kilsy.morocho@aimeleondore.com


Masaryk Mesh Short

A light blue rectangular swatch containing a geometric logo consisting of a circle and a triangle overlapping.

1.↻Color 1

Int. Code: Not Set

Ext. Code: Not Set

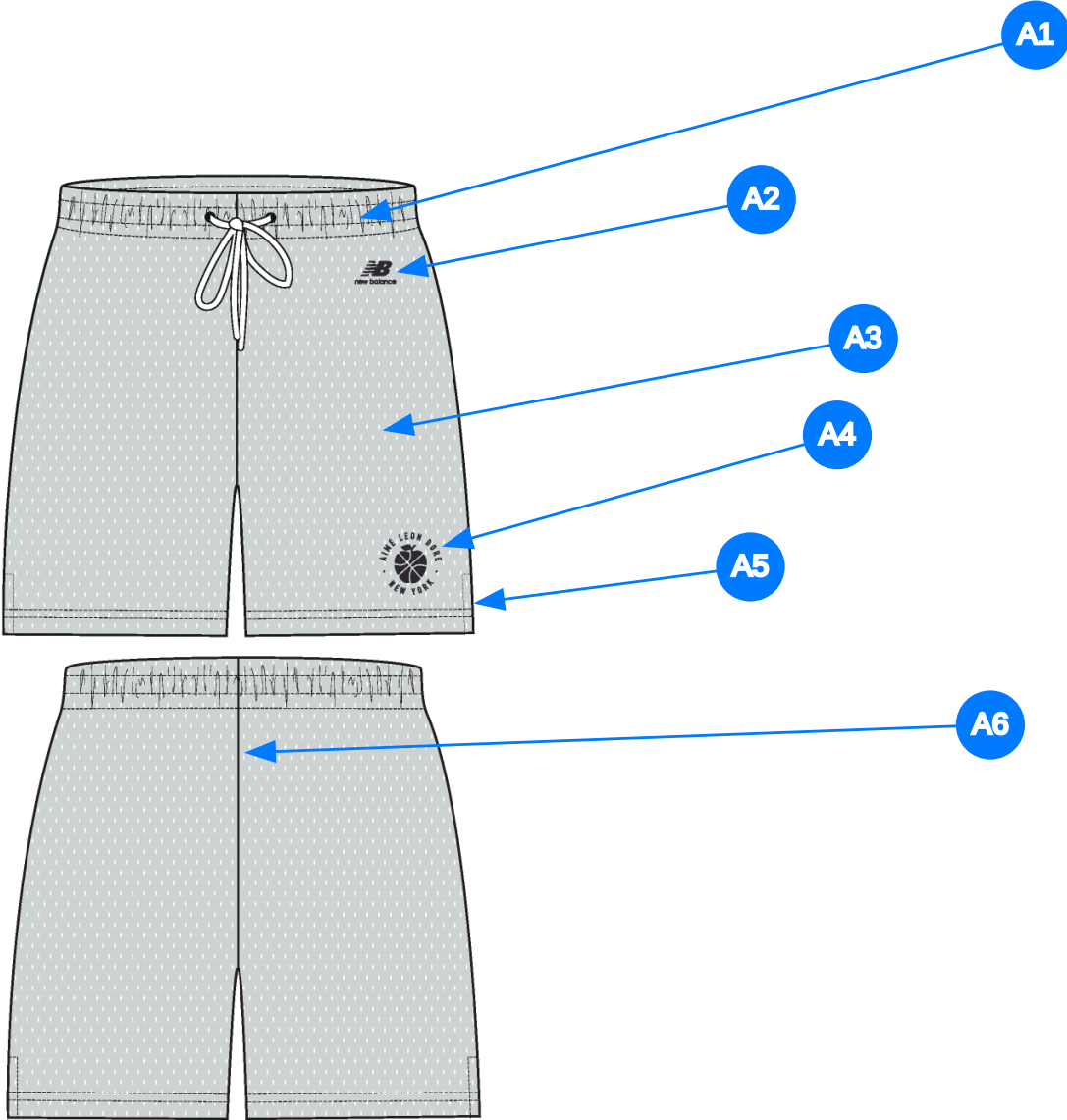


1_B+W-1



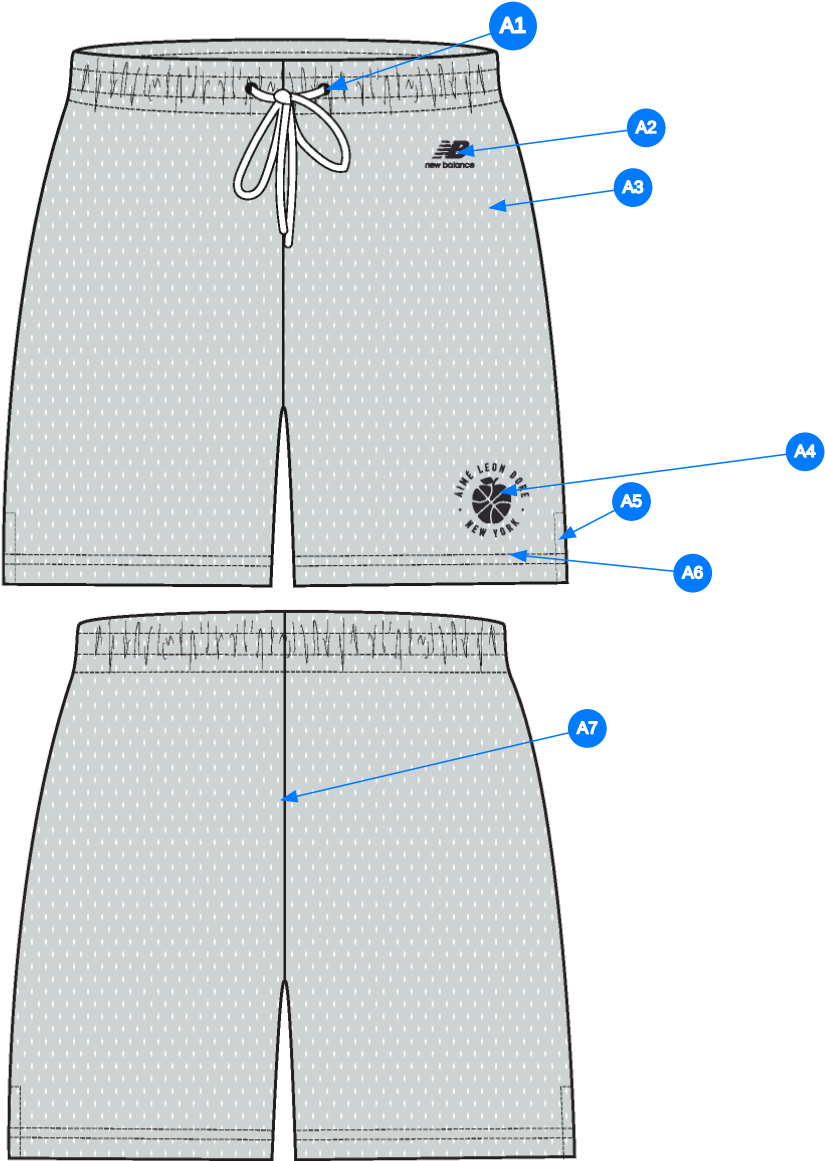
TBD

2_CLR-1



- Comments (6)
- A1 ELASTICATED WAISTBAND W/ 5MM POLY BRAIDED DRAWCORDS - ENDS ARE KNOTTED WITH 1/4"-1/2" OF FRAYING
 - A2 PRINTED ARTWORK @ WL FRONT SIDE BELOW WB - SEE SEPARATE FILE FOR ACTUAL SIZE ARTWORK
 - A3 GARMENT IS LINED w/ SHELL FABRIC
 - A4 PRINTED ARTWORK @ WL FRONT SIDE NEAR THE HEM - SEE SEPARATE FILE FOR ACTUAL SIZE ARTWORK
 - A5 SIDE SEAM SLITS @ BOTTOM HEM
 - A6 BARTACK REINFORCEMENT @ CB WAIST TO STABILIZE DRAWCORD.

3_CONSTRUCTION DETAILS-1



- Comments (7)
- A1** SN TS @ DRAWCORD TUNNEL - ADD VERTICAL BARTACK OR STITCH AT CB SEAM TO HOLD DRAWCORD IN PLACE
 - A2** SN TS @ GROWN ON WAISTBAND
 - A3** CLEAN SEAM FINISH @ SIDE SEAM
 - A4** CLEAN SEAM FINISH @ FRONT RISE
 - A5** SN TS @ SIDE SEAM SPLIT - ADD 1/2" WIDE HORIZONTAL BARTACK AT TOP OF SLIT
 - A6** 1/4" DN TS @ BOTTOM HEM
 - A7** CLEAN SEAM FINISH @ BACK RISE

4_STITCHING DETAILS-1

Measured Size: M

POINT OF MEASURE	CODE	HOW TO MEASURE	CRITICAL	TYPE	TOLERANCE	EXPECTED	1ST PROTO - RCVD	VARIANCE	ADJUST BY +/-	REVISED SPEC	MEASUREMENT NOTES
Waistband Height	S&K49	Waist seam to top edge	false	Full	1/8 in	1 3/4 in	1 7/8 in	1/8 in	0 in	1 3/4 in	
Waist Width Relaxed	S&K50	Straight at top edge-garment relaxed	true	Half	1/2 in	16 in	16 1/2 in	1/2 in	0 in	16 in	
Waist Width Extended	S&K51	Straight, with waist or elastic stretched	true	Half	1/2 in	21 1/2 in	21 1/2 in	0 in	0 in	21 1/2 in	
Waist Drawcord Length	S&K52	Total drawcord length, end to end	false	Full	1 in	52 in	52 in	0 in	0 in	52 in	
Front Rise	S&K53	Crotch seam to waistband top edge	true	Half	3/8 in	12 in	12 3/4 in	3/4 in	0 in	12 in	MUST REDUCE BACK TO SPEC
Back Rise	S&K54	Crotch seam to waistband top edge	true	Half	3/8 in	16 in	16 in	0 in	0 in	16 in	
Low Hip Position Below Waistband Top Edge	S&K55		true	Full	0 in	8 in	8 in	0 in	0 in	8 in	
Low Hip Width	S&K56	3-pt measurement taken 8" down from waistband top edge	true	Half	1/2 in	23 in	24 1/4 in	1 1/4 in	1 1/4 in	24 1/4 in	KEEP AS SAMPLE
Thigh Width	S&K57	1" below crotch point	false	Half	3/8 in	14 3/4 in	15 in	1/4 in	1/4 in	15 in	KEEP AS SAMPLE
Leg Opening Width for Shorts	S&K72	Along opening edge	false	Half	3/8 in	14 in	14 in	0 in	0 in	14 in	
Leg Opening Hem Height	S&K61	Edge to stitch line	false	Full	1/8 in	1 in	1 in	0 in	0 in	1 in	
Inseam Length	S&K60	Crotch point to leg opening, along seam	true	Full	1/2 in	6 in	6 1/4 in	1/4 in	1/2 in	6 1/2 in	INCREASE FROM SAMPLE BY 1/4"
Small NB Logo Placement down from Top edge of waist	S&K153		false	Full	1/8 in	2 3/4 in	0 in	0 in	0 in	2 3/4 in	MISSING
Small NB Logo Placement in from Sideseam	S&K154		false	Full	1/8 in	3 in	0 in	0 in	0 in	3 in	MISSING
Artwork Placement Up from Leg opening edge	S&K70	Space between leg opening edge and bottom of artwork	false	Full	1/4 in	1 3/4 in	0 in	0 in	0 in	1 3/4 in	MISSING
Artwork Placement from Sideseam	S&K71	Outside edge of logo or artwork to side seam	false	Full	1/4 in	1 1/2 in	0 in	0 in	0 in	1 1/2 in	MISSING
Side Slit Height	S&K093	From bottom edge to top of slit	false	Full	1/8 in	2 in	2 in	0 in	0 in	2 in	

1st Proto - Kilsy Morocho

CREATED ON FEB 26, 2025 8:15 PM

1ST PROTO: SIZE:M, ARRIVAL DATE:02-19-2025

Date: 02/26/25

Status: Submit 1st Fit

TD: Kilsy Morocho

Fit:

1. Front rise length measured 3/4" over spec. Remeasure at your end and reduce back to requested spec.
2. Keep low hip width as sample at 24 1/4"
3. Keep thigh width as sample at 15"
4. Increase inseam length from sample by 1/4" to 6 1/2"
5. Artwork is missing. Please add to 1st fit sample if artwork is available.
6. Bring all other measurements back to requested spec.

Construction:

1. Revise the order of operations so that the side slit is topstitch after leg opening hem topstitch. See photo.

Fit:

1. dài đáy trước dư 3/4", vui lòng đo lại tại phần cuối và giảm theo thông số yêu cầu
2. giữ rộng mông như mẫu 24 1/4"
3. giữ rộng đùi như mẫu 15"
4. tăng dài sườn trong từ mẫu thêm 1/4" là 6 1/2"
5. artwork còn thiếu, vui lòng thêm artwork vô mẫu nếu có artwork
6. điều chỉnh tất cả thông số còn lại trong dung sai

cấu trúc:


1. thêm đường diễu tại xẻ lai sau khi diễu lai quần, xem hình bên dưới



FW25WR000 Masaryk Mesh Short.jpg

1. thêm đường diều tại xẻ lai sau khi diều lai quần, xem hình bên dưới

1. Revise the order of operations so that the side slit is topstitch after leg opening hem topstitch.



1_SIDE SLIT CONS.jpg

FW25WR000 Masaryk Mesh Short														
Measured Size: M														
N0	POINT OF MEASURE		CODE	HOW TO MEASURE		CRITICAL	TYPE	TOLERANCE	EXPECTED M	PPS-RCV	VARIANCE	ADJUST BY +/-	REVISED SPEC	NOTE MEASUREMENT
1	Waistband Height	CAO LƯNG QUẦN	S&K49	Waist seam to top edge	TỪ ĐẦU LƯNG ĐẾN ĐƯỜNG MAY LƯNG QUẦN	false	Full	1/8 in	1 3/4 in	1 7/8 in	1/8 in	0 in	1 3/4 in	
2	Waist Width Relaxed	RỘNG LƯNG QUẦN ĐO ỀM	S&K50	Straight at top edge-garment relaxed	NGANG ĐẦU LƯNG QUẦN ĐO ỀM	true	Half	1/2 in	16 in	16 1/2 in	1/2 in	0 in	16 in	
3	Waist Width Extended	RỘNG LƯNG QUẦN ĐO CĂNG	S&K51	Straight, with waist or elastic stretched	NGANG ĐẦU LƯNG QUẦN ĐO CĂNG	true	Half	1/2 in	21 1/2 in	21 1/2 in	0 in	0 in	21 1/2 in	
4	Waist Drawcord Length	DÀI DÂY LUỒN	S&K52	Total drawcord length, end to end	TỔNG DÀI DÂY LUỒN	false	Full	1 in	52 in	52 in	0 in	0 in	52 in	
5	Front Rise	ĐÁY TRƯỚC TỪ ĐƯỜNG MAY ĐÁY ĐẾN ĐẦU LƯNG	S&K53	Crotch seam to waistband top edge	TỪ ĐƯỜNG MAY ĐÁY TRƯỚC ĐẾN ĐẦU LƯNG	true	Half	3/8 in	12 in	12 3/4 in	3/4 in	0 in	12 in	MUST REDUCE BACK TO SPEC
6	Back Rise	ĐÁY SAU TỪ ĐƯỜNG MAY ĐÁY ĐẾN ĐẦU LƯNG	S&K54	Crotch seam to waistband top edge	TỪ ĐƯỜNG MAY ĐÁY TRƯỚC ĐẾN ĐẦU LƯNG	true	Half	3/8 in	16 in	16 in	0 in	0 in	16 in	
7	Low Hip Position Below Waistband Top Edge	MÔNG VỊ TRÍ DƯỚI ĐẦU LƯNG	S&K55			true	Full	0 in	8 in	8 in	0 in	0 in	8 in	
8	Low Hip Width	RỘNG MÔNG	S&K56	3-pt measurement taken 8" down from waistband top edge	3 ĐIỂM - TỪ ĐƯỜNG MAY SƯỜN PHẢI GIỮA THÂN TRƯỚC ĐẾN SƯỜN TRÁI	true	Half	1/2 in	23 in	24 1/4 in	1 1/4 in	1 1/4 in	24 1/4 in	KEEP AS SAMPLE
9	Thigh Width	RỘNG ĐŨI	S&K57	1" below crotch point	HÀ 1" DƯỚI ĐƯỜNG MAY ĐÁY	false	Half	3/8 in	14 3/4 in	15 in	1/4 in	1/4 in	15 in	KEEP AS SAMPLE
10	Leg Opening Width for Shorts	RỘNG ỐNG QUẦN TẠI MÉP	S&K72	Along opening edge	ĐOC MÉP QUẦN	false	Half	3/8 in	14 in	14 in	0 in	0 in	14 in	
11	Leg Opening Hem Height	CAO ĐƯỜNG ĐIỀU LAI	S&K61	Edge to stitch line	MÉP ĐẾN ĐIỀU	false	Full	1/8 in	1 in	1 in	0 in	0 in	1 in	
12	Inseam Length	SƯỜN TRONG	S&K60	Crotch point to leg opening, along seam	SƯỜN TRONG TỪ ĐƯỜNG MAY ĐÁY GIỮA TRƯỚC ĐẾN MÉP LAI	true	Full	1/2 in	6 in	6 1/4 in	1/4 in	1/2 in	6 1/2 in	INCREASE FROM SAMPLE BY 1/4"
13	Small NB Logo Placement down from Top edge of waist	ĐỊNH VỊ HÌNH IN NB LOGO DƯỚI ĐẦU LƯNG	S&K153			false	Full	1/8 in	2 3/4 in	0 in	0 in	0 in	2 3/4 in	MISSING
14	Small NB Logo Placement in from Sideseam	ĐỊNH VỊ HÌNH IN NB LOGO TỪ ĐƯỜNG MAY SƯỜN	S&K154			false	Full	1/8 in	3 in	0 in	0 in	0 in	3 in	MISSING
15	Artwork Placement Up from Leg opening edge	ĐỊNH VỊ HÌNH IN QUẦN TRÁI TỪ MÉP LAI	S&K70	Space between leg opening edge and bottom of artwork	KHOẢNG CÁCH GIỮA MÉP HÌNH IN VÀ MÉP LAI	false	Full	1/4 in	1 3/4 in	0 in	0 in	0 in	1 3/4 in	MISSING
16	Artwork Placement from Sideseam	ĐỊNH VỊ HÌNH IN QUẦN TRÁI TỪ ĐƯỜNG MAY SƯỜN	S&K71	Outside edge of logo or artwork to side seam	SƯỜN ĐẾN MÉP HÌNH IN	false	Full	1/4 in	1 1/2 in	0 in	0 in	0 in	1 1/2 in	MISSING
17	Side Slit Height	CAO XÉ TÀ	S&K093	From bottom edge to top of slit	MÉP LAI ĐẾN ĐỈNH XÉ LAI	false	Full	1/8 in	2 in	2 in	0 in	0 in	2 in	