



SS Football Tee

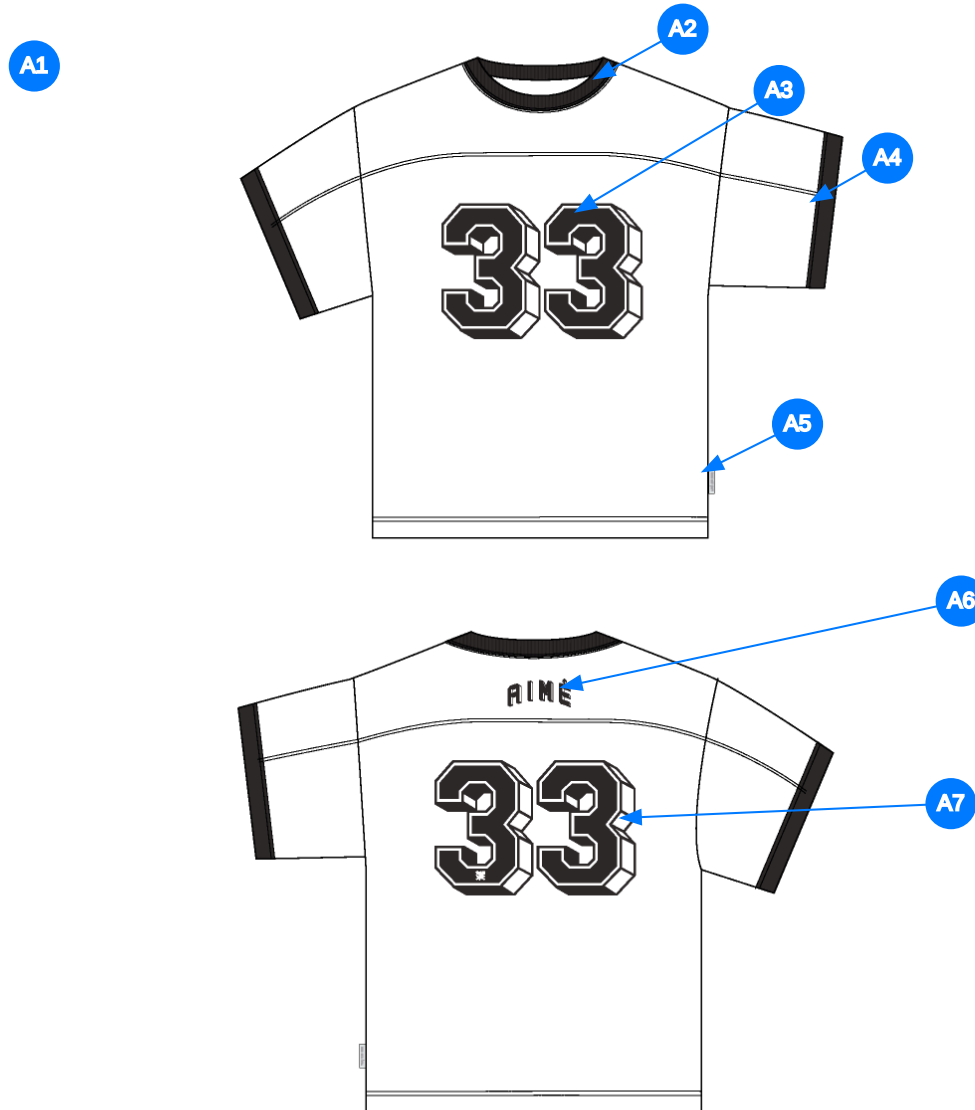
Name	SS Football Tee
Style No.	FW26CT035
Division	Mens
Category	Tees
Season	Fall/Winter
Year	2026
Size Scale	<div>M</div> -Sample size <div><div>XS</div><div>S</div><div>M</div><div>L</div><div>XL</div><div>XXL</div></div>
Style Status	Development
Factory	UN-AVAILABLE
Designer Name	Wes
TD Name	Anastasiya
Created by/Author	12/4/2025 Jeni Fitzgerald jeni.fitzgerald@aimeleondore.com



1\_B&W-1



2\_CLR-1

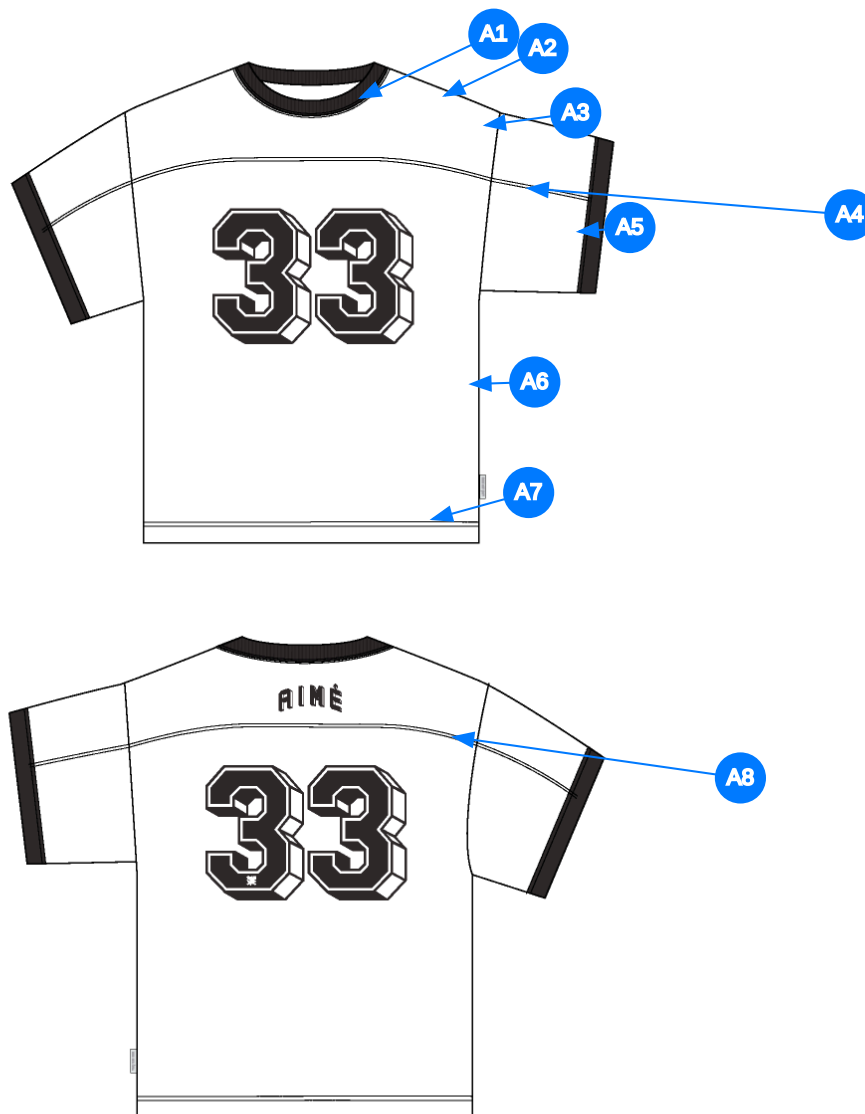


3\_Construction Details-1

Comments (7)

- A1** FIT: POINTELLE TEE (SS26CT006)
- A2** 1X1 RIB DOUBLED @ NECK, SET IN COLLAR - JERSEY TAPE @ BACK NECK
- A3** ARTWORK @ CF CHEST -SCREENPRINT, PLASTISOL PRINT, WATER BASED PRINT - SEE SEPARATE FILE FOR ARTWORK DETAILS
- A4** 1X1 RIB DOUBLED @ SLEEVE CUFF
- A5** ALD WOVEN LABEL @ SIDE SEAM
- A6** ARTWORK @ CB TOP -SCREENPRINT, PLASTISOL PRINT, WATER BASED PRINT - SEE SEPARATE FILE FOR ARTWORK DETAILS
- A7** ARTWORK @ CB -SCREENPRINT, PLASTISOL PRINT, WATER BASED PRINT - SEE SEPARATE FILE FOR ARTWORK DETAILS

1. fit: SS26CT006
2. rib 1x1 gấp đôi tại cổ - vải jersey viền cổ sau
3. hình in tại giữa trước
4. rib 1x1 gấp đôi tại tay
5. nhãn cò tại sườn ngoài
6. hình in tại thân sau
7. hình in tại đô sau



## Comments (8)

- A1** STRADDLE STITCH @ NECK
- A2** STRADDLE STITCH @ SHOULDER
- A3** CLEAN SEAM @ ARMHOLE
- A4** DNTS @ DECORATIVE YOKE
- A5** STRADDLE STITCH @ SLEEVE CUFF
- A6** CLEAN SEAM @ SIDE SEAM
- A7** 1/4" DN TS @ BOTTOM HEM
- A8** DNTS @ DECORATIVE YOKE

1. điều rẽ tại cổ
2. điều rẽ tại vai
3. may sạch tại nách
4. điều 2 kim tại đồ trang trí
5. điều rẽ tại lai tay
6. may sạch tại sườn
7. điều 2 kim 1/4" tại lai áo
8. điều 2 kim tại đồ trang trí

4\_Stitching Details-1

Sample Size: M

POINT OF MEASURE	CODE	HOW TO MEASURE	CRITICAL	TYPE	TOLERANCE	M
Front Body Length	S&K01	HPS to bottom edge	true	Full	1/2 in	27 in
Back Body Length	S&K02	CB neck seam to bottom edge	true	Full	1/2 in	26 in
Shoulder Seam Forward	S&K007	HPS to seam	false	Full	1/8 in	1/2 in
Shoulder Slope	S&K08	Shoulder point perpendicular to HPS	false	Full	1/4 in	2 in
Front Neck Drop	S&K04	HPS to neck seam	false	Full	1/8 in	4 1/4 in
Back Neck Drop	S&K05	HPS to neck seam	false	Full	1/8 in	1 in
Back Neck Width	S&K06	Seam to seam at back neck, at HPS point	false	Full	1/4 in	7 3/4 in
Neck Trim Height	S&K020	Neck Seam to trim edge	false	Full	1/8 in	13/16 in
Minimum Neck Stretch	S&K199		true	Half	0 in	11 1/2 in
Across Shoulder	S&K09	Seam to seam	false	Half	1/4 in	21 in
Across Front/Across Back Position from HPS	eos7YR		true	Full	0 in	7 in
Across Front	S&K010	Down from HPS, Seam to seam	false	Half	1/4 in	20 in
Across Back	S&K011	Down from HPS, Seam to Seam	false	Half	1/4 in	20 in
Chest Width	S&K012	1" Below armhole- edge to edge	true	Half	1/4 in	22 1/2 in
Bottom Opening Width- At Edge	S&K013	At bottom edge	true	Half	1/4 in	22 1/2 in
Bottom Hem Height	S&K014	Bottom edge to stitch line or trim seam	false	Full	1/8 in	1 in
Sleeve Length from CB Neck	S&K032	3-point measure from CB Neck to shoulder point to sleeve edge	true	Full	3/8 in	19 1/4 in
Armhole Drop	S&K016	Below HPS - measure perpendicular	false	Full	1/4 in	11 1/2 in
Bicep Width	S&K017	1" below armhole- edge to edge	false	Half	1/4 in	8 7/8 in
Sleeve Opening Width- At Edge	S&K73	At edge	false	Half	1/4 in	8 in
Sleeve Cuff Height	S&K019		false	Full	1/8 in	3/4 in
Front Yoke Top Stitch Placement from HPS	S&K033		false	Full	1/8 in	5 3/4 in
CF/CB Artwork Placement Below Yoke Top Stitch	S&K112		false	Full	1/8 in	1 1/2 in
CB Artwork Centered Between Yoke Seam and CB Neck Seam	APOMGz		false	Full	1/8 in	0 in
Loop Label Placement at Sideseam	S&K023	Bottom edge to bottom of loop label, at the WL side seam	false	Full	1/8 in	7 in

## Development - Sarah Tota

CREATED ON JUL 21, 2025 6:04 PM

FW26CT017 SS Football Tee

Date: 12/3/25

Status: Requesting 1st proto

TD: Anastasiya

Fit: Follow fit of SS26CT006 Pointelle Tee



-Stitching detail at yoke and sleeve is only top stitching, please do not create seam but ensure thread tex is visible on the garment.

-Add cuff to sleeve opening

**fit: tham khảo SS26CT006**

**- Chi tiết may tại phần đô và tay áo chỉ là đường may nổi , vui lòng không tạo đường may ghép, nhưng cần đảm bảo chỉ may hiển thị rõ trên áo.**

**- thêm lai tay**

COMPONENT		QTY	1.  PROTO
FABRIC			
1	<b>IN DEV</b> CODE: TBD Placement: BODY, SLEEVES, CB NECK INTERIOR SH TO SH Notes: TAKIHYO QUALITY #THMKRS48S		- IN DEV Price: 0.00
2	<b>IN DEV</b> CODE: TBD Placement: NECK TRIM, SLEEVE CUFF TRIM Notes: 1X1 RIB, DOUBLED; USE CONTRAST COLOR FOR PROTO		- IN DEV Price: 0.00
3	<b>ARTWORK</b> CODE: AS CORRESPONDING FILE Placement: CF Notes: FOLLOW ARTWORK FILE AND POM Supplier: Factory Sourced		- ARTWORK Price: 0.00
4	<b>ARTWORK</b> CODE: AS CORRESPONDING FILE Placement: WL CHEST Notes: FOLLOW ARTWORK FILE AND POM Supplier: Factory Sourced		- ARTWORK Price: 0.00
LABEL AND TRIM PACKAGE			
5	<b>ALD Woven Loop Label</b> CODE: ALD-ML02 Placement: WL SIDE SEAM Notes: FOLLOW POM Supplier: Colonial	1	-  Parmesan Base / Gold Text Price: 0.00
6	<b>ALD Woven Main Label W/ Size</b> CODE: ALD-ML03 Placement: CB NECK INTERIOR Supplier: Colonial Country of Origin: CHINA	1 Piece	- ALD Woven Main Label W/ Size Price: 0.079
7	<b>ALD Hangtag</b> CODE: ALD-T06P Placement: WEARER'S LEFT ARMHOLE ABOVE SIDE SEAM Supplier: Colonial Country of Origin: CHINA	1 Piece	- ALD Hangtag Price: 0.22
8	<b>ALD Branded Poly Bag - 12" X 15" (RECYLCED)</b> CODE: ALD-PB01-R Supplier: Colonial Country of Origin: CHINA	1 Piece	- ALD Branded Poly bag - 12" x 15" (RECYLCED) Price: 0.21
9	<b>ALD Woven Care + Content + COO Label</b> CODE: ALD-COO-XXX Placement: INTERIOR WEARER'S LEFT SIDE SEAM, 5" ABOVE BODY HEM Supplier: Colonial Country of Origin: CHINA	1 Piece	- ALD Woven Care + Content + COO Label Price: 0.058
10	<b>UPC Sticker</b> CODE: UPC Placement: POLY BAG; BACK SIDE, UPPER RIGHT HAND CORNER Supplier: Factory Sourced	1	- UPC Sticker Price: 0.00
Components 10			Total 0.567