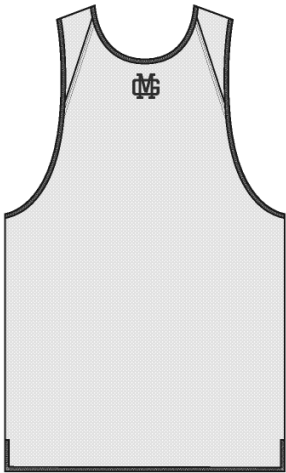


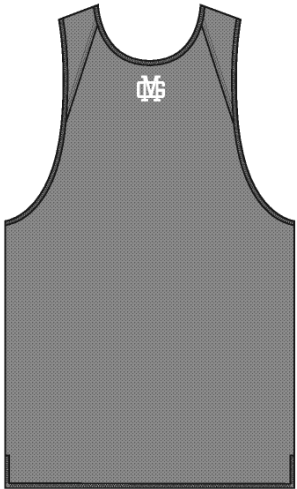
PRINTED SIDE



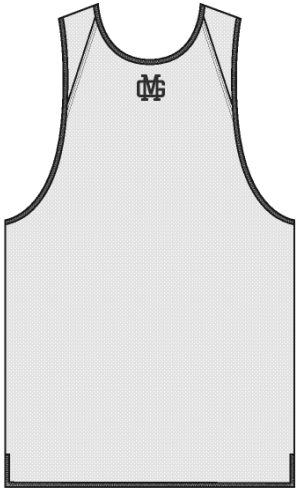
BASE COLOR SIDE

Name	Sonny Performance Reversible Jersey
Style No.	FW26CT092
Division	Mens
Category	Jerseys
Season	Fall/Winter
Year	2026
Size Scale	<b>M</b> -Sample size
	<div><div>XS</div><div>S</div><div>M</div><div>L</div><div>XL</div><div>XXL</div></div>
Factory	UN-AVAILABLE
Designer Name	Nils
Created by/Author	11/10/2025 Jeni Fitzgerald jeni.fitzgerald@aimeleondore.com

Sonny Performance Reversible Jersey



PRINTED SIDE



BASE COLOR SIDE

1\_B&W-1

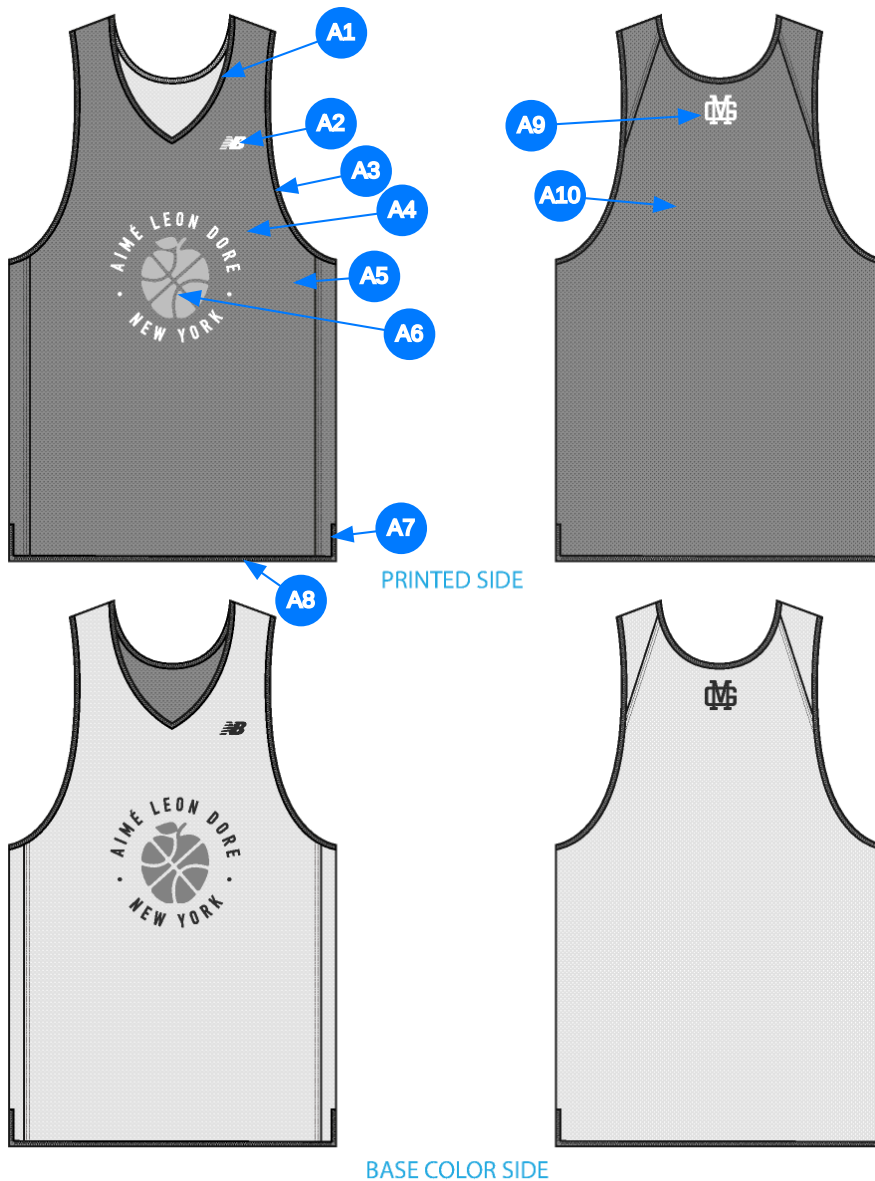


EVENING BLUE: 19-3815 TCX /  
VAPOR BLUE 14-4203 TCX



RAIN FOREST 19-5232 TCX /  
JOJOBA: 14-0935 TCX

2\_CLR-1



Comments (10)

- A1** ELASTIC BINDING AT NECK HEM
- A2** PRINTED ARTWORK @ UPPER WL CHEST - SEE SEPARATE ARTWORK FILE FOR DETAILS
- A3** ELASTIC BINDING @ ARMHOLE HEM
- A4** SINGLE LAYER OF FABRIC - PRINTED SIDE - BASE COLOR SIDE
- A5** SET IN PANEL IN SELF @ SIDE
- A6** PRINTED ARTWORK @ CF CHEST - SEE SEPARATE ARTWORK FILE FOR DETAILS
- A7** SPLIT @ HEM
- A8** SELF TURNBACK @ BOTTOM HEM
- A9** ARTWORK AT CENTER BACK NECK - SEE SEPARATE FILE FOR DETAILS
- A10** SET IN BACK PANEL @ BACK

1. thun viền tại cổ
2. in tại ngực trái
3. thun viền tại nách
4. áo 1 lớp - in vải mặt trong và mặt ngoài
5. phối sườn bằng vải chính
6. hình in tại ngực
7. xẻ lai
8. lai áo bằng vải chính
9. hình in tại thân sau
10. phối thân sau

3\_Construction Details-1



Comments (5)

- A1 ZIG ZAG STITCH @ NECK ELASTIC BINDING
- A2 ZIG ZAG STITCH @ ARMHOLE ELASTIC BINDING
- A3 1/8 DN TS @ SIDE SEAM
- A4 ZIG ZAG STITCH @ BOTTOM TURNBACK HEM
- A5 1/8 DN TS @ SHOULDER SEAM

- 1. điều zig zag tại thun viền cổ
- 2. điều zig zag tại thun viền nách
- 3. điều 2 kim 1/8" tại sườn
- 4. điều zig zag tại lai áo
- 5. điều 2 kim 1/8" tại đường may vai

4\_Stitching Details-1

CONSTRUCTION REFERENCE



8\_Construction Reference-1

Sample Size: M

POINT OF MEASURE	CODE	HOW TO MEASURE	CRITICAL	TYPE	TOLERANCE	M
Front Body Length	S&K01	HPS to bottom edge	true	Full	1/4 in	30 in
Back Body Length	S&K02	CB neck seam to bottom edge	true	Full	1/4 in	29 in
Neck/Armhole Binding Width	PinI4N		false	Full	1/8 in	3/8 in
Backward Shoulder @ Neck	S&K007	HPS to seam	false	Full	1/8 in	0 in
Backward Shoulder @ Armhole	Seo08b		true	Full	1/8 in	6 in
Front Neck Drop	S&K04	HPS to Neck Edge	false	Full	1/8 in	6 1/2 in
Back Neck Drop	S&K05	HPS to Neck Edge	false	Full	1/8 in	1 in
Back Neck Width	S&K06	Edge to Edge	false	Full	1/4 in	7 3/4 in
Shoulder Slope	S&K08	Shoulder point perpendicular to HPS	false	Full	1/4 in	1 1/4 in
Across Shoulder	S&K09	Edge to edge	false	Half	1/4 in	12 1/2 in
Across Front Edge to Edge	S&K106	Edge to Edge	true	Full	1/4 in	12 3/4 in
Across Back Edge to Edge	S&K107	Edge to Edge	false	Full	1/4 in	13 in
Chest Width	S&K012	1" Below armhole- edge to edge	true	Half	1/4 in	21 1/2 in
Bottom Opening Width- At Edge	S&K013	At bottom edge	true	Half	1/4 in	22 in
Bottom Hem Height	S&K014	Bottom edge to stitch line or trim seam	false	Full	1/8 in	7/8 in
Armhole Drop	S&K016	Below HPS - measure perpendicular	false	Full	1/4 in	11 3/8 in
Side Seam Forward	Aul3RU		false	Full	1/8 in	2 in
Side Slit Height	S&K093	From bottom edge to top of slit	false	Full	1/8 in	1 1/2 in
WL Chest Artwork Placement from HPS to Top Edge	S&K103		true	Full	1/8 in	5 1/2 in
WL Chest Artwork Placement - Centered on Strap	S&K252		false	Full	1/8 in	0 in
CF Artwork Placement below CF Neckline	S&K112	From CF Neck Seam to Top Edge of Artwork	false	Full	1/8 in	2 3/4 in
CB Artwork Placement below CB Neck Seam	S&K109	From CB Neck Seam to Top Edge of Artwork	false	Full	1/8 in	1 1/2 in



## Development Notes - Anastasiya Zolotova

CREATED ON NOV 7, 2025 3:38 PM

FW26CT092 Sonny Performance Reversible Jersey

Date: 11/7/25

TD: Anastasiya

Sample Request: Requesting 1st Proto

Fit: Please FW24CT045 Sonny Reversible Mesh Jersey w/below updates

- Changing fabric
- Add side seam forward
- Add backward shoulder (no shoulder panel)
- Sending reference sample construction @ binding / side seam / backward shoulder seam
- Since sample is reversible pls suggest main label/care label suggestions

fit: tham khảo FW24CT045 với thay đổi bên dưới:

- thay đổi vải
- thêm chồm sườn
- thêm chồm vai ( không có btp vai)
- tham khảo mẫu khách gửi cho cấu trúc binding/ sườn/ chồm đường may vai sau
- vì áo mặc được cả 2 mặt, PKT vui lòng suggest vị trí nhãn chính/ nhãn care phù hợp



COMPONENT		QTY	1. NO COLOR ASSIGNED
FABRIC			
1	<b>IN DEV</b> CODE: TBD Placement: BODY Notes: FOLLOW REFERENCE SAMPLE FOR QUALITY, PLS SEND OPTIONS FOR BULK APPROVAL; OK TO USE F064-Quat FOR PROTO: FACE = PRINTED EVENING BLUE, REVERSE = VAPOR BLUE		- IN DEV Price: 0.00
2	<b>IN DEV</b> CODE: TBD Placement: NECK TRIM, ARMHOLE TRIM Notes: ELASTIC BINDING AS REFERENCE SAMPLE, PLS ADVISE ARTICLE #; COLOR = EVENING BLUE		- IN DEV Price: 0.00
3	<b>ARTWORK</b> CODE: AS CORRESPONDING FILE Placement: CF CHEST, SIDE A Notes: FOLLOW ARTWORK AND POM Supplier: Factory Sourced		- ARTWORK Price: 0.00
4	<b>ARTWORK</b> CODE: AS CORRESPONDING FILE Placement: WL CHEST, SIDE A Notes: FOLLOW ARTWORK FILE AND POM Supplier: Factory Sourced		- ARTWORK Price: 0.00
5	<b>ARTWORK</b> CODE: AS CORRESPONDING FILE Placement: CF CHEST, SIDE B Notes: FOLLOW ARTWORK FILE AND POM Supplier: Factory Sourced		- ARTWORK Price: 0.00
6	<b>ARTWORK</b> CODE: AS CORRESPONDING FILE Placement: WL CHEST, SIDE B Notes: FOLLOW ARTWORK FILE AND POM Supplier: Factory Sourced		- ARTWORK Price: 0.00
LABEL AND TRIM PACKAGE			
Components 6			Total 0.00