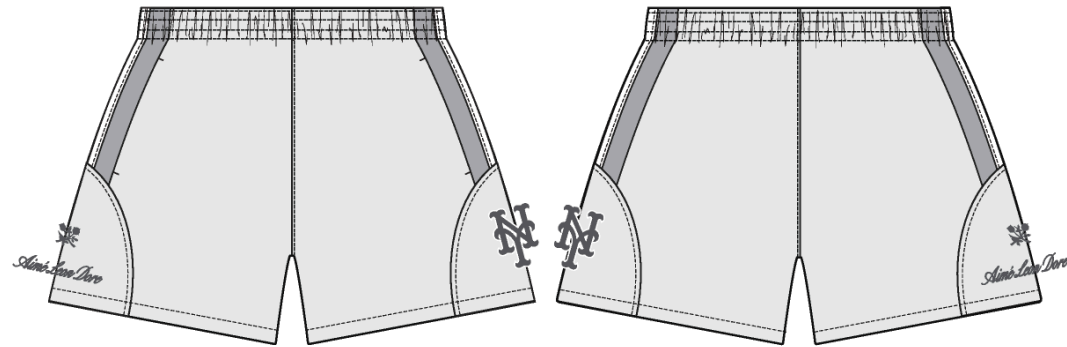
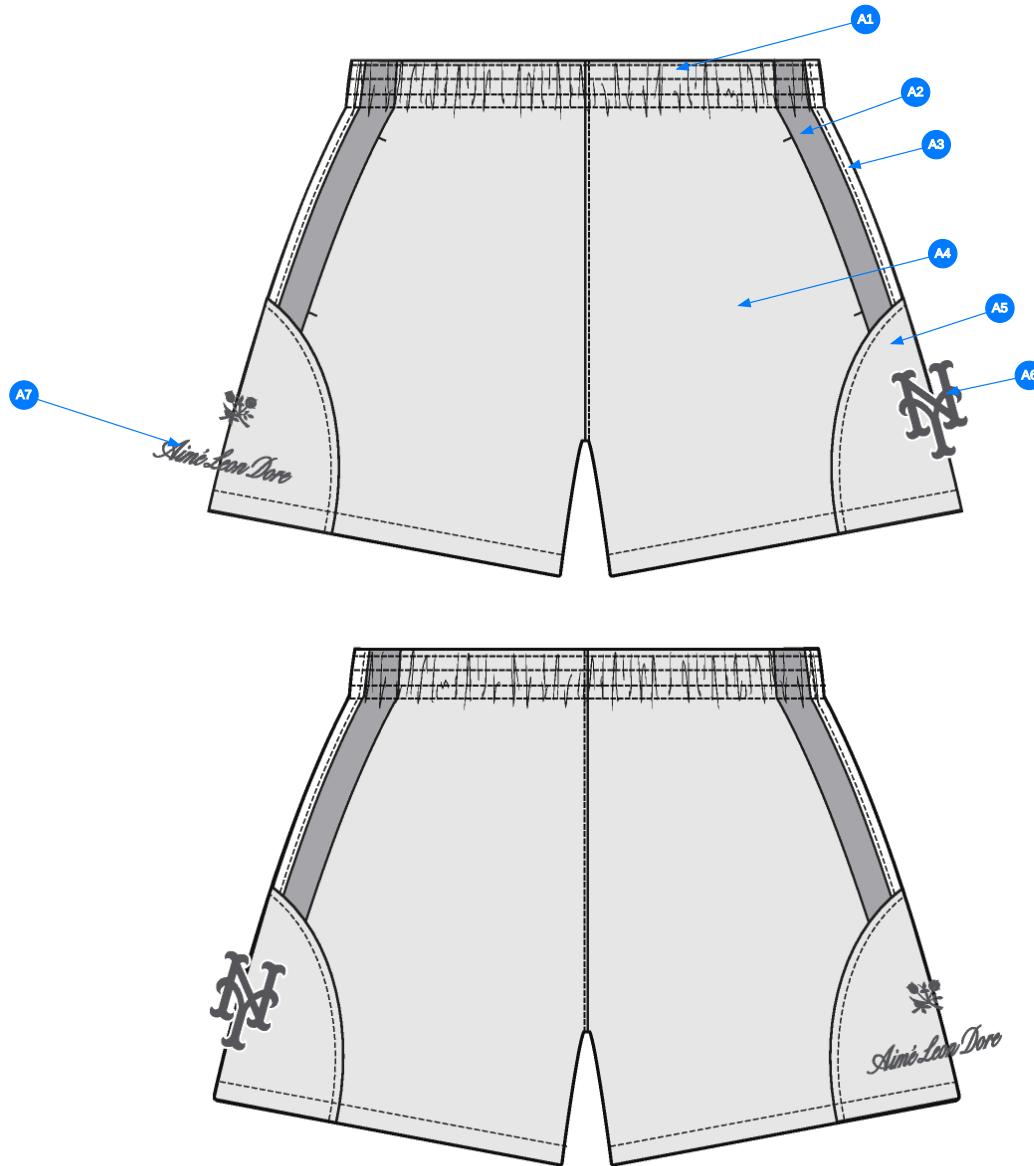


MLB Mets Running Short

Name	MLB Mets Running Short
Style No.	SS25WR029
Division	Mens
Category	Shorts
Season	Spring/Summer
Year	2025
Size Scale	<div>M</div> -Sample size <div><div>XS</div><div>S</div><div>M</div><div>L</div><div>XL</div><div>XXL</div></div>
Style Status	Development
Designer Name	Quinton
Created by/Author	12/9/2024 Kilsy Morocho kilsy.morocho@aimeleondore.com



1_B+W_12-1

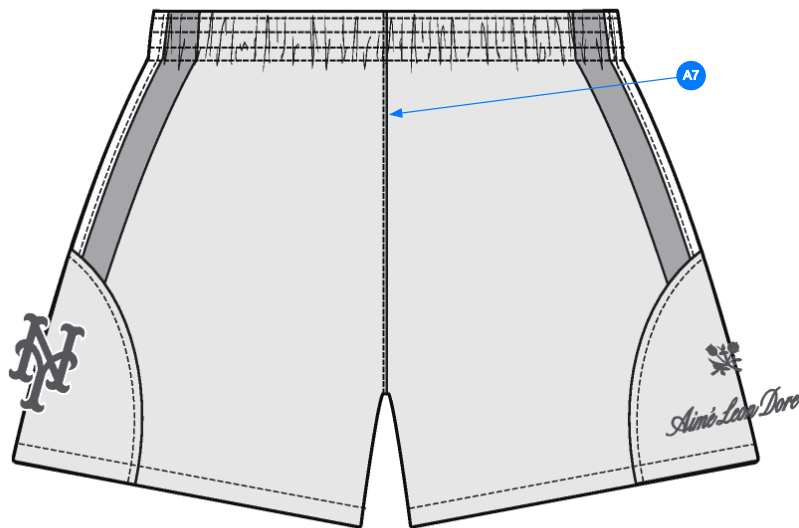
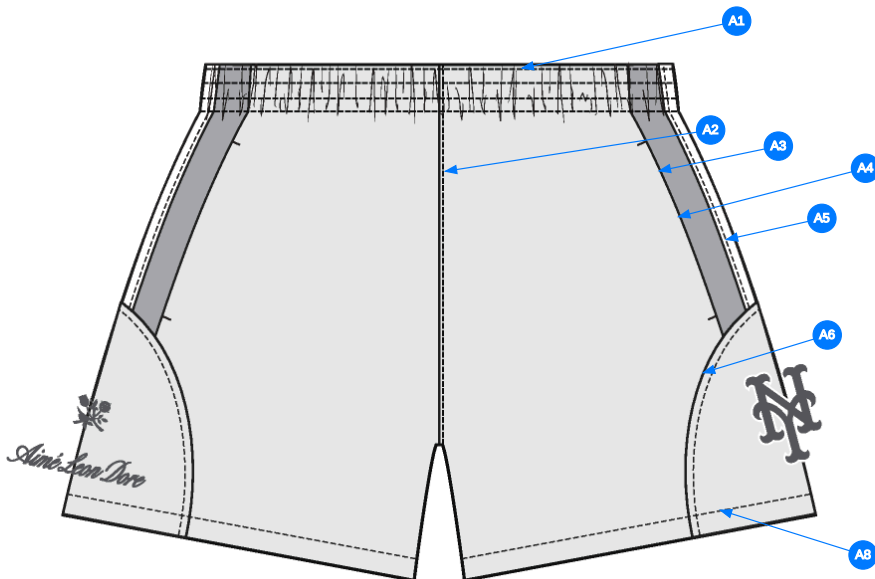


Comments (7)

- A1** GROWN-ON ELASTICATED WAISTBAND CONSTRUCTION
- A2** SET-IN CONTRAST COLOR SIDE PANEL CONSTRUCTION
- A3** POLY GROSGRAIN TAPE @ CENTER OF SIDE PANEL
- A4** GARMENT IS FULLY LINED WITH MESH
- A5** TOP APPLIED SELF FABRIC PANEL
- A6** DIRECT EMBROIDERY ARTWORK CENTERED @ WEARER'S LEFT TOP APPLIED PANEL - SEE CALLOUT PAGE FOR DETAILS
- A7** DIRECT EMBROIDERY ARTWORK CENTERED @ WEARER'S RIGHT TOP APPLIED PANEL - SEE CALLOUT PAGE FOR DETAILS

1. cấu trúc lưng quần thun liền
2. phối sườn bằng vải chính khác màu
3. dây tape dệt ngang tại giữa phối sườn
4. quần 1 lớp bằng vải lưới
5. phối lai bằng vải chính
6. hình thêu tại giữa phối lai trái
7. hình thêu tại giữa phối lai phải

3_CONSTRUCTION DETAILS_12-1

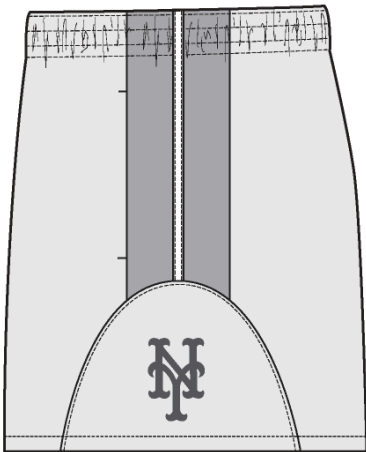


4_STITCHING DETAILS_12-1

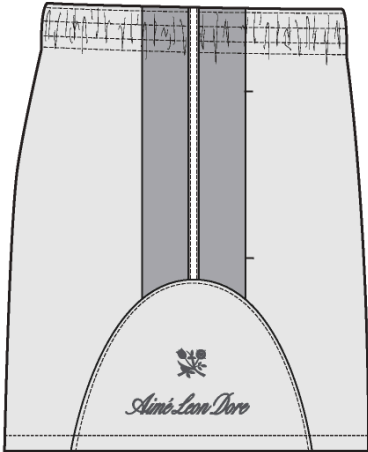
Comments (8)

- A1** SN TS @ WAISTBAND
- A2** EDGESTITCH @ CF RISE
- A3** CLEAN FINISH @ SET-IN PANEL
- A4** ON SEAM HAND POCKETS @ FRONT SIDE PANEL SEAMS
- USE SELF FOR POCKET BAGS
- A5** EDGESTITCH @ BOTH SIDES OF SIDE GROSGRAIN
- A6** EDGESTITCH @ TOP APPLIED PANEL
- A7** EDGESTITCH @ BACK RISE
- A8** 1/2" SN TS @ HEM

1. điều 1 kim tại lưng quần
2. mí điều tại đáy trước
3. may sạch tại phối sườn
4. túi dọc thẳng đường may sườn trước - lót túi bằng vải chính
5. mí điều tại 2 bên cạnh dây tape dẹt ngang
6. mí điều tại phối lại
7. mí điều tại đáy sau
8. điều 1 kim 1/2" tại lại



WEARER'S LEFT SIDE VIEW



WEARER'S RIGHT SIDE VIEW

5_SIDE VIEW_12-1

Measured Size: M

POINT OF MEASURE	CODE	HOW TO MEASURE	CRITICAL	TYPE	TOLERANCE	EXPECTED	1ST PROTO/1ST FIT - RCVD	VARIANCE	ADJUST BY +/-	REVISED SPEC	MEASUREMENT NOTES
WAISTBAND TOPSTITCHING HEIGHT, TOTAL	WV		false	Full	1/8 in	1 3/4 in	1 3/4 in	0 in	0 in	1 3/4 in	
WAIST CIRCUMFERENCE - RELAXED	WV102	ACROSS TOP EDGE OF WAISTBAND	true	Half	1/2 in	33 in	33 1/2 in	1/2 in	0 in	33 in	
WAIST CIRCUMFERENCE - STRETCHED	WV103	ACROSS THE TOP OF WAISTBAND	true	Full	1/2 in	41 in	41 in	0 in	0 in	41 in	
WAIST DRAWCORD LENGTH - TOTAL	WV104		false	Full	1 in	52 in	54 in	2 in	0 in	52 in	MUST REDUCE BACK TO SPEC
FRONT RISE FROM CROTCH SM TO TOP EDGE	WV105	FROM FRONT CROTCH SEAM TO TOP EDGE OF FRONT WAISTBAND	true	Full	1/4 in	12 3/8 in	12 3/4 in	3/8 in	0 in	12 3/8 in	MUST REDUCE BACK TO SPEC
BACK RISE FROM CROTCH SM TO TOP EDGE	WV106	FROM BACK CROTCH SEAM TO TOP EDGE OF BACK WAISTBAND	true	Full	1/4 in	16 1/8 in	16 1/4 in	1/8 in	0 in	16 1/8 in	
LOW HIP POSITION BELOW WB TOP EDGE	WV107	MEAS. X" DOWN FROM TOP EDGE OF WAISTBAND	true	Full	0 in	8 in	8 in	0 in	0 in	8 in	
LOW HIP CIRCUMFERENCE	WV	3PT MEAS. - FROM WR SIDE SEAM, CF, TO WL SIDE SEAM	true	Full	1/2 in	47 1/2 in	49 in	1 1/2 in	0 in	47 1/2 in	KEEP AS SAMPLE
THIGH CIRC. AT 1" BELOW CROTCH SM	WV109	MEAS. AT 1" BELOW CROTCH, ACROSS TO SIDE SEAM	true	Full	1/2 in	29 in	29 3/4 in	3/4 in	0 in	29 in	KEEP AS SAMPLE
LEG OPENING CIRC. AT BOTTOM EDGE (SHORTS)	WV130	MEASURE AT LEG EDGE	true	Full	1/2 in	28 1/2 in	28 1/2 in	0 in	0 in	28 1/2 in	
BOTTOM HEM TOPSTITCHING HEIGHT	WV016		false	Full	1/8 in	1 in	1 in	0 in	0 in	1 in	
INSEAM (SHORTS)	WV131	MEAS. ALONG THE INSEAM FROM CF CROTCH SEAM TO LEG EDGE	true	Full	1/4 in	5 1/4 in	5 1/4 in	0 in	0 in	5 1/4 in	
FRONT POCKET PLACEMENT BELOW WB SEAM	WV	MEASURE ALONG SIDE SEAM	false	Full	1/8 in	0 in	0 in	0 in	1/2 in	1/2 in	POM ADDED
FRONT POCKET OPENING LENGTH	WV FRONT POCKET	MEASURE ALONG SIDE SEAM FROM WB SEAM	false	Full	1/4 in	0 in	0 in	0 in	6 1/2 in	6 1/2 in	POM ADDED
LEG INSET HEIGHT AT CENTER	WV	MEASURE AT CENTER OF PANEL	false	Full	1/8 in	0 in	6 1/2 in	6 1/2 in	6 in	6 in	POM ADDED. REDUCE BY 1/2"
LEG INSET WIDTH AT BOTTOM EDGE	WV		false	Full	1/8 in	0 in	7 1/4 in	7 1/4 in	7 1/4 in	7 1/4 in	POM ADDED. KEEP AS SAMPLE

1st Proto/1st Fit - Kilsy Morocho

CREATED ON DEC 9, 2024 4:09 PM
1ST PROTO/1ST FIT: SIZE:M, ARRIVAL DATE:12-04-2024

Date: 12/09/24
Status: Submit PPS in bulk fabric and trims
TD: Kilsy Morocho

áp dụng toàn bộ comment bên dưới cho mã SS25WR030MLB YANKEES RUNNING SHORT

APPLY ALL REVISIONS BELOW TO SS25WR030 MLB YANKEES RUNNING SHORT

Fit:

- 1. Please make sure to submit next sample in all bulk fabric and trims.
- 2. Overall fit is good, thank you.
- 3. Keep low hip circumference as sample at 49"
- 4. Keep thigh circumference as sample at 29 3/4"
- 5. Add front pocket to side panel at the front as shown in sketch. See added POMs.
- 6. Inset leg panel POMs have been added.
 - a. Reduce the panel height by 1/2". See revised spec.
 - b. Make sure both panel heights are even. W/L is 1/4" longer then W/R
 - c. Center W/L leg artwork on the panel height from panel top edge to the leg opening hem topstitch.
 - d. Keep W/R leg artwork placement as sample. (artwork above bottom edge: 2 1/8")
- 7. Bring all other measurements back to requested spec.

Construction:

- 1. Tack the drawcord to the waistband at CB with a vertical bartack.
- 2. Main and size label construction is approved as sample.
- 3. Stitching on sample is not following the sketch in the following areas:
 - a. Front and back rise has 1/8" SNTS. Sketch callout has edgestitch.
 - b. Side panel has 1/8" SNTS. Sketch callout has clean finish.
 - c. Leg opening hem has 7/8" topstitch. Sketch callout has 1/2" topstitch.

Fit:

- 1. vui lòng đảm bảo gửi mẫu pps đúng vải và phụ liệu sx
- 2. mẫu fit đẹp, cảm ơn
- 3. giữ hông nguyên vòng như mẫu 49"
- 4. giữ đùi nguyên vòng như mẫu 29 3/4"
- 5. thêm túi sườn như sketch
- 6. phối lai đã thêm vào POMs
 - a. giảm cao phối 1/2", xem thông số thay đổi
 - b. đảm bảo cả 2 phối lai đều nhau. lai trái dài hơn lai phải 1/4"
 - c. hình thêu lai trái nằm giữa cao phối lai từ mép phối đến điều lai
 - d. giữ vị trí hình thêu lai phải như mẫu (hình thêu trên mép lai 2 1/8")
- 7. điều chỉnh tất cả thông số còn lại trong dung sai cấu trúc:
 - 1. thêm bộ vào giữa lưng quần sau để cố định dây luôn
 - 2. cấu trúc nhãn chính và nhãn sai duyệt như mẫu
 - 3. điều trên mẫu không theo như sketch những điểm bên dưới:
 - a. đáy trước và đáy sau điều 1 kim 1/8", sketch mí điều
 - b. phối lai điều 1 kim 1/8", sketch may sạch
 - c. lai quần điều 7/8", sketch điều 1/2"



SS25WR029 MLB Mets Running Short.jpg

SS25WR029														
No	Sample Size: M POINT OF MEASURE		CODE	HOW TO MEASURE		CRITICAL	TYPE	TOLERANCE	EXPECTED	PROTO - RCVD	VARIANC E	ADJUST BY +/-	REVISED SPEC	MEASUREMENT NOTES
1	WAISTBAND TOPSTITCHING HEIGHT, TOTAL	CAO LƯNG QUẦN	WV			false	Full	1/8 in	1 3/4 in	1 3/4 in	0 in	0 in	1 3/4 in	
2	WAIST CIRCUMFERENCE - RELAXED	LƯNG QUẦN NGUYÊN VÒNG ĐO ÊM	WV102	ACROSS TOP EDGE OF WAISTBAND	ĐO NGANG THEO MÉP DƯỚI LƯNG QUẦN	true	Half	1/2 in	33 in	33 1/2 in	1/2 in	0 in	33 in	
3	WAIST CIRCUMFERENCE - STRETCHED	LƯNG QUẦN NGUYÊN VÒNG ĐO CĂNG	WV103	ACROSS THE TOP OF WAISTBAND	ĐO NGANG THEO MÉP TRÊN LƯNG QUẦN	true	Full	1/2 in	41 in	41 in	0 in	0 in	41 in	
4	WAIST DRAWCORD LENGTH - TOTAL	DÀI DÂY LUÔN -TỔNG	WV104			false	Full	1 in	52 in	54 in	2 in	0 in	52 in	MUST REDUCE BACK TO SPEC
5	FRONT RISE FROM CROTCH SM TO TOP EDGE	ĐÁY TRƯỚC TỪ ĐƯỜNG MAY ĐÁY ĐẾN MÉP TRÊN LƯNG	WV105	FROM FRONT CROTCH SEAM TO TOP EDGE OF FRONT WAISTBAND	TỪ ĐƯỜNG MAY ĐÁY TRƯỚC ĐẾN MÉP TRÊN LƯNG	true	Full	1/4 in	12 3/8 in	12 3/4 in	3/8 in	0 in	12 3/8 in	MUST REDUCE BACK TO SPEC
6	BACK RISE FROM CROTCH SM TO TOP EDGE	ĐÁY SAU TỪ ĐƯỜNG MAY ĐÁY ĐẾN MÉP TRÊN LƯNG	WV106	FROM BACK CROTCH SEAM TO TOP EDGE OF BACK WAISTBAND	TỪ ĐƯỜNG MAY ĐÁY SAU ĐẾN MÉP TRÊN LƯNG	true	Full	1/4 in	16 1/8 in	16 1/4 in	1/8 in	0 in	16 1/8 in	
7	LOW HIP POSITION BELOW WB TOP EDGE	MÔNG VỊ TRÍ DƯỚI LƯNG TRÊN QUẦN	WV107	MEAS. X" DOWN FROM TOP EDGE OF WAISTBAND	HẠ TỪ MÉP TRÊN LƯNG QUẦN XUỐNG	true	Full	0 in	8 in	8 in	0 in	0 in	8 in	
8	LOW HIP CIRCUMFERENCE	MÔNG NGUYÊN VÒNG	WV	3PT MEAS. - FROM WR SIDE SEAM, CF. TO WL SIDE SEAM	3 ĐIỂM - TỪ ĐƯỜNG MAY SƯỜN PHẢI, GIỮA THÂN TRƯỚC ĐẾN SƯỜN TRÁI	true	Full	1/2 in	47 1/2 in	49 in	1 1/2 in	0 in	47 1/2 in	KEEP AS SAMPLE
9	THIGH CIRC. AT 1" BELOW CROTCH SM	ĐÙI TẠI DƯỚI ĐƯỜNG MAY ĐÁY 1"	WV109	MEAS. AT 1" BELOW CROTCH, ACROSS TO SIDE SEAM	HẠ 1" DƯỚI ĐƯỜNG MAY ĐÁY	true	Full	1/2 in	29 in	29 3/4 in	3/4 in	0 in	29 in	KEEP AS SAMPLE
10	LEG OPENING CIRC. AT BOTTOM EDGE (SHORTS)	RỘNG ÔNG QUẦN NGUYÊN VÒNG TẠI MÉP	WV130	MEASURE AT LEG EDGE	ĐO TẠI MÉP QUẦN	true	Full	1/2 in	28 1/2 in	28 1/2 in	0 in	0 in	28 1/2 in	
11	BOTTOM HEM TOPSTITCHING HEIGHT	CAO LẠI QUẦN	WV016			false	Full	1/8 in	1 in	1 in	0 in	0 in	1 in	
12	INSEAM (SHORTS)	DÀI SƯỜN TRONG	WV131	MEAS. ALONG THE INSEAM FROM CF CROTCH SEAM TO LEG EDGE	ĐO DỌC THEO ĐƯỜNG MAY TỪ ĐM ĐÁY ĐẾN MÉP	true	Full	1/4 in	5 1/4 in	5 1/4 in	0 in	0 in	5 1/4 in	
13	FRONT POCKET PLACEMENT BELOW WB SEAM	VỊ TRÍ TÚI TRƯỚC DƯỚI ĐƯỜNG MAY LƯNG	WV	MEASURE ALONG SIDE SEAM		false	Full	1/8 in	0 in	0 in	0 in	1/2 in	1/2 in	POM ADDED
14	FRONT POCKET OPENING LENGTH	DÀI MIỆNG TÚI TRƯỚC	WV FRONT POCKET	MEASURE ALONG SIDE SEAM FROM WB SEAM	ĐO DỌC ĐƯỜNG MAY SƯỜN	false	Full	1/4 in	0 in	0 in	0 in	6 1/2 in	6 1/2 in	POM ADDED
15	LEG INSET HEIGHT AT CENTER	CAO PHÓI LAI TẠI GIỮA	WV	MEASURE AT CENTER OF PANEL	ĐO TẠI GIỮA CỦA PHÓI	false	Full	1/8 in	0 in	6 1/2 in	6 1/2 in	6 in	6 in	POM ADDED. REDUCE BY 1/2"
16	LEG INSET WIDTH AT BOTTOM EDGE	RỘNG PHÓI LAI TẠI MÉP LAI	WV			false	Full	1/8 in	0 in	7 1/4 in	7 1/4 in	7 1/4 in	7 1/4 in	POM ADDED. KEEP AS SAMPLE