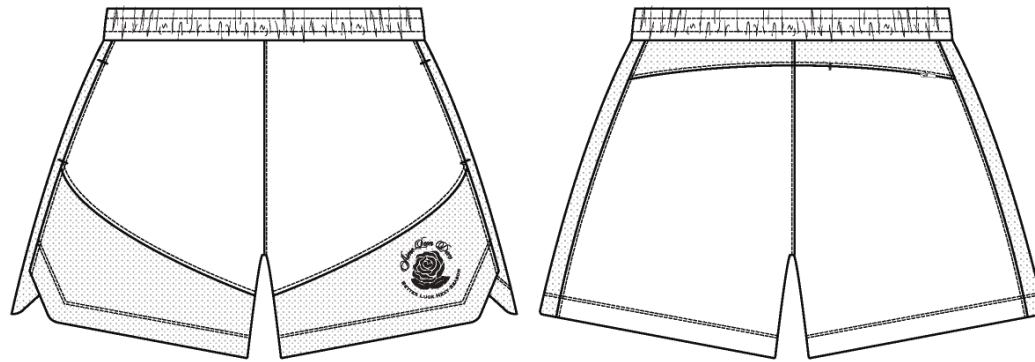


Practice Short


Name	Practice Short
Style No.	SS25CR001
Division	Mens
Category	Shorts
Season	Spring/Summer
Year	2025
Size Scale	<div>M</div> -Sample size <div><div>XS</div><div>S</div><div>M</div><div>L</div><div>XL</div><div>XXL</div></div>
Style Status	Adopted
Factory	UN-AVAILABLE
Designer Name	Ben
TD Name	Anastasiya
Created by/Author	12/13/2024 Anastasiya Zolotova anastasiya.zolotova@aimeleondore.com



1_B+W-1

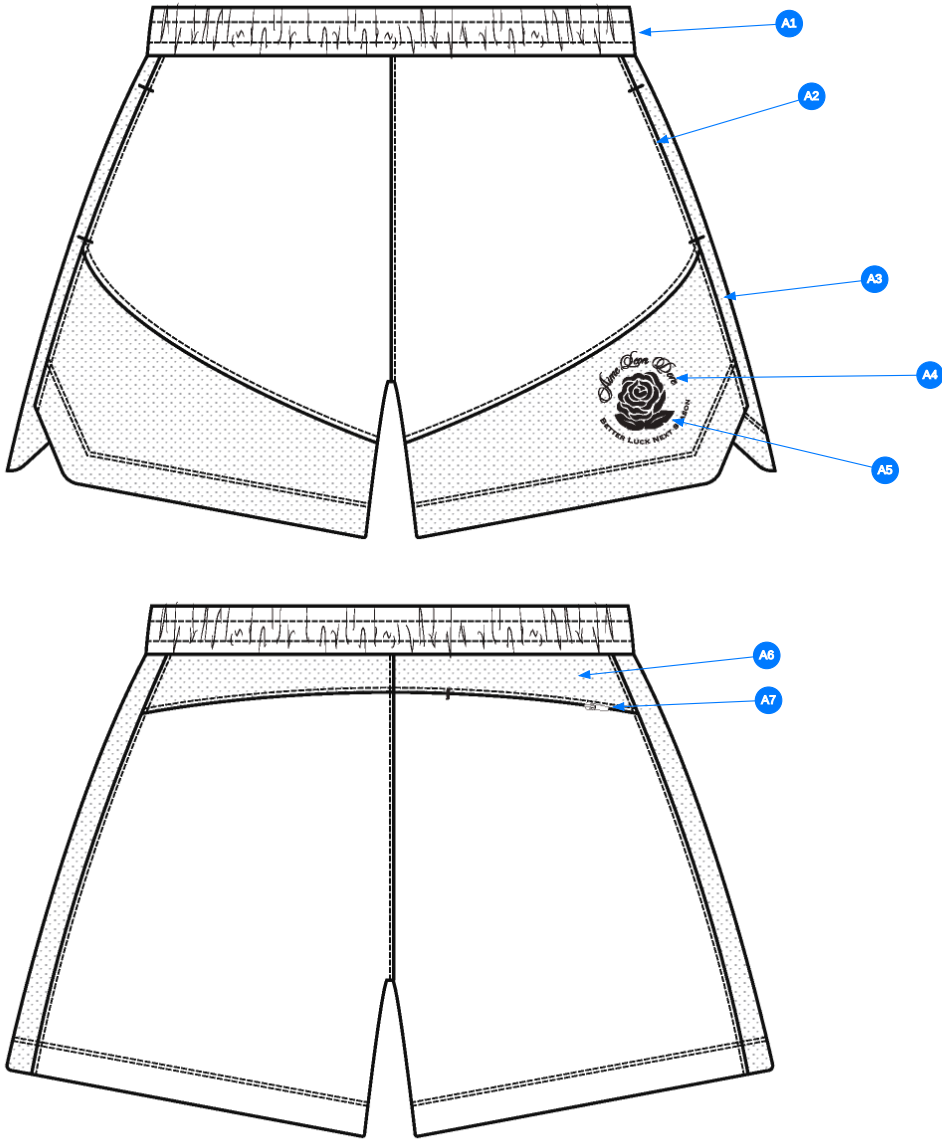


JET BLACK



BRIGHT WHITE

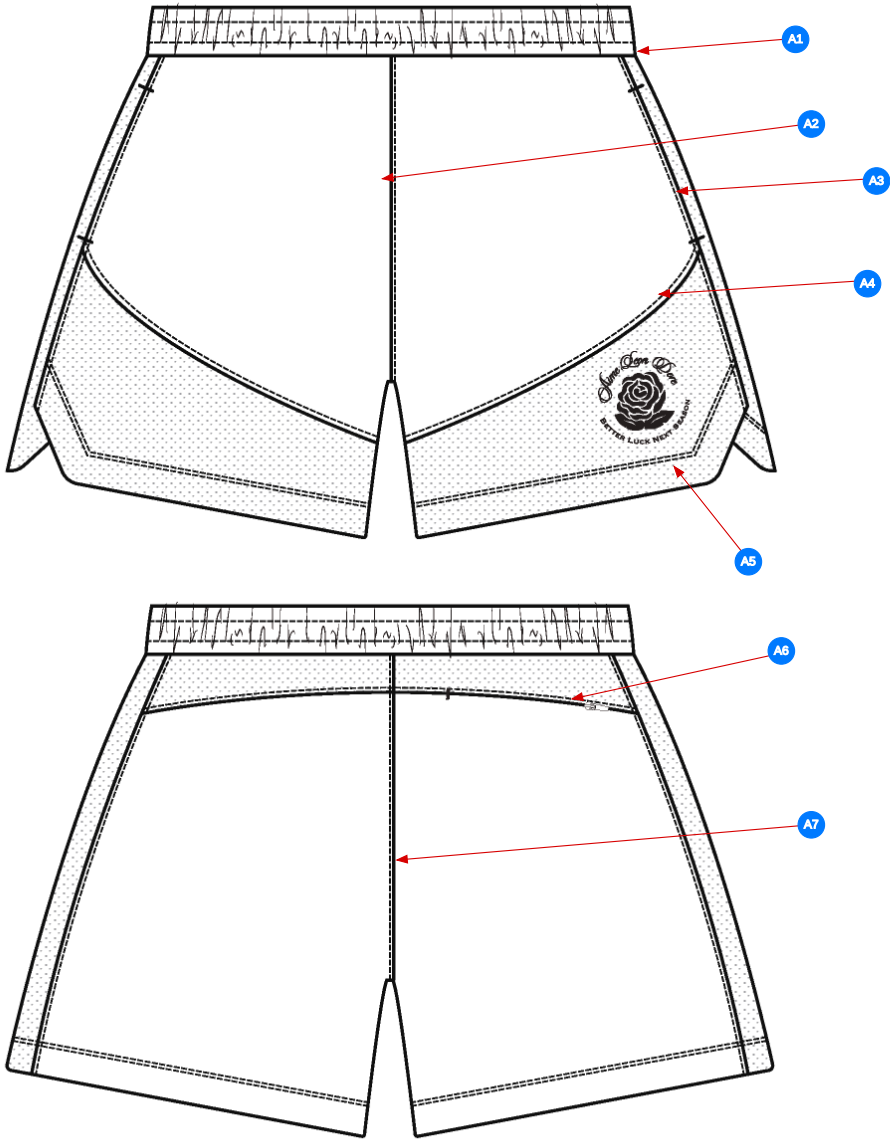
2_CLR-1



- Comments (7)
- A1** PIECED ON ELASTICATED WAISTBAND w/ INTERIOR DRAWCORDS - USE THREAD EYELETS FOR DRAWCORD EXITS
 - A2** ON SEAM HAND POCKETS
 - A3** SET IN LEG PANEL @ SIDE
 - A4** SET IN LEG PANEL @ FRONT LEGS
 - A5** PRINTED ARTWORK
 - A6** SET IN PANEL @ BACK BODY
 - A7** ON SEAM ZIPPER POCKET @ BACK BODY

3_CONSTRUCTION DETAILS-1

STITCHING DETAILS



Comments (7)

- A1 CLEAN SEAM FINISH @ WAISTBAND SEAM
- A2 EDGE STITCH @ FRONT RISE
- A3 EDGE STITCH @ LEG PANEL SEAM
- A4 EDGE STITCH @ LEG PANEL SEAM
- A5 1/4" DN TS @ HEM - PLACED 3/4" UP FROM BOTTOM
- A6 EDGE STITCH @ BACK BODY SEAM
- A7 EDGE STITCH @ BACK RISE

4_STITCHING DETAILS-1

Sample Size: M

POINT OF MEASURE	HOW TO MEASURE	CRITICAL	TYPE	TOLERANCE	XS	S	M	L	XL	XXL
Waistband Height	Waist seam to top edge	false	Full	1/8 in	0 in	0 in	1 1/2 in	0 in	0 in	0 in
Waist Width Relaxed	Straight at top edge- garment relaxed	true	Half	1/2 in	-1 in	-1 in	15 3/4 in	1 in	1 in	1 in
Waist Width Extended	Straight, with waist or elastic stretched	true	Half	1/2 in	-1 in	-1 in	21 1/2 in	1 in	1 in	1 in
Exposed Drawcord Length		false	Full	1/2 in	0 in	0 in	11 in	0 in	0 in	0 in
Interior Drawcord Exit Spacing	Center to Center Relaxed	false	Full	1/8 in	0 in	0 in	1 1/2 in	0 in	0 in	0 in
Front Rise	Crotch seam to waistband top edge	true	Half	3/8 in	-1/2 in	-1/2 in	13 in	1/2 in	1/2 in	1/2 in
Back Rise	Crotch seam to waistband top edge	true	Half	3/8 in	-1/2 in	-1/2 in	16 3/4 in	1/2 in	1/2 in	1/2 in
Low Hip Position Below Waistband Top Edge		true	Full	0 in	-1/4 in	-1/4 in	8 in	1/4 in	1/4 in	1/4 in
Low Hip Width	3-pt measurement taken 8" down from waistband top edge	true	Half	1/2 in	-1 in	-1 in	23 1/4 in	1 in	1 in	1 in
Thigh Width	1" below crotch point	false	Half	3/8 in	-5/8 in	-5/8 in	14 1/2 in	5/8 in	5/8 in	5/8 in
Leg Opening Width for Shorts	Along opening edge	false	Half	3/8 in	-1/2 in	-1/2 in	13 3/4 in	1/2 in	1/2 in	1/2 in
Leg Opening Hem Height	Edge to stitch line	false	Full	1/8 in	0 in	0 in	1 in	0 in	0 in	0 in
Inseam Length	Crotch point to leg opening, along seam	true	Full	1/2 in	0 in	0 in	4 1/2 in	0 in	0 in	0 in
Front Pocket Placement Below Waistband	Waistband seam to top of pocket	false	Full	1/4 in	0 in	0 in	5/8 in	0 in	0 in	0 in
Front On-seam Pocket Opening Length	Along opening edge	false	Full	1/4 in	0 in	-1/4 in	6 1/2 in	0 in	1/4 in	0 in
Front Pocket Bag Height	Not Including Overlock Stitching	false	Full	1/8 in	0 in	-1/4 in	11 in	0 in	1/4 in	0 in
Front Pocket Bag Width	Not Including Overlock Stitching	false	Full	1/8 in	0 in	-1/4 in	7 1/4 in	0 in	1/4 in	0 in
Back Yoke Height at CB		false	Full	1/8 in	0 in	0 in	1 3/4 in	0 in	0 in	0 in
Back Yoke Height At Outseam		true	Full	1/8 in	0 in	0 in	2 1/4 in	0 in	0 in	0 in
WR Back Pocket Zipper Length		false	Full	1/8 in	0 in	-1/2 in	5 3/4 in	0 in	1/2 in	0 in
Back Pocket Bag Height	Not Including Overlock Stitching	false	Full	1/8 in	0 in	-1/2 in	7 1/2 in	0 in	1/2 in	0 in
Back Pocket Bag Width	Not Including Overlock Stitching	false	Full	1/8 in	0 in	-1/2 in	7 1/4 in	0 in	1/2 in	0 in
WL Artwork Placement Up from Hem Edge	From Hem to Artwork Bottom Edge	true	Full	1/8 in	0 in	0 in	1 5/8 in	0 in	0 in	0 in
WL Artwork Placement from Outseam	From Seam to Artwork Edge	true	Full	1/8 in	0 in	0 in	2 1/4 in	0 in	0 in	0 in

Sample Size: M

POINT OF MEASURE	HOW TO MEASURE	CRITICAL	TYPE	TOLERANCE	XS	S	M	L	XL	XXL
Waistband Height	Waist seam to top edge	false	Full	1/8 in	1 1/2 in	1 1/2 in	1 1/2 in	1 1/2 in	1 1/2 in	1 1/2 in
Waist Width Relaxed	Straight at top edge- garment relaxed	true	Half	1/2 in	13 3/4 in	14 3/4 in	15 3/4 in	16 3/4 in	17 3/4 in	18 3/4 in
Waist Width Extended	Straight, with waist or elastic stretched	true	Half	1/2 in	19 1/2 in	20 1/2 in	21 1/2 in	22 1/2 in	23 1/2 in	24 1/2 in
Exposed Drawcord Length		false	Full	1/2 in	11 in	11 in	11 in	11 in	11 in	11 in
Interior Drawcord Exit Spacing	Center to Center Relaxed	false	Full	1/8 in	1 1/2 in	1 1/2 in	1 1/2 in	1 1/2 in	1 1/2 in	1 1/2 in
Front Rise	Crotch seam to waistband top edge	true	Half	3/8 in	12 in	12 1/2 in	13 in	13 1/2 in	14 in	14 1/2 in
Back Rise	Crotch seam to waistband top edge	true	Half	3/8 in	15 3/4 in	16 1/4 in	16 3/4 in	17 1/4 in	17 3/4 in	18 1/4 in
Low Hip Position Below Waistband Top Edge		true	Full	0 in	7 1/2 in	7 3/4 in	8 in	8 1/4 in	8 1/2 in	8 3/4 in
Low Hip Width	3-pt measurement taken 8" down from waistband top edge	true	Half	1/2 in	21 1/4 in	22 1/4 in	23 1/4 in	24 1/4 in	25 1/4 in	26 1/4 in
Thigh Width	1" below crotch point	false	Half	3/8 in	13 1/4 in	13 7/8 in	14 1/2 in	15 1/8 in	15 3/4 in	16 3/8 in
Leg Opening Width for Shorts	Along opening edge	false	Half	3/8 in	12 3/4 in	13 1/4 in	13 3/4 in	14 1/4 in	14 3/4 in	15 1/4 in
Leg Opening Hem Height	Edge to stitch line	false	Full	1/8 in	1 in	1 in	1 in	1 in	1 in	1 in
Inseam Length	Crotch point to leg opening, along seam	true	Full	1/2 in	4 1/2 in	4 1/2 in	4 1/2 in	4 1/2 in	4 1/2 in	4 1/2 in
Front Pocket Placement Below Waistband	Waistband seam to top of pocket	false	Full	1/4 in	5/8 in	5/8 in	5/8 in	5/8 in	5/8 in	5/8 in
Front On-seam Pocket Opening Length	Along opening edge	false	Full	1/4 in	6 1/4 in	6 1/4 in	6 1/2 in	6 1/2 in	6 3/4 in	6 3/4 in
Front Pocket Bag Height	Not Including Overlock Stitching	false	Full	1/8 in	10 3/4 in	10 3/4 in	11 in	11 in	11 1/4 in	11 1/4 in
Front Pocket Bag Width	Not Including Overlock Stitching	false	Full	1/8 in	7 in	7 in	7 1/4 in	7 1/4 in	7 1/2 in	7 1/2 in
Back Yoke Height at CB		false	Full	1/8 in	1 3/4 in	1 3/4 in	1 3/4 in	1 3/4 in	1 3/4 in	1 3/4 in
Back Yoke Height At Outseam		true	Full	1/8 in	2 1/4 in	2 1/4 in	2 1/4 in	2 1/4 in	2 1/4 in	2 1/4 in
WR Back Pocket Zipper Length		false	Full	1/8 in	5 1/4 in	5 1/4 in	5 3/4 in	5 3/4 in	6 1/4 in	6 1/4 in
Back Pocket Bag Height	Not Including Overlock Stitching	false	Full	1/8 in	7 in	7 in	7 1/2 in	7 1/2 in	8 in	8 in
Back Pocket Bag Width	Not Including Overlock Stitching	false	Full	1/8 in	6 3/4 in	6 3/4 in	7 1/4 in	7 1/4 in	7 3/4 in	7 3/4 in
WL Artwork Placement Up from Hem Edge	From Hem to Artwork Bottom Edge	true	Full	1/8 in	1 5/8 in	1 5/8 in	1 5/8 in	1 5/8 in	1 5/8 in	1 5/8 in
WL Artwork Placement from Outseam	From Seam to Artwork Edge	true	Full	1/8 in	2 1/4 in	2 1/4 in	2 1/4 in	2 1/4 in	2 1/4 in	2 1/4 in

Measured Size: M

POINT OF MEASURE	HOW TO MEASURE	CRITICAL	TYPE	TOLERANCE	EXPECTED	PPS - RCVD	VARIANCE	ADJUST BY +/-	REVISED SPEC	MEASUREMENT NOTES
Waistband Height	Waist seam to top edge	false	Full	1/8 in	1 1/2 in	1 5/8 in	1/8 in	0 in	1 1/2 in	
Waist Width Relaxed	Straight at top edge- garment relaxed	true	Half	1/2 in	15 3/4 in	15 1/2 in	-1/4 in	0 in	15 3/4 in	
Waist Width Extended	Straight, with waist or elastic stretched	true	Half	1/2 in	21 1/2 in	21 1/2 in	0 in	0 in	21 1/2 in	
Exposed Drawcord Length		false	Full	1/2 in	11 in	11 in	0 in	0 in	11 in	
Interior Drawcord Exit Spacing	Center to Center Relaxed	false	Full	1/8 in	1 1/2 in	1 1/2 in	0 in	0 in	1 1/2 in	
Front Rise	Crotch seam to waistband top edge	true	Half	3/8 in	13 1/4 in	13 1/4 in	0 in	-1/4 in	13 in	Reduce
Back Rise	Crotch seam to waistband top edge	true	Half	3/8 in	16 3/4 in	16 3/4 in	0 in	0 in	16 3/4 in	
Low Hip Position Below Waistband Top Edge		true	Full	0 in	8 in	8 in	0 in	0 in	8 in	
Low Hip Width	3-pt measurement taken 8" down from waistband top edge	true	Half	1/2 in	23 1/4 in	23 in	-1/4 in	0 in	23 1/4 in	
Thigh Width	1" below crotch point	false	Half	3/8 in	14 1/2 in	14 5/8 in	1/8 in	0 in	14 1/2 in	
Leg Opening Width for Shorts	Along opening edge	false	Half	3/8 in	13 3/4 in	13 3/4 in	0 in	0 in	13 3/4 in	
Leg Opening Hem Height	Edge to stitch line	false	Full	1/8 in	1 in	7/8 in	-1/8 in	0 in	1 in	
Inseam Length	Crotch point to leg opening, along seam	true	Full	1/2 in	4 1/2 in	4 1/2 in	0 in	0 in	4 1/2 in	
Front Pocket Placement Below Waistband	Waistband seam to top of pocket	false	Full	1/4 in	5/8 in	3/4 in	1/8 in	0 in	5/8 in	
Front On-seam Pocket Opening Length	Along opening edge	false	Full	1/4 in	6 1/2 in	6 1/2 in	0 in	0 in	6 1/2 in	
Front Pocket Bag Height	Not Including Overlock Stitching	false	Full	1/8 in	11 in	11 in	0 in	0 in	11 in	
Front Pocket Bag Width	Not Including Overlock Stitching	false	Full	1/8 in	7 1/4 in	7 1/4 in	0 in	0 in	7 1/4 in	
Back Yoke Height at CB		false	Full	1/8 in	1 3/4 in	1 5/8 in	-1/8 in	0 in	1 3/4 in	
Back Yoke Height At Outseam		true	Full	1/8 in	2 1/4 in	2 3/8 in	1/8 in	0 in	2 1/4 in	
WR Back Pocket Zipper Length		false	Full	1/8 in	5 3/4 in	5 3/4 in	0 in	0 in	5 3/4 in	
Back Pocket Bag Height	Not Including Overlock Stitching	false	Full	1/8 in	0 in	9 in	9 in	7 1/2 in	7 1/2 in	Reduce
Back Pocket Bag Width	Not Including Overlock Stitching	false	Full	1/8 in	0 in	7 1/4 in	7 1/4 in	7 1/4 in	7 1/4 in	Keep As Sample
WL Artwork Placement Up from Hem Edge	From Hem to Artwork Bottom Edge	true	Full	1/8 in	1 1/2 in	1 3/4 in	1/4 in	1/8 in	1 5/8 in	Follow Revised
WL Artwork Placement from Outseam	From Seam to Artwork Edge	true	Full	1/8 in	2 1/4 in	2 1/4 in	0 in	0 in	2 1/4 in	

PPS - Anastasiya Zolotova

CREATED ON DEC 12, 2024 8:24 PM
PPS: SIZE:M, CREATED AT: 12-10-2024

SS25CR001 Practice Short

FITTING DATE: 12/10/24

MODEL/ATTENDEES: Jessica, Cal, Wes, Megan, Jeni, Anastasiya

STATUS: PPS Approved to TOP **MẪU PPS DC APPROVED LÊN TOP**

Fit Comments:

- 1. Reduce front rise to 13".
- 2. Added back pocket bag height and width.
 - a. Reduce back pocket bag height to 7 1/2".
 - b. Keep pocket bag width as sample at 7 1/4".
 - c. Both measurements above are not including the overlock stitching.
- 3. Follow revised WL artwork placement form hem edge of 1 5/8".

Construction:

- 1. Secure drawcord with bar tack at CB waistband.

FIT COMMENT:

- 1. **GIẢM HẠ ĐÁY TRƯỚC ĐẾN 13".**
- 2. **THÊM CAO VÀ RỘNG BAO TÚI SAU:**
 - a. **GIẢM CAO BAO TÚI SAU ĐẾN 7 1/2"**
 - b. **GIỮ RỘNG BAO TÚI NHƯ MẪU LÀ 7 1/4"**
 - c. **CẢ 2 THÔNG SỐ Ở TRÊN ĐỀU KHÔNG BAO GỒM ĐƯỜNG CHỈ ĐIỀU OVERLOCK**
- 3. **THEO THAY ĐỔI VỊ TRÍ ARTWORK BÊN TRÁI NGƯỜI MẶT TỪ CẠNH LAI LÀ 1 5/8"**



Screen Shot 2024-12-12 at 1.13.33 PM.jpg