




Cycling Jersey


Name	Cycling Jersey
Style No.	SS25CT051
Division	Mens
Category	Jerseys
Season	Spring/Summer
Year	2025
Size Scale	<div>M</div> -Sample size <div>XS</div> <div>S</div> <div>M</div> <div>L</div> <div>XL</div> <div>XXL</div>
Style Status	Adopted
Factory	UN-AVAILABLE
Designer Name	Lonz
TD Name	Anastasiya
Created by/Author	11/20/2024 Anastasiya Zolotova anastasiya.zolotova@aimeleondore.com



1_B&W-1



PINK



WARM APRICOT


2_CLR-1



Comments (7)

- A1** FIT: ZIP SPORT SHIRT (FW24CT026)
- A2** PRINTED ARTWORK @ BODY & SLEEVES
- A3** SELF FABRIC DOUBLED @ NECK TRIM
- A4** ZIPPER @ CF - SELF FABRIC GARAGE @ TOP AND BOTTOM - SEE FOLLOWING PAGES FOR REFERENCE
- A5** ELASTIC BINDING @ BOTTOM HEM
- A6** SELF PATCH POCKET W/ FLAT ELASTIC @ BACK BODY - SEE FOLLOWING PAGES FOR POCKET DETAILS
- A7** SELF FABRIC @ SLEEVE OPENING

3_Construction Details-1

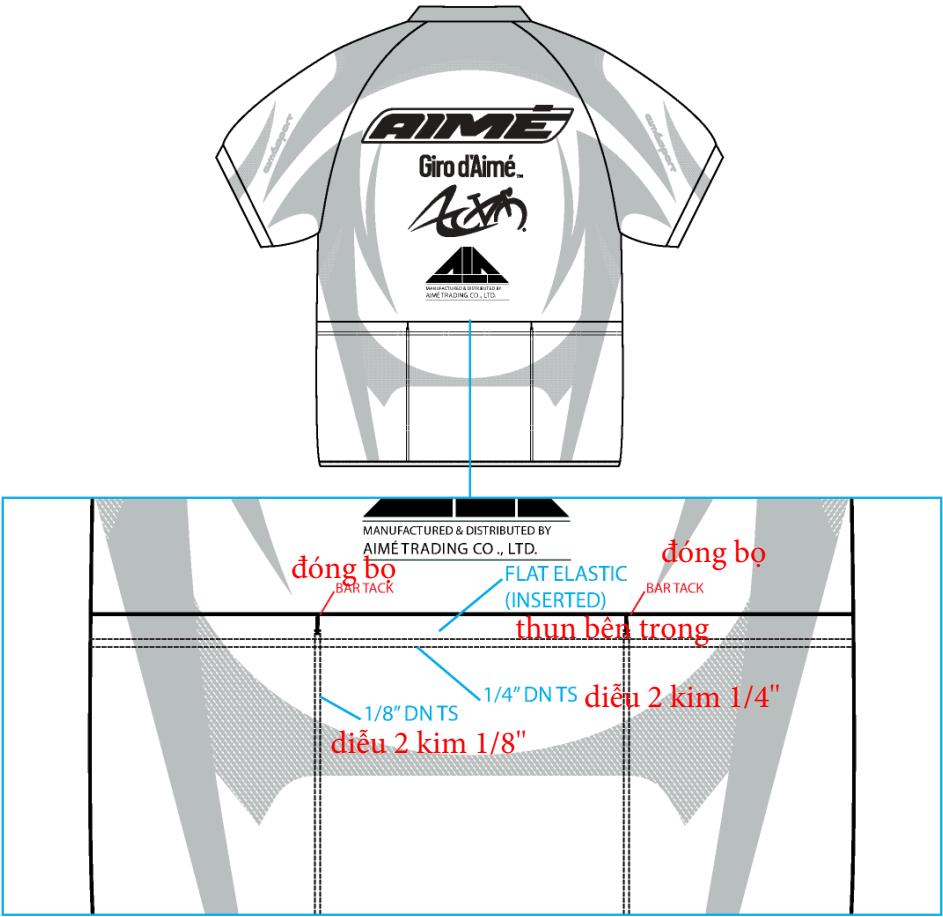


Comments (7)

- A1 CLEAN SEAM FINISH @ NECK
- A2 CLEAN SEAM FINISH @ ARMHOLE
- A3 CLEAN SEAM FINISH @ SLEEVE CUFFS
- A4 CLEAN SEAM FINISH @ SIDE SEAM
- A5 EDGE STITCHING @ BINDING
- A6 CLEAN SEAM FINISH @ ARMHOLE
- A7 SEE FOLLOWING PAGES FOR STITCH DETAILS

4_Stitching Details-1

BACK POCKET STITCHING DETAILS



Back Pocket Stitching-1

Measured Size: M

POINT OF MEASURE	HOW TO MEASURE	CRITICAL	TYPE	TOLERANCE	EXPECTED	1ST FIT - RCVD	VARIANCE	ADJUST BY +/-	REVISED SPEC	MEASUREMENT NOTES
Front Body Length	HPS to bottom edge	true	Full	1/4 in	26 1/4 in	26 1/4 in	0 in	0 in	26 1/4 in	
Back Body Length	CB neck seam to bottom edge	true	Full	1/4 in	25 1/2 in	25 1/2 in	0 in	0 in	25 1/2 in	
Front Neck Drop	HPS to neck seam	false	Full	1/8 in	3 in	0 in	0 in	0 in	3 in	
Back Neck Drop	HPS to neck seam	false	Full	1/8 in	3/4 in	3/4 in	0 in	0 in	3/4 in	
Back Neck Width	Seam to seam at back neck, at HPS point	false	Full	1/4 in	7 in	7 in	0 in	0 in	7 in	
Raglan Shoulder Slope	9 1/2" out from CB, at HPS line	false	Full	1/8 in	2 in	1 3/4 in	-1/4 in	-1/4 in	1 3/4 in	Keep As Sample
Front Raglan Seam Placement at Neck	HPS to raglan seam along the neckline	false	Full	1/8 in	2 3/8 in	2 1/4 in	-1/8 in	0 in	2 3/8 in	
Back Raglan Seam Placement at Neck	HPS to raglan seam along neckline	false	Full	1/8 in	1 1/2 in	1 1/2 in	0 in	0 in	1 1/2 in	
CF Zipper Opening Length	From neck to bottom edge	false	Full	1/4 in	7 1/2 in	7 3/4 in	1/4 in	0 in	7 1/2 in	
Zipper Garage Height		true	Full	1/8 in	1/2 in	1/2 in	0 in	0 in	1/2 in	
Neck Trim Height @ CB	Neck Seam to trim edge (before folded)	false	Full	1/8 in	1 1/4 in	1 1/8 in	-1/8 in	0 in	1 1/4 in	
Across Front	7" dwn from HPS, Seam to seam	false	Half	1/4 in	13 in	13 1/2 in	1/2 in	1/2 in	13 1/2 in	Keep As Sample
Across Back	7" dwn from HPS, Seam to Seam	false	Half	1/4 in	14 in	14 in	0 in	0 in	14 in	
Chest Width	1" Below armhole- edge to edge	true	Half	1/4 in	21 1/2 in	21 in	-1/2 in	-1/2 in	21 in	Keep As Sample
Bottom Opening Width- At Edge	At bottom edge	true	Half	1/4 in	17 in	17 1/2 in	1/2 in	1/2 in	17 1/2 in	Keep As Sample
Bottom Hem Height	Bottom edge to stitch line or trim seam	false	Full	1/8 in	3/8 in	1/2 in	1/8 in	0 in	3/8 in	
Sleeve Length from CB Neck	3-point measure from CB Neck to shoulder point to sleeve edge	true	Full	1/2 in	18 in	17 3/4 in	-1/4 in	0 in	18 in	
Armhole Drop	Below HPS - measure perpendicular	false	Full	1/4 in	11 in	11 1/4 in	1/4 in	0 in	11 in	
Bicep Width	1" below armhole- edge to edge	false	Half	1/4 in	7 3/4 in	8 in	1/4 in	0 in	7 3/4 in	
Sleeve Opening Width- At Edge	At edge	false	Half	1/4 in	6 in	6 1/8 in	1/8 in	-1/4 in	5 3/4 in	Reduce
Armhole Hem Height		false	Full	1/8 in	1 in	1 in	0 in	0 in	1 in	
Pocket Binding Height		true	Full	1/8 in	3/8 in	1/2 in	1/8 in	0 in	3/8 in	
Pocket Width	edge to edge	false	Full	1/4 in	15 1/4 in	18 1/4 in	3 in	3 in	18 1/4 in	Keep As Sample
Pocket Height	Edge to seam or edge	false	Full	1/8 in	7 in	7 in	0 in	0 in	7 in	
WL Artwork Placement from HPS to Top Edge		true	Full	1/8 in	5 1/4 in	5 1/4 in	0 in	0 in	5 1/4 in	
WL Artwork Placement Out from CF Line		false	Full	1/8 in	1 1/8 in	1 1/8 in	0 in	0 in	1 1/8 in	
WR Chest Artwork Placement from HPS		true	Full	1/8 in	6 1/4 in	6 in	-1/4 in	-1/4 in	6 in	Keep As Sample
WR Chest Artwork Placement from CF Line		false	Full	1/8 in	1 1/8 in	1 1/8 in	0 in	0 in	1 1/8 in	
CF Artwork Top edge of artwork aligns with top edge of zipper garag		false	Full	1/8 in	0 in	0 in	0 in	0 in	0 in	
CB Artwork Placement below CB Neck Seam	From CB Neck Seam to Top Edge of Artwork	false	Full	1/8 in	5 in	5 in	0 in	0 in	5 in	
WL Collar Artwork Placement from CF		true	Full	1/8 in	1 1/4 in	1 3/8 in	1/8 in	0 in	1 1/4 in	
WL Collar Artwork Centered on Collarband		true	Full	1/8 in	0 in	0 in	0 in	0 in	0 in	
CB Collar Artwork Centered		true	Full	1/8 in	0 in	0 in	0 in	0 in	0 in	Remove

1st Fit - Anastasiya Zolotova

CREATED ON NOV 20, 2024 11:37 PM
1ST FIT: SIZE:M, CREATED AT: 11-18-2024

SS25CT051 Cycling Jersey
FITTING DATE: 11/19/24
MODEL/ATTENDEES: Jessica,Anthony, Cal,Wes,Megan,Jeni,Anastasiya
STATUS: PPS Approved to TOP

Fit Comments:

- 1. Keep raglan shoulder slope as sample at 1 3/4".
- 2. Keep across front as sample at 13 1/2".
- 3. Keep chest as sample at 21".
- 4. Keep bottom opening as sample at 17 1/2".
- 5. Reduce sleeve opening to 5 7/8".
- 6. Pocket width came in 18 1/4", keep as sample.
- 7. Keep WR chest artwork placement from HPS as sample.
- 8. Remove artwork at CB collar.

- 1. giữ xuôi vai raglan như mẫu 1 3/4"
- 2. giữ ngang thân trước như mẫu 13 1/2"
- 3. giữ rộng ngực như mẫu 21"
- 4. giữ rộng lai như mẫu 17 1/2"
- 5. giảm lai tay 5 7/8"
- 6. rộng túi 18 1/4", giữ như mẫu
- 7. giữ định vị hình in ngực phải từ đỉnh vai như mẫu
- 8. bỏ hình in tại giữa cổ sau



Screen Shot 2024-11-19 at 5.35.40 PM.jpg