

Unisphere Sweatpant

Name	Unisphere Sweatpant
Style No.	NOSCP001
Division	Mens
Category	Sweatpants
Season	Spring/Summer
Year	2025
Size Scale	<div>M</div> -Sample size <div><div>XS</div><div>S</div><div>M</div><div>L</div><div>XL</div><div>XXL</div></div>
Style Status	Adopted
Factory	UN-AVAILABLE
Designer Name	Lonz
TD Name	Anastasiya
Created by/Author	9/27/2024 Anastasiya Zolotova anastasiya.zolotova@aimeleondore.com




1\_B&W-1



BOTANICAL GARDEN

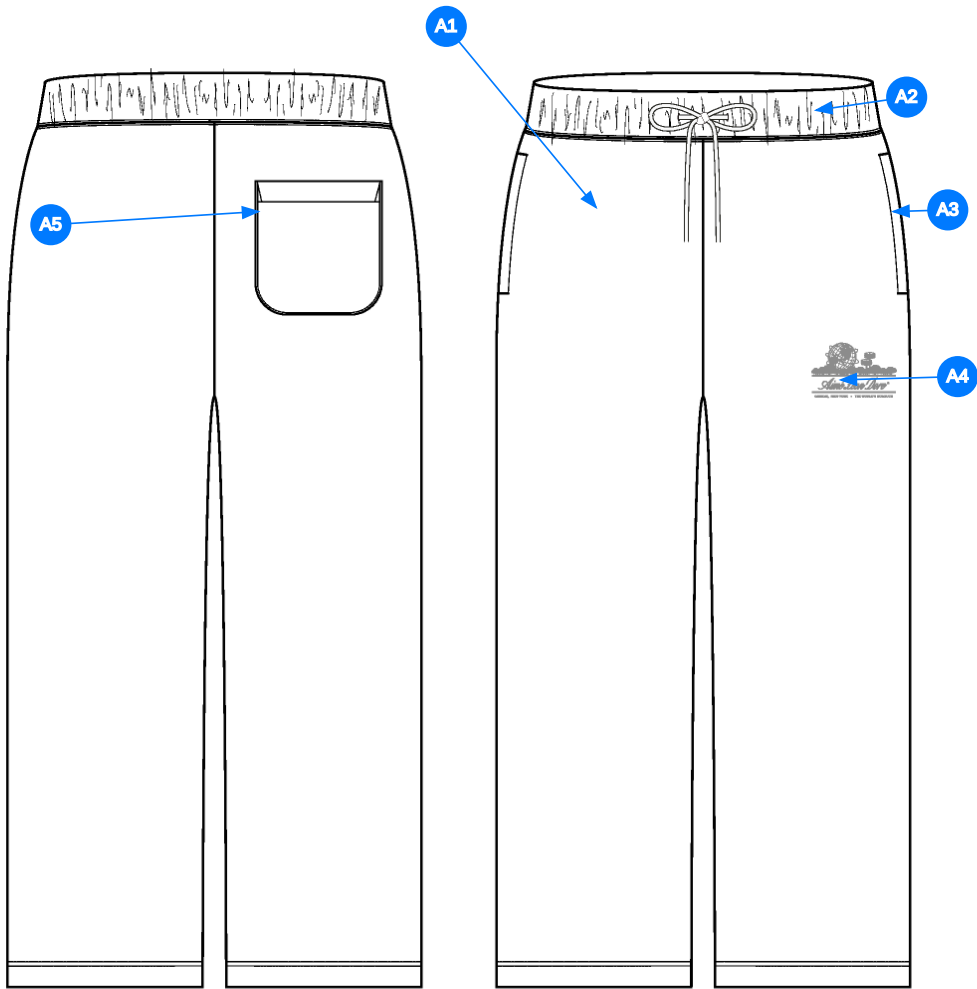


NAVY BLAZER



PRISTINE

2\_CLR-1



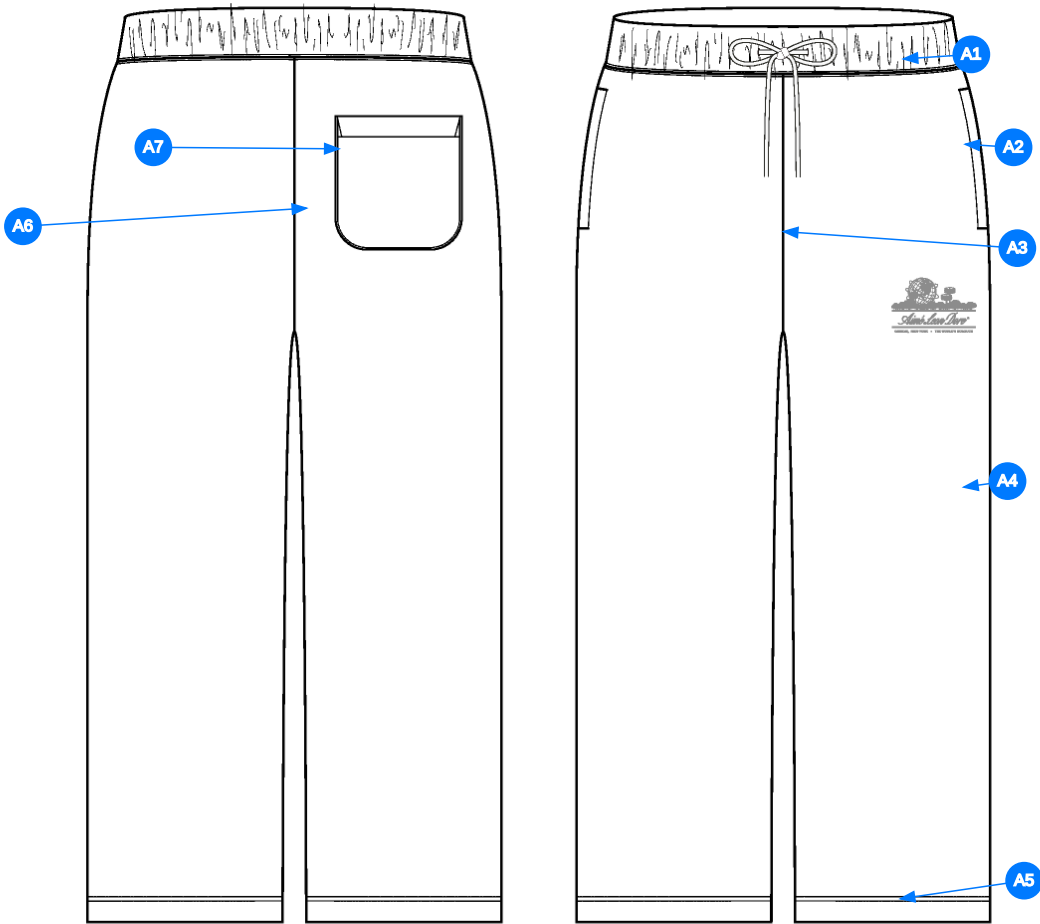
Comments (5)

- A1 FIT: FW24CP001 MELANGE UNIFORM SWEATPANT
- A2 PIECED ON RIB WAISTBAND W/ DRAWCORDS - COTTON  
FLAT BRAIDED DRAWCORDS - DRAWCORD FINISHED W/  
TURNBACK - THREAD EYELETS
- A3 ON SEAM POCKETS @ SIDE SEAM - USE COTTON  
JERSEY FOR POCKETBAGS
- A4 ARTWORK @ WL LEG - SEE SEPARATE FILE FOR  
ARTWORK DETAILS
- A5 SELF FABRIC PATCH POCKETS

3\_Construction Details-1

Comments (7)

- A1 STRADDLE STITCH @ WAISTBAND
- A2 SN EDGE STITCH @ ON SEAM POCKET - BAR TACKS @ TOP & BOTTOM EDGES
- A3 CLEAN SEAM FINISH @ FRONT RISE
- A4 CLEAN SEAM FINISH @ SIDE SEAM
- A5 1/4" DN TS @ BOTTOM HEM
- A6 CLEAN SEAM FINISH @ BACK RISE
- A7 EDGE STITCH @ PATCH POCKETS



4\_Stitching Details-1

Measured Size: M

POINT OF MEASURE	HOW TO MEASURE	CRITICAL	TYPE	TOLERANCE	EXPECTED	1ST FIT - RCVD	VARIANCE	ADJUST BY +/-	REVISED SPEC	MEASUREMENT NOTES
Waistband Height	Waist seam to top edge	false	Full	1/8 in	2 in	2 in	0 in	0 in	2 in	
Waist Width Relaxed	Straight at top edge- garment relaxed	true	Half	1/2 in	15 3/8 in	15 1/2 in	1/8 in	0 in	15 3/8 in	
Waist Width Extended	Straight, with waist or elastic stretched	true	Half	1/2 in	21 in	21 in	0 in	0 in	21 in	
Distance Between Drawcord Exit		false	Full	1/8 in	1 1/2 in	1 3/8 in	-1/8 in	0 in	1 1/2 in	
Exposed Drawcord Length		false	Full	1/2 in	10 in	7 in	-3 in	0 in	10 in	Back to Spec
Front Rise	Crotch seam to waistband top edge	true	Half	3/8 in	13 1/4 in	13 1/4 in	0 in	0 in	13 1/4 in	
Back Rise	Crotch seam to waistband top edge	true	Half	3/8 in	16 1/2 in	0 in	0 in	0 in	16 1/2 in	
Low Hip Position Below Waistband Top Edge		true	Full	0 in	8 in	8 in	0 in	0 in	8 in	
Low Hip Width	3-pt measurement taken 8" down from waistband top edge	true	Half	1/2 in	21 1/2 in	22 in	1/2 in	0 in	21 1/2 in	
Thigh Width	1" below crotch point	false	Half	3/8 in	13 1/4 in	13 1/4 in	0 in	0 in	13 1/4 in	
Knee Width	12" down from the crotch point	false	Half	3/8 in	11 1/2 in	11 1/4 in	-1/4 in	0 in	11 1/2 in	
Calf Width	Measured 18" down from Crotch point	false	Half	1/4 in	10 3/4 in	10 1/4 in	-1/2 in	0 in	10 3/4 in	Back to Spec
Leg Opening width at edge		false	Half	1/4 in	10 in	9 3/4 in	-1/4 in	0 in	10 in	
Inseam Length	Crotch point to leg opening, along seam	true	Full	1/2 in	29 1/2 in	29 1/4 in	-1/4 in	1/2 in	30 in	Increase
Bottom Hem Height	Bottom edge to stitch line or trim seam	false	Full	1/8 in	1 in	1 in	0 in	0 in	1 in	
Front Pocket Stitching Height		false	Full	1/8 in	5/8 in	1/2 in	-1/8 in	0 in	5/8 in	
Front Pocket Placement Below Waistband	Waistband seam to top of pocket	false	Full	1/4 in	3/4 in	3/4 in	0 in	0 in	3/4 in	
Front Pocket Opening Length	Along opening edge	false	Full	1/4 in	6 1/4 in	6 1/4 in	0 in	0 in	6 1/4 in	
Pocket Bag Height	Top edge to bottom edge of pocket bag inside	false	Full	1/8 in	11 1/2 in	11 in	-1/2 in	0 in	11 1/2 in	Back to Spec
Pocket Bag Width		false	Full	1/8 in	7 in	7 in	0 in	0 in	7 in	
WR Back Pocket Placement Below Waistband Seam	Waistband seam to top of pocket	false	Full	1/4 in	2 1/4 in	2 1/8 in	-1/8 in	0 in	2 1/4 in	
WR Back Pocket Placement from CB Rise	Inside edge of pocket to CB rise seam	false	Full	1/4 in	2 1/4 in	2 1/4 in	0 in	0 in	2 1/4 in	
WR Back Pocket Hem Height	Edge to stitch line	false	Full	1/8 in	3/4 in	3/4 in	0 in	0 in	3/4 in	
WR Back Pocket Width	Width of pocket at widest	false	Full	1/4 in	5 3/4 in	5 7/8 in	1/8 in	0 in	5 3/4 in	
WR Back Pocket Height	Top edge to bottom edge	false	Full	1/4 in	6 1/4 in	6 1/8 in	-1/8 in	0 in	6 1/4 in	
WL Front Artwork Placement Below Pocket Edge		true	Full	1/8 in	3/4 in	7/8 in	1/8 in	-1/8 in	5/8 in	Follow Revised
WL Front Artwork Forward From Outseam		true	Full	1/8 in	2 1/4 in	2 3/8 in	1/8 in	-1/8 in	2 1/8 in	Follow Revised

1st Fit - Anastasiya Zolotova

CREATED ON SEP 27, 2024 8:14 PM  
1ST FIT: SIZE:M, CREATED AT: 09-23-2024

NOSCP001 Unisphere Sweatpant  
**FITTING DATE:** 9/24/24  
**MODEL/ATTENDEES:** Anthony, Jessica, Lonz, Wes, Megan, Jeni, Anastasiya  
**STATUS:** 1st Fit Approved to PPS

- Trims:**
- Substitute main label
  - Substitute Elastic
  - Substitute Drawcord
  - Artwork Color Sub (pending strike off approval)

- Fit Comments:**
- 1. Exposed drawcord length came in -3", go back to spec.
  - 2. Calf width came in -1/2", go back to spec.
  - 3. Increase inseam to 30".
  - 4. Pocket bag came in -1/2", go back to spec.
  - 5. Follow revised artwork placement 5/8" below pocket edge
  - 6. Follow revised artwork placement 2 1/8" from outseam

- Construction/Workmanship:**
- 1. Change front pocket construction to edge stitch.
  - 2. Back pocket seam allowance is too visible. Please trim interior seam allowance. See image.

- cấu trúc:**
- 1. thay đổi cấu túi thành điều mép
  - 2. đường vắt sổ túi sau quá lộ, vui lòng cải thiện đường vắt sổ bên trong, xem hình bên dưới.

- Fit comment:**
- 1. dài dây luồn dư ra khỏi mắc cáo -3", điều chỉnh thông số trong dung sai
  - 2. rộng bắp chân -1/2", điều chỉnh thông số trong dung sai
  - 3. tăng sườn trong 30"
  - 4. lót túi -1/2", điều chỉnh thông số trong dung sai
  - 5. thay đổi vị trí hình in dưới mép túi 5/8"
  - 6. thay đổi vị trí hình in từ sườn ngoài 2 1/8"



Screen Shot 2024-09-27 at 4.06.54 PM.jpg





Screen Shot 2024-09-27 at 5.20.18 PM.jpg

<b>NOSCP001</b>												
<b>Measured Size: M</b>												
POINT OF MEASURE		HOW TO MEASURE		CRITICAL	TYPE	TOLERANCE	EXPECTED	1ST FIT - RCV	VARIANCE	ADJUST BY +/-	REVISED SPEC	NOTE MEASUREMENT
Waistband Height	TO BÀN LƯNG	Waist seam to top edge	TỪ ĐƯỜNG TRƯA LƯNG TỚI MÉP TRÊN LƯNG	false	Full	1/8 in	2 in	2 in	0 in	0 in	2 in	
Waist Width Relaxed	RỘNG LƯNG ĐO ẾM	Straight at top edge-garment relaxed	ĐO THẲNG TẠI MÉP TRÊN - ĐO ẾM	true	Half	1/2 in	15 3/8 in	15 1/2 in	1/8 in	0 in	15 3/8 in	
Waist Width Extended	RỘNG LƯNG ĐO CĂNG	Straight, with waist or elastic stretched	ĐO THẲNG- ĐO CĂNG	true	Half	1/2 in	21 in	21 in	0 in	0 in	21 in	
Distance Between Drawcord Exit	KHOẢNG CÁCH GIỮA 2 MẮT CÁRIO			false	Full	1/8 in	1 1/2 in	1 3/8 in	-1/8 in	0 in	1 1/2 in	
Exposed Drawcord Length	DÀI DÂY LUỒN LỘ RA			false	Full	1/2 in	10 in	7 in	-3 in	0 in	10 in	Back to Spec ĐIỀU CHỈNH THÔNG SỐ TRONG DUNG SAI
Front Rise	ĐÁY TRƯỚC	Crotch seam to waistband top edge	TỪ ĐƯỜNG MAY ĐÁY TỚI MÉP LƯNG TRÊN	true	Half	3/8 in	13 1/4 in	13 1/4 in	0 in	0 in	13 1/4 in	
Back Rise	ĐÁY SAU	Crotch seam to waistband top edge	TỪ ĐƯỜNG MAY ĐÁY TỚI MÉP LƯNG TRÊN	true	Half	3/8 in	16 1/2 in	0 in	0 in	0 in	16 1/2 in	
Low Hip Position Below Waistband Top Edge	VỊ TRÍ HÔNG DƯỚI MÉP LƯNG TRÊN			true	Full	0 in	8 in	8 in	0 in	0 in	8 in	
Low Hip Width	RỘNG HÔNG	3-pt measurement taken 8" down from waistband top edge	ĐO 3 ĐIỂM - 8" DƯỚI MÉP LƯNG TRÊN	true	Half	1/2 in	21 1/2 in	22 in	1/2 in	0 in	21 1/2 in	
Thigh Width	RỘNG ĐÙI	1" below crotch point	1" DƯỚI ĐÁY	false	Half	3/8 in	13 1/4 in	13 1/4 in	0 in	0 in	13 1/4 in	
Knee Width	RỘNG ÓNG QUẦN	12" down from the crotch point	12" DƯỚI ĐÁY	false	Half	3/8 in	11 1/2 in	11 1/4 in	-1/4 in	0 in	11 1/2 in	
Calf Width	RỘNG BẮP CHÂN	Measured 18" down from Crotch point	18" DƯỚI ĐÁY	false	Half	1/4 in	10 3/4 in	10 1/4 in	-1/2 in	0 in	10 3/4 in	Back to Spec ĐIỀU CHỈNH THÔNG SỐ TRONG DUNG SAI
Leg Opening width at edge	CỬA QUẦN TẠI MÉP			false	Half	1/4 in	10 in	9 3/4 in	-1/4 in	0 in	10 in	
Inseam Length	DÀI SƯỜN TRONG	Crotch point to leg opening, along seam	TỪ ĐÁY TỚI CỬA QUẦN	true	Full	1/2 in	29 1/2 in	29 1/4 in	-1/4 in	1/2 in	30 in	Increase TĂNG
Bottom Hem Height	TO BÀN LẠI	Bottom edge to stitch line or trim seam	TỪ MÉP TỚI ĐƯỜNG ĐIỀU	false	Full	1/8 in	1 in	1 in	0 in	0 in	1 in	
Front Pocket Stitching Height	CAO ĐIỀU TÚI			false	Full	1/8 in	5/8 in	1/2 in	-1/8 in	0 in	5/8 in	
Front Pocket Placement Below Waistband	VỊ TRÍ TÚI TRƯỚC DƯỚI LƯNG	Waistband seam to top of pocket	TỪ ĐƯỜNG MAY LƯNG TỚI ĐỈNH MÉP TÚI	false	Full	1/4 in	3/4 in	3/4 in	0 in	0 in	3/4 in	
Front Pocket Opening Length	DÀI MIỆNG TÚI	Along opening edge	ĐỌC MÉP TÚI	false	Full	1/4 in	6 1/4 in	6 1/4 in	0 in	0 in	6 1/4 in	

Pocket Bag Height	CAO BAO TÚI	Top edge to bottom edge of pocket bag inside	TỐI MIỆNG TÚI TỚI MÉP BAO TÚI BÊN TRONG	false	Full	1/8 in	11 1/2 in	11 in	-1/2 in	0 in	11 1/2 in	Back to Spec ĐIỀU CHỈNH THÔNG SỐ TRONG DUNG SAI
Pocket Bag Width	RỘNG BAO TÚI			false	Full	1/8 in	7 in	7 in	0 in	0 in	7 in	
WR Back Pocket Placement Below Waistband Seam	VỊ TRÍ TÚI SAU DƯỚI PHẢI ĐƯỜNG MAY LUNG	Waistband seam to top of pocket	TỪ ĐƯỜNG MAY LUNG TỚI ĐỈNH TÚI	false	Full	1/4 in	2 1/4 in	2 1/8 in	-1/8 in	0 in	2 1/4 in	
WR Back Pocket Placement from CB Rise	VỊ TRÍ TÚI SAU PHẢI TỪ GIỮA ĐÁY SAU	Inside edge of pocket to CB rise seam	MÉP TRONG CỦA TÚI TỚI ĐƯỜNG MAY ĐÁY GIỮA SAU	false	Full	1/4 in	2 1/4 in	2 1/4 in	0 in	0 in	2 1/4 in	
WR Back Pocket Hem Height	CAO MIỆNG TÚI THÂN SAU	Edge to stitch line	TỪ MÉP TỚI ĐƯỜNG ĐIỀU	false	Full	1/8 in	3/4 in	3/4 in	0 in	0 in	3/4 in	
WR Back Pocket Width	RỘNG TÚI THÂN SAU	Width of pocket at widest	RỘNG TÚI TẠI ĐIỂM RỘNG NHẤT	false	Full	1/4 in	5 3/4 in	5 7/8 in	1/8 in	0 in	5 3/4 in	
WR Back Pocket Height	CAO TÚI THÂN SAU	Top edge to bottom edge	TỪ MÉP TRÊN TỚI MÉP DƯỚI	false	Full	1/4 in	6 1/4 in	6 1/8 in	-1/8 in	0 in	6 1/4 in	
WL Front Artwork Placement Below Pocket Edge	VỊ TRÍ HÌNH IN QUẦN TRÁI DƯỚI MÉP TÚI			true	Full	1/8 in	3/4 in	7/8 in	1/8 in	-1/8 in	5/8 in	Follow Revised THÔNG SỐ MỚI
WL Front Artwork Forward From Outseam	VỊ TRÍ HÌNH IN QUẦN TRÁI TỪ SƯỜN NGOÀI VÀO			true	Full	1/8 in	2 1/4 in	2 3/8 in	1/8 in	-1/8 in	2 1/8 in	Follow Revised THÔNG SỐ MỚI