



Motocross Jersey

Name	Motocross Jersey
Style No.	SS26CT018
Division	Mens
Category	Tees
Season	Spring/Summer
Year	2026
Size Scale	<div>M</div> -Sample size <div><div>XS</div><div>S</div><div>M</div><div>L</div><div>XL</div><div>XXL</div></div>
Style Status	Development
Factory	UN-AVAILABLE
Designer Name	Wes
TD Name	Anastasiya
Created by/Author	3/12/2025 Jeni Fitzgerald jeni.fitzgerald@aimeleondore.com



1_B&W-1



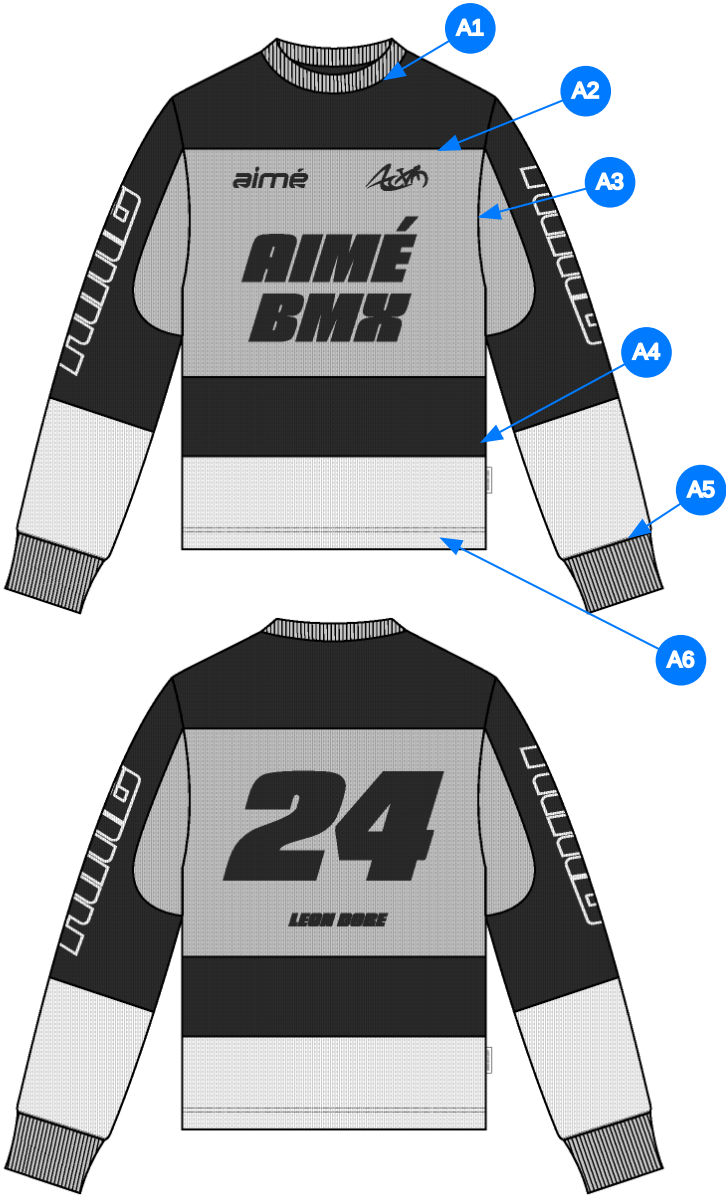
2_CLR-1



Comments (10)

- A1 FIT: LS MOTO JERSEY (SS25CT031)
- A2 1X1 COTTON RIB DOUBLED @ NECK
- A3 SET-IN PANEL @ BODY & SLEEVES IN SELF
- A4 ARTWORK @ WL CHEST - SEE ADDITIONAL FILE FOR ARTWORK DETAILS
- A5 ARTWORK @ WR CHEST - SEE ADDITIONAL FILE FOR ARTWORK DETAILS
- A6 ARTWORK @ CF
- A7 ARTWORK @ SLEEVE
- A8 ALD WOVEN LABEL @ SIDE SEAM
- A9 1X1 COTTON RIB DOUBLED @ SLEEVE CUFF
- A10 ARTWORK @ CB

3_Construction Details-1



Comments (6)

- A1 CLEAN SEAM @ NECK
- A2 CLEAN SEAM @ PANELS
- A3 CLEAN SEAM @ ARMHOLE
- A4 CLEAN SEAM @ SIDE SEAM
- A5 SN TS @ SLEEVE CUFF
- A6 1/4" DN TS @ BOTTOM HEM

4_Stitching Details-1

BODY REFERENCE

FOLLOW FOR PANELING SHAPE & MOCK NECK



5_Body Reference-1

Sample Size: M

POINT OF MEASURE	CODE	HOW TO MEASURE	CRITICAL	TYPE	TOLERANCE	M
Front Body Length	S&K001	HPS to bottom edge	true	Full	1/4 in	27 1/2 in
Back Body Length	S&K002	CB neck seam to bottom edge	true	Full	1/4 in	26 3/4 in
Shoulder Seam Forward	S&K007	HPS to seam	false	Full	1/8 in	1/2 in
Shoulder Slope	S&K008	Shoulder point perpendicular to HPS	false	Full	1/4 in	2 in
Front Neck Drop	S&K004	HPS to neck seam	false	Full	1/8 in	4 1/4 in
Back Neck Drop	WV005	FROM HPS LEVEL STRAIGHT DOWN TO CB NECK SEAM	true	Full	1/8 in	3/4 in
Back Neck Width	S&K006	Seam to seam at back neck, at HPS point	false	Full	1/4 in	7 1/4 in
Neck Trim Height	S&K254	Neck Seam to trim edge (before folded)	false	Full	1/8 in	1 1/4 in
Across Shoulder Width- Seam to seam	S&K259	Seam to Seam	false	Full	1/4 in	18 in
Across Front/Across Back Position from HPS	eos7YR		true	Full	0 in	7 in
Across Front	S&K010	Straight Down from HPS, Seam Center to Seam Center	false	Half	1/4 in	15 3/4 in
Across Back	S&K011	Straight Down from HPS, Seam Center to Seam Center	false	Half	1/4 in	16 1/4 in
Chest Width	S&K012	1" Below armhole- edge to edge	true	Half	1/4 in	21 1/2 in
Bottom Opening Width- At Edge	S&K013	At bottom edge	true	Half	1/4 in	21 in
Bottom Hem Height	S&K014	Bottom edge to stitch line or trim seam	false	Full	1/8 in	1 in
Sleeve Length from CB Neck	S&K032	3-point measure from CB Neck to shoulder point to sleeve edge	true	Full	1/2 in	34 in
Armhole Drop	S&K016	Below HPS - measure perpendicular	false	Full	1/4 in	11 1/2 in
Bicep Width	S&K017	1" below armhole- edge to edge	false	Half	1/4 in	8 3/4 in
Forearm Width	S&K345	9" up from sleeve cuff edge	false	Half	1/4 in	6 1/2 in
Sleeve Opening Width 1" Above Rib Knit Seam	S&K		true	Half	1/4 in	5 1/4 in
Sleeve Opening Width- At Edge	S&K073	At edge	false	Half	1/4 in	3 3/4 in
Cuff Height	S&K036	Cuff edge to seam	false	Full	1/8 in	2 in
Side Slit Height	S&K093	From bottom edge to top of slit	false	Full	1/8 in	1 3/8 in
Loop Label Placement at Sideseam	S&K023	Bottom edge to bottom of loop label, at the WL side seam	false	Full	1/8 in	7 in

Development Notes - Anastasiya Zolotova

CREATED ON MAR 10, 2025 1:06 AM

SS26CT018 Motocross Jersey

Date: 3/9/24







Status:Requesting 1st Proto

TD: Anastasiya

Fit: Please follow fit of SS25CT038 LS Mesh Tee w/below modifications:

-please follow design sketch for added seam lines

-increase neck trim height

COMPONENT		QTY	1.  PROTO
FABRIC			
1	WYU2308-4 CODE: WYU2308-4 UA COTTON MESH Placement: BODY, SLEEVES, INTERIOR CB NECK TAPE Supplier: UNAVAILABLE Width: 160CM Weight: 250GSM Country of Origin: VIETNAM		-  Coconut Milk Custom Code: 11-0608 TCX Price: 7.20
2	WYU2308-4 CODE: WYU2308-4 UA COTTON MESH Placement: CF CHEST PANEL, CB BODY PANEL, UNDERARM PANELS Supplier: UNAVAILABLE Width: 160CM Weight: 250GSM Country of Origin: VIETNAM		-  Mars Red Custom Code: 18-1655 TCX Price: 7.20
3	WYU2308-4 CODE: WYU2308-4 UA COTTON MESH Placement: SLEEVE PANELS, BOTTOM HEM PANEL Supplier: UNAVAILABLE Width: 160CM Weight: 250GSM Country of Origin: VIETNAM		-  Navy Peony Custom Code: 19-4029 TCX Price: 7.20
4	WYU1024-2 CODE: WYU1024-2 RIB Placement: NECK TRIM, CUFFS Notes: 1X1 RIB, DOUBLED Supplier: UNAVAILABLE		-  Mars Red Custom Code: 18-1655 TCX Price: 0.00
5	ARTWORK CODE: AS CORRESPONDING FILE Placement: WL CHEST Notes: FOLLOW ARTWORK FILE AND POM Supplier: Factory Sourced		- ARTWORK Price: 0.00
6	ARTWORK CODE: AS CORRESPONDING FILE Placement: WR CHEST Notes: FOLLOW ARTWORK FILE AND POM Supplier: Factory Sourced		- ARTWORK Price: 0.00
7	ARTWORK CODE: AS CORRESPONDING FILE Placement: CF CHEST Notes: FOLLOW ARTWORK FILE AND POM Supplier: Factory Sourced		- ARTWORK Price: 0.00
8	ARTWORK CODE: AS CORRESPONDING FILE Placement: CB BODY Notes: FOLLOW ARTWORK FILE AND POM Supplier: Factory Sourced		- ARTWORK Price: 0.00
9	ARTWORK CODE: AS CORRESPONDING FILE Placement: SLEEVES Notes: FOLLOW ARTWORK FILE AND POM Supplier: Factory Sourced		- ARTWORK Price: 0.00
LABEL AND TRIM PACKAGE			
10	ALD Woven Loop Label CODE: ALD-ML02 Placement: WL SIDE SEAM Notes: FOLLOW POM Supplier: Colonial	1	-  Parmesan Base / Gold Text Price: 0.00
11	ALD WOVEN TOP INSERT LABEL (SMALL) CODE: ALD-ML133 Placement: INTERIOR CENTER BACK NECK Supplier: Colonial Country of Origin: CHINA	1 M	- ALD WOVEN TOP INSERT LABEL (SMALL) SIZE VARIANTS: ALPHA Price: 175.00
Components 11			Total 175.00