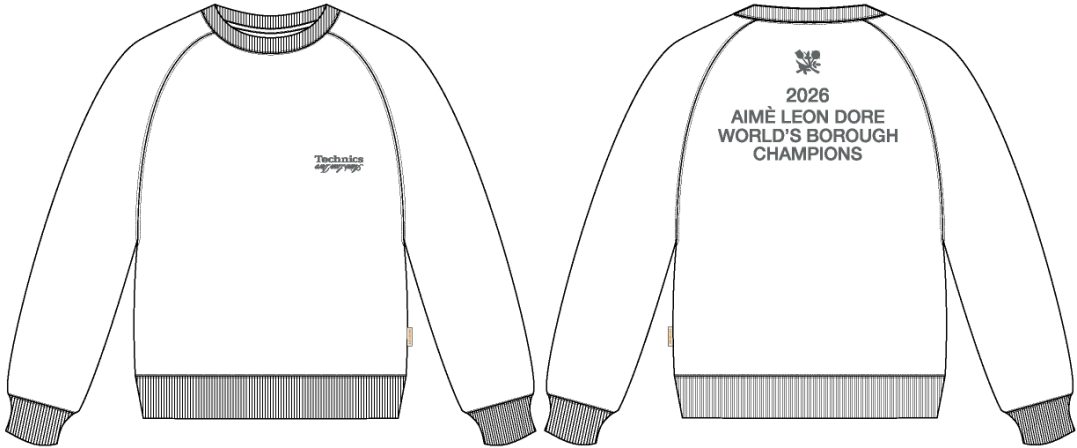


Technics Crewneck

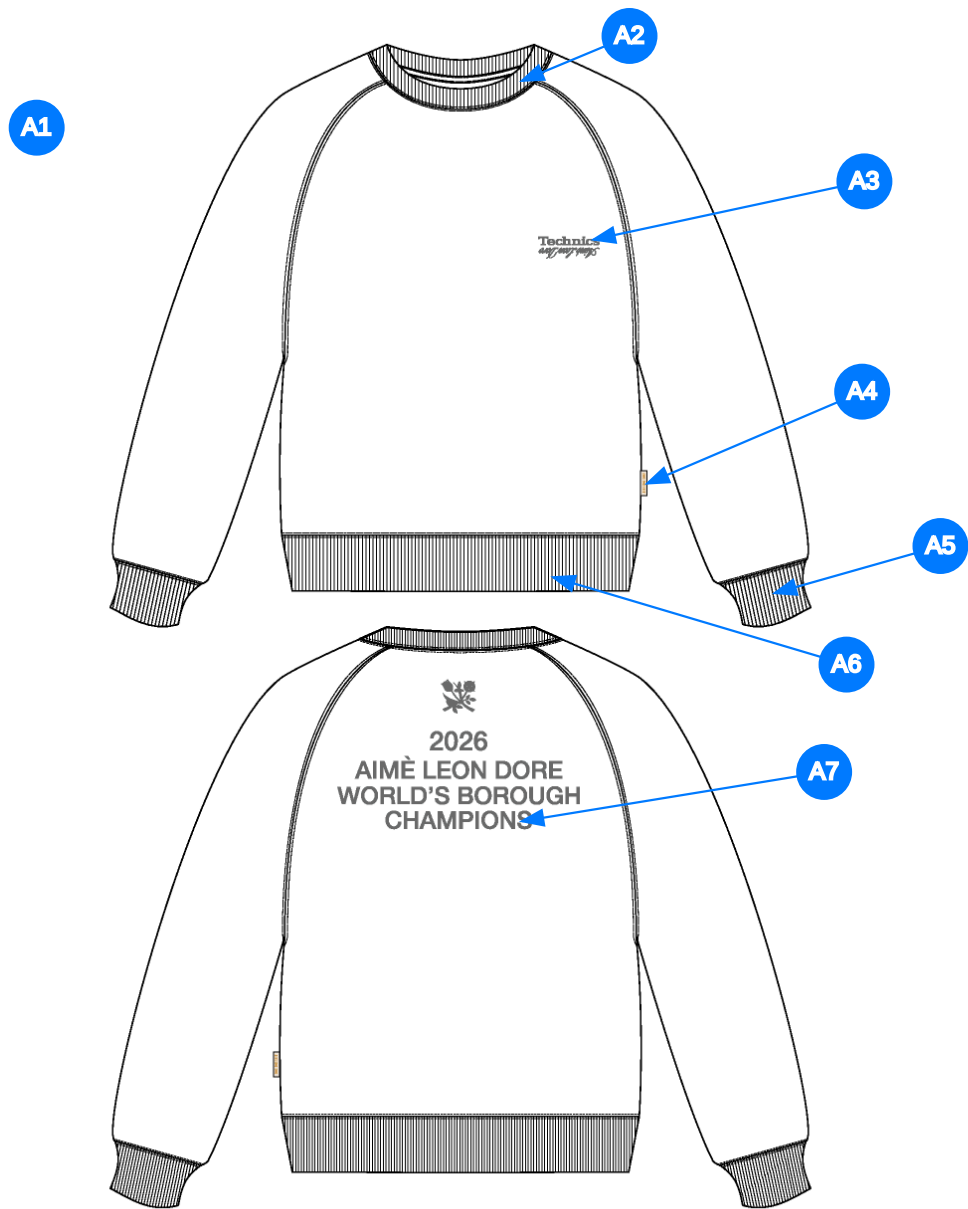
Name	Technics Crewneck
Style No.	SS26CS020
Division	Mens
Category	Sweatshirts
Season	Spring/Summer
Year	2026
Size Scale	<div>M</div> -Sample size <div><div>XS</div><div>S</div><div>M</div><div>L</div><div>XL</div><div>XXL</div></div>
Style Status	Adopted
Factory	UN-AVAILABLE
Designer Name	Wes
TD Name	Anastasiya
Created by/Author	9/9/2025 Anastasiya Zolotova anastasiya.zolotova@aimeleondore.com



1_B&W-1



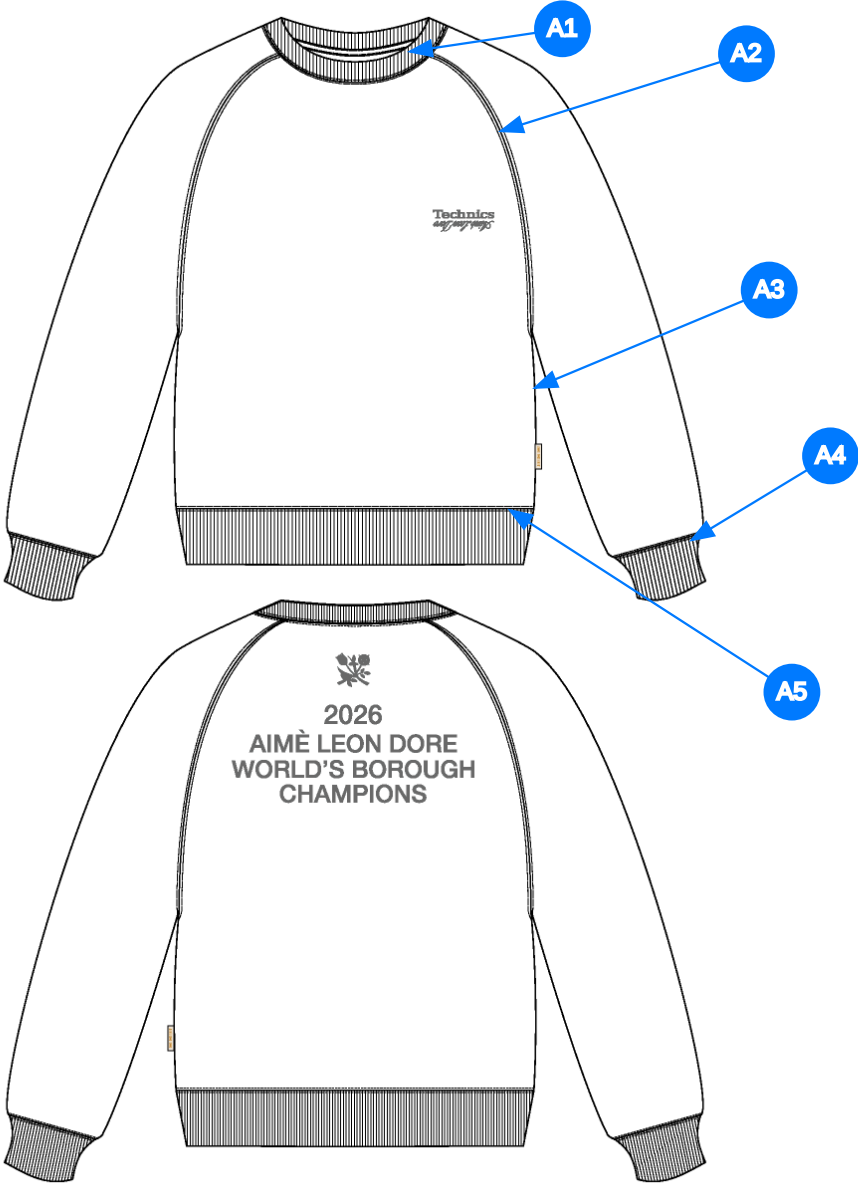
2_CLR-1



Comments (7)

- A1** FIT: CITY CN (FW25CS012)
- A2** 2X2 BOUND RIB @ COLLAR
- A3** ARTWORK @ WL CHEST - SEE ADDITIONAL FILE FOR ARTWORK DETAILS
- A4** ALD WOVEN LABEL @ SIDE SEAM
- A5** 2X2 RIB DOUBLED @ SLEEVE CUFFS
- A6** 2X2 RIB DOUBLED @ BOTTOM HEM
- A7** ARTWORK @ CB - SEE ADDITIONAL FILE FOR ARTWORK DETAILS

3_Construction Details-1



Comments (5)

- A1** 1/8" DNTS @ NECK
- A2** DOUBLE NEEDLE STRADDLE @ RAGLAN SEAM
- A3** CLEAN SEAM FINISH @ SIDE SEAM
- A4** DOUBLE NEEDLE STRADDLE @ SLEEVE CUFFS
- A5** DOUBLE NEEDLE STRADDLE @ HEM SEAM

4_Stitching Details-1

Sample Size: M

POINT OF MEASURE	HOW TO MEASURE	CRITICAL	TYPE	TOLERANCE	M
Front Body Length	HPS to bottom edge	true	Full	1/2 in	27 in
Back Body Length	CB neck seam to bottom edge	true	Full	1/2 in	25 3/4 in
Front Raglan Seam Placement at Neck	HPS to raglan seam straight down	false	Full	1/8 in	2 3/4 in
Back Raglan Seam Placement at Neck	HPS to raglan seam straight down	false	Full	1/8 in	1 3/4 in
Raglan Shoulder Slope	9 1/2" out from CB, at HPS line	false	Full	1/8 in	1 3/4 in
Front Neck Drop	HPS to neck seam	false	Full	1/8 in	4 in
Back Neck Drop	HPS to neck seam	false	Full	1/8 in	1 1/4 in
Back Neck Width	Seam to seam at back neck, at HPS point	false	Full	1/4 in	7 3/4 in
Neck Trim Height	Neck Seam to trim edge	false	Full	1/8 in	13/16 in
Minimum Neck Stretch		true	Half	0 in	11 1/2 in
Across Front/Across Back Position from HPS		true	Full	0 in	7 in
Across Front	Down from HPS, Seam to seam	false	Half	1/4 in	14 3/4 in
Across Back	Down from HPS, Seam to Seam	false	Half	1/4 in	14 3/4 in
Chest Width	1" Below armhole- edge to edge	true	Half	1/4 in	24 in
Bottom Opening 2" Above Rib Knit Seam	Straight, Extended (Pattern Measurement)	true	Half	1/4 in	21 3/4 in
Bottom Opening Width- Along Seam Relaxed		true	Half	1/2 in	20 1/4 in
Bottom Opening Width- At Edge	At bottom edge	true	Half	1/4 in	17 in
Bottom Hem Height	Bottom edge to stitch line or trim seam	false	Full	1/8 in	2 3/4 in
Sleeve Length from CB Neck	3-point measure from CB Neck to shoulder point to sleeve edge	true	Full	1/2 in	35 in
Armhole Drop	Below HPS - measure perpendicular	false	Full	1/4 in	12 1/2 in
Bicep Width	1" below armhole- edge to edge	false	Half	1/8 in	9 1/2 in
Forearm Width	9" up from sleeve cuff edge	false	Half	1/8 in	7 1/4 in
Sleeve Opening Width 1" Above Rib Knit Seam	Straight, Extended (Pattern Measurement)	false	Half	1/8 in	5 3/8 in
Sleeve Opening Width- At Seam	Width at Seam	false	Half	1/4 in	4 3/4 in
Sleeve Opening Width- At Edge	At edge	false	Half	1/8 in	3 3/4 in
Sleeve Cuff Height	Cuff edge to seam	false	Full	1/8 in	2 3/4 in
WL Chest Artwork Placement from HPS to Top Edge		true	Full	1/8 in	7 1/2 in
WL Chest Artwork Placement Out from CF Line		false	Full	1/8 in	1 7/8 in
CB Artwork Placement below CB Neck Seam	From CB Neck Seam to Top Edge of Artwork	false	Full	1/8 in	2 1/4 in
Loop Label Placement at Sideseam	Bottom edge to bottom of loop label, at the WL side seam	false	Full	1/8 in	7 in

Development Notes - Anastasiya Zolotova

CREATED ON JAN 10, 2025 9:58 PM

SS26CS020 Technics Crewneck
Date: 9/9/25
Status: Direct to PPS
TD: Anastasiya

Fit: Please follow fit of FW25CS012 City Crewneck
-Change to bound neck
-Please ensure to finish bound neck seam internally - see image.

KIỂM TRA LẠI BẢNG THÔNG SỐ VỚI FIT FW25 MÃ C0012-CRW066

Vui lòng cho biết liệu cách hoàn thiện bo cổ áo dưới đây có khả thi không, yêu cầu đường viền chỉ được hoàn thiện ở mặt trong



Screen Shot 2025-09-09 at 11.48.07 AM.jpg