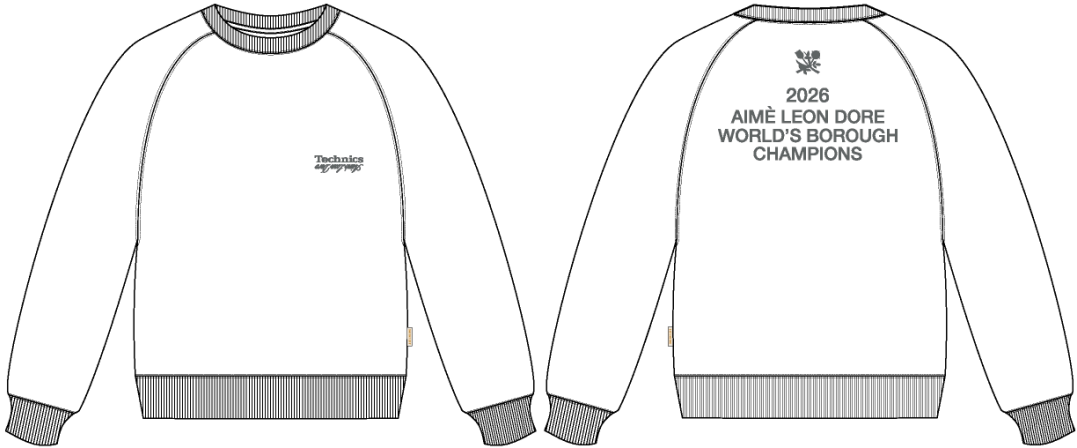


Name	Technics Crewneck
Style No.	SS26CS020
Division	Mens
Category	Sweatshirts
Season	Spring/Summer
Year	2026
Size Scale	<div>M</div> -Sample size
	<div>XS</div> <div>S</div> <div>M</div> <div>L</div> <div>XL</div> <div>XXL</div>
Style Status	Adopted
Factory	UN-AVAILABLE
Designer Name	Wes
TD Name	Anastasiya
Created by/Author	10/10/2025 Anastasiya Zolotova anastasiya.zolotova@aimeleondore.com

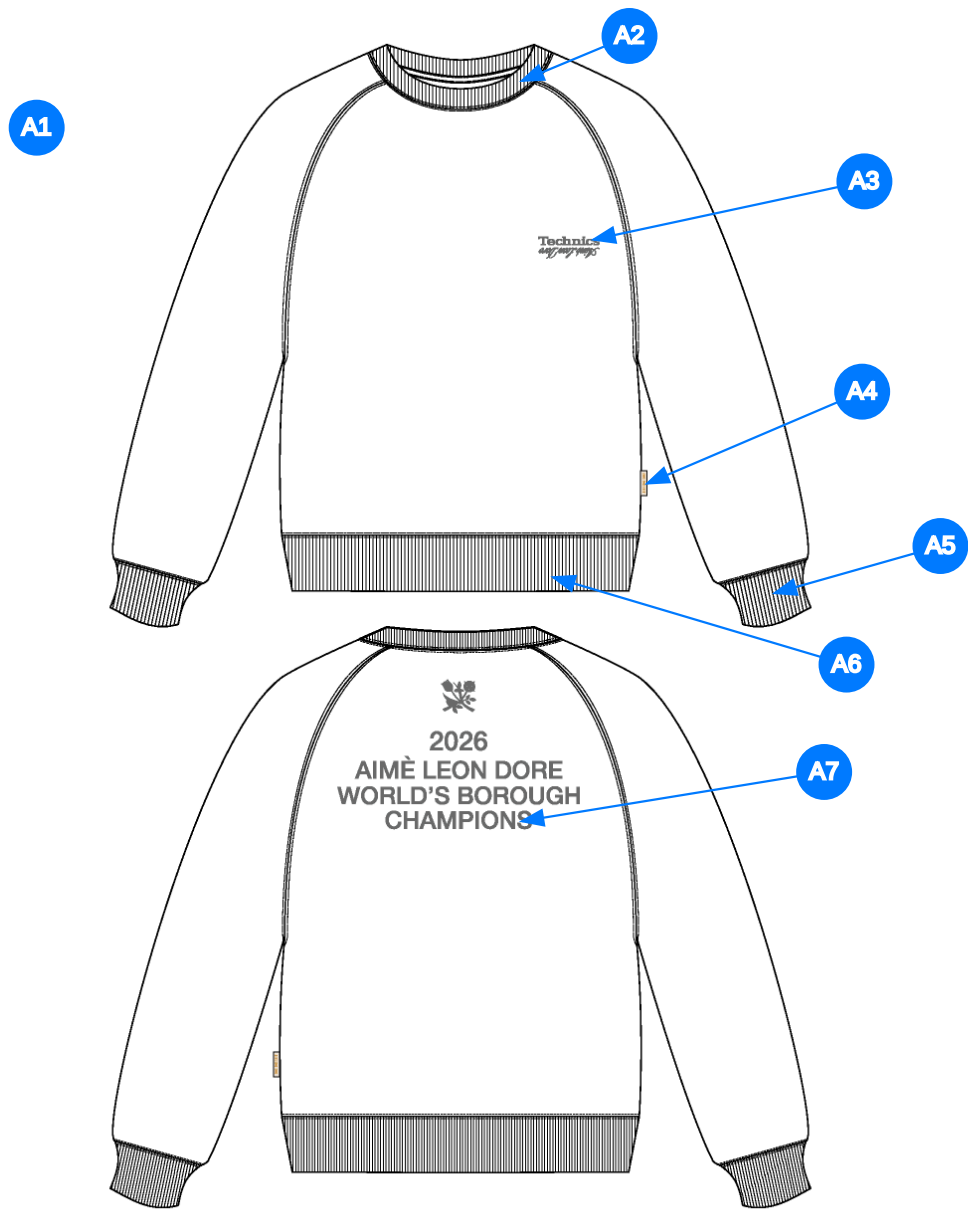
Technics Crewneck



1\_B&W-1



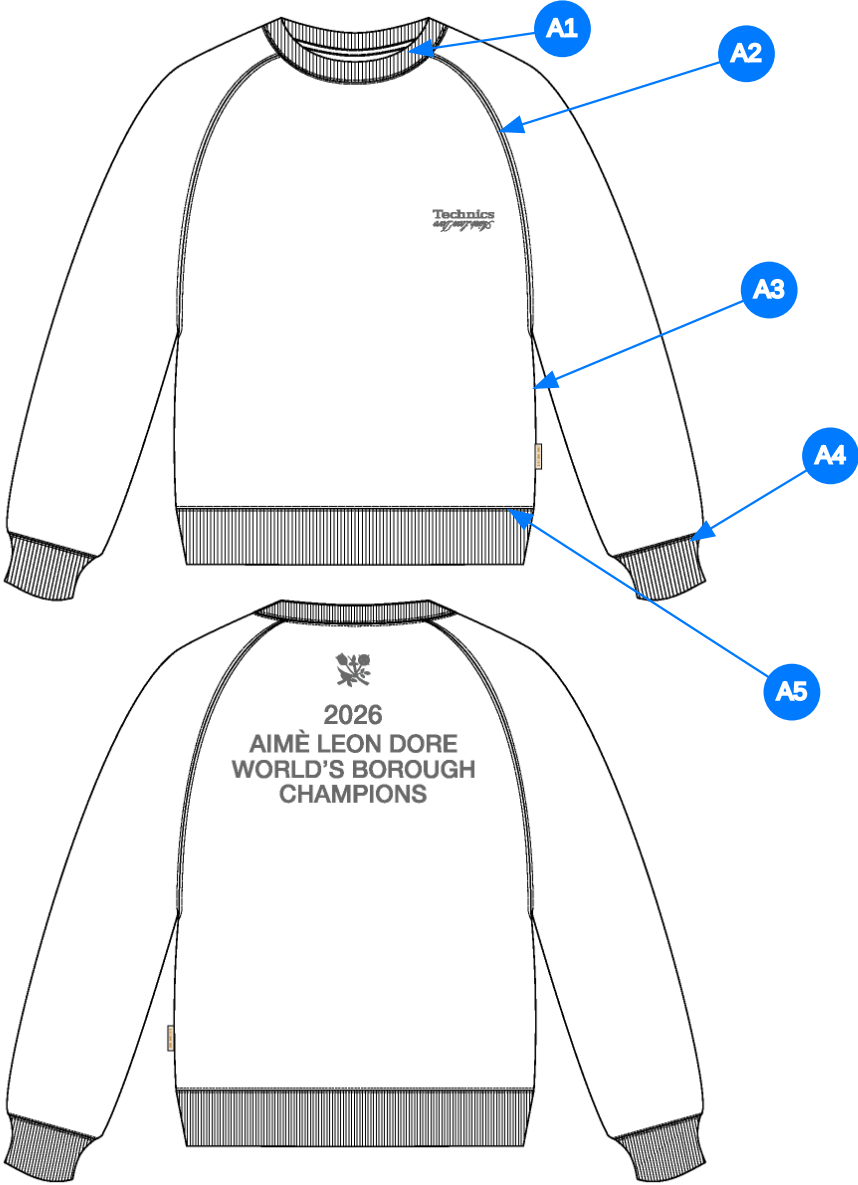
2\_CLR-1



Comments (7)

- A1** FIT: CITY CN (FW25CS012)
- A2** 2X2 BOUND RIB @ COLLAR
- A3** ARTWORK @ WL CHEST - SEE ADDITIONAL FILE FOR ARTWORK DETAILS
- A4** ALD WOVEN LABEL @ SIDE SEAM
- A5** 2X2 RIB DOUBLED @ SLEEVE CUFFS
- A6** 2X2 RIB DOUBLED @ BOTTOM HEM
- A7** ARTWORK @ CB - SEE ADDITIONAL FILE FOR ARTWORK DETAILS

3\_Construction Details-1



Comments (5)

- A1** 1/8" DNTS @ NECK
- A2** DOUBLE NEEDLE STRADDLE @ RAGLAN SEAM
- A3** CLEAN SEAM FINISH @ SIDE SEAM
- A4** DOUBLE NEEDLE STRADDLE @ SLEEVE CUFFS
- A5** DOUBLE NEEDLE STRADDLE @ HEM SEAM

4\_Stitching Details-1

Sample Size: M

POINT OF MEASURE	HOW TO MEASURE	CRITICAL	TYPE	TOLERANCE	XS	S	M	L	XL	XXL
Front Body Length	HPS to bottom edge	true	Full	1/2 in	-7/8 in	-7/8 in	27 in	7/8 in	7/8 in	7/8 in
Back Body Length	CB neck seam to bottom edge	true	Full	1/2 in	-7/8 in	-7/8 in	25 3/4 in	7/8 in	7/8 in	7/8 in
Front Raglan Seam Placement at Neck	HPS to raglan seam straight down	false	Full	1/8 in	-1/8 in	-1/8 in	2 3/4 in	1/8 in	1/8 in	1/8 in
Back Raglan Seam Placement at Neck	HPS to raglan seam straight down	false	Full	1/8 in	-1/8 in	-1/8 in	1 3/4 in	1/8 in	1/8 in	1/8 in
Raglan Shoulder Slope	9 1/2" out from CB, at HPS line	false	Full	1/8 in	0 in	0 in	1 3/4 in	0 in	0 in	0 in
Front Neck Drop	HPS to neck seam	false	Full	1/8 in	-1/8 in	-1/8 in	4 in	1/8 in	1/8 in	1/8 in
Back Neck Drop	HPS to neck seam	false	Full	1/8 in	0 in	0 in	1 1/4 in	0 in	0 in	0 in
Back Neck Width	Seam to seam at back neck, at HPS point	false	Full	1/4 in	-1/4 in	-1/4 in	7 3/4 in	1/4 in	1/4 in	1/4 in
Neck Trim Height	Neck Seam to trim edge	false	Full	1/8 in	0 in	0 in	7/8 in	0 in	0 in	0 in
Minimum Neck Stretch		true	Half	0 in	0 in	0 in	11 1/2 in	0 in	0 in	0 in
Across Front/Across Back Position from HPS		true	Full	0 in	-1/4 in	-1/4 in	7 in	1/4 in	1/4 in	1/4 in
Across Front	Down from HPS, Seam to seam	false	Half	1/4 in	-3/4 in	-3/4 in	14 3/4 in	3/4 in	1 in	1 in
Across Back	Down from HPS, Seam to Seam	false	Half	1/4 in	-3/4 in	-3/4 in	14 3/4 in	3/4 in	1 in	1 in
Chest Width	1" Below armhole- edge to edge	true	Half	1/4 in	-1 in	-1 in	24 in	1 in	1 1/2 in	1 1/2 in
Bottom Opening 2" Above Rib Knit Seam	Straight, Extended (Pattern Measurement)	true	Half	1/4 in	-1 in	-1 in	21 3/4 in	1 in	1 1/2 in	1 1/2 in
Bottom Opening Width- Along Seam Relaxed		true	Half	1/2 in	-1 in	-1 in	20 1/4 in	1 in	1 1/2 in	1 1/2 in
Bottom Opening Width- At Edge	At bottom edge	true	Half	1/4 in	-1 in	-1 in	17 in	1 in	1 1/2 in	1 1/2 in
Bottom Hem Height	Bottom edge to stitch line or trim seam	false	Full	1/8 in	0 in	0 in	2 3/4 in	0 in	0 in	0 in
Sleeve Length from CB Neck	3-point measure from CB Neck to shoulder point to sleeve edge	true	Full	1/2 in	-1 in	-1 in	35 in	1 in	1 in	1 in
Armhole Drop	Below HPS - measure perpendicular	false	Full	1/4 in	-3/8 in	-3/8 in	12 1/2 in	3/8 in	1/2 in	1/2 in
Bicep Width	1" below armhole- edge to edge	false	Half	1/8 in	-3/8 in	-3/8 in	9 1/2 in	3/8 in	1/2 in	1/2 in
Forearm Width	9" up from sleeve cuff edge	false	Half	1/8 in	-1/4 in	-1/4 in	7 1/4 in	1/4 in	3/8 in	3/8 in
Sleeve Opening Width 1" Above Rib Knit Seam	Straight, Extended (Pattern Measurement)	false	Half	1/8 in	-1/4 in	-1/4 in	5 3/8 in	1/4 in	3/8 in	3/8 in
Sleeve Opening Width- At Seam	Width at Seam	false	Half	1/4 in	-1/4 in	-1/4 in	4 3/4 in	1/4 in	3/8 in	3/8 in
Sleeve Opening Width- At Edge	At edge	false	Half	1/8 in	-1/4 in	-1/4 in	3 3/4 in	1/4 in	1/4 in	1/4 in
Sleeve Cuff Height	Cuff edge to seam	false	Full	1/8 in	0 in	0 in	2 3/4 in	0 in	0 in	0 in
WL Chest Artwork Placement from HPS to Top Edge		true	Full	1/8 in	0 in	0 in	7 in	1/4 in	1/4 in	1/4 in
WL Chest Artwork Placement Out from CF Line		false	Full	1/8 in	0 in	0 in	2 in	1/8 in	1/8 in	1/8 in
CB Artwork Placement below CB Neck Seam	From CB Neck Seam to Top Edge of Artwork	false	Full	1/8 in	0 in	0 in	2 1/2 in	0 in	0 in	0 in
Loop Label Placement at Sideseam	Bottom edge to bottom of loop label, at the WL side seam	false	Full	1/8 in	0 in	0 in	7 in	0 in	0 in	0 in

Sample Size: M

POINT OF MEASURE	HOW TO MEASURE	CRITICAL	TYPE	TOLERANCE	XS	S	M	L	XL	XXL
Front Body Length	HPS to bottom edge	true	Full	1/2 in	25 1/4 in	26 1/8 in	27 in	27 7/8 in	28 3/4 in	29 5/8 in
Back Body Length	CB neck seam to bottom edge	true	Full	1/2 in	24 in	24 7/8 in	25 3/4 in	26 5/8 in	27 1/2 in	28 3/8 in
Front Raglan Seam Placement at Neck	HPS to raglan seam straight down	false	Full	1/8 in	2 1/2 in	2 5/8 in	2 3/4 in	2 7/8 in	3 in	3 1/8 in
Back Raglan Seam Placement at Neck	HPS to raglan seam straight down	false	Full	1/8 in	1 1/2 in	1 5/8 in	1 3/4 in	1 7/8 in	2 in	2 1/8 in
Raglan Shoulder Slope	9 1/2" out from CB, at HPS line	false	Full	1/8 in	1 3/4 in	1 3/4 in	1 3/4 in	1 3/4 in	1 3/4 in	1 3/4 in
Front Neck Drop	HPS to neck seam	false	Full	1/8 in	3 3/4 in	3 7/8 in	4 in	4 1/8 in	4 1/4 in	4 3/8 in
Back Neck Drop	HPS to neck seam	false	Full	1/8 in	1 1/4 in	1 1/4 in	1 1/4 in	1 1/4 in	1 1/4 in	1 1/4 in
Back Neck Width	Seam to seam at back neck, at HPS point	false	Full	1/4 in	7 1/4 in	7 1/2 in	7 3/4 in	8 in	8 1/4 in	8 1/2 in
Neck Trim Height	Neck Seam to trim edge	false	Full	1/8 in	7/8 in	7/8 in	7/8 in	7/8 in	7/8 in	7/8 in
Minimum Neck Stretch		true	Half	0 in	11 1/2 in	11 1/2 in	11 1/2 in	11 1/2 in	11 1/2 in	11 1/2 in
Across Front/Across Back Position from HPS		true	Full	0 in	6 1/2 in	6 3/4 in	7 in	7 1/4 in	7 1/2 in	7 3/4 in
Across Front	Down from HPS, Seam to seam	false	Half	1/4 in	13 1/4 in	14 in	14 3/4 in	15 1/2 in	16 1/2 in	17 1/2 in
Across Back	Down from HPS, Seam to Seam	false	Half	1/4 in	13 1/4 in	14 in	14 3/4 in	15 1/2 in	16 1/2 in	17 1/2 in
Chest Width	1" Below armhole- edge to edge	true	Half	1/4 in	22 in	23 in	24 in	25 in	26 1/2 in	28 in
Bottom Opening 2" Above Rib Knit Seam	Straight, Extended (Pattern Measurement)	true	Half	1/4 in	19 3/4 in	20 3/4 in	21 3/4 in	22 3/4 in	24 1/4 in	25 3/4 in
Bottom Opening Width- Along Seam Relaxed		true	Half	1/2 in	18 1/4 in	19 1/4 in	20 1/4 in	21 1/4 in	22 3/4 in	24 1/4 in
Bottom Opening Width- At Edge	At bottom edge	true	Half	1/4 in	15 in	16 in	17 in	18 in	19 1/2 in	21 in
Bottom Hem Height	Bottom edge to stitch line or trim seam	false	Full	1/8 in	2 3/4 in	2 3/4 in	2 3/4 in	2 3/4 in	2 3/4 in	2 3/4 in
Sleeve Length from CB Neck	3-point measure from CB Neck to shoulder point to sleeve edge	true	Full	1/2 in	33 in	34 in	35 in	36 in	37 in	38 in
Armhole Drop	Below HPS - measure perpendicular	false	Full	1/4 in	11 3/4 in	12 1/8 in	12 1/2 in	12 7/8 in	13 3/8 in	13 7/8 in
Bicep Width	1" below armhole- edge to edge	false	Half	1/8 in	8 3/4 in	9 1/8 in	9 1/2 in	9 7/8 in	10 3/8 in	10 7/8 in
Forearm Width	9" up from sleeve cuff edge	false	Half	1/8 in	6 3/4 in	7 in	7 1/4 in	7 1/2 in	7 7/8 in	8 1/4 in
Sleeve Opening Width 1" Above Rib Knit Seam	Straight, Extended (Pattern Measurement)	false	Half	1/8 in	4 7/8 in	5 1/8 in	5 3/8 in	5 5/8 in	6 in	6 3/8 in
Sleeve Opening Width- At Seam	Width at Seam	false	Half	1/4 in	4 1/4 in	4 1/2 in	4 3/4 in	5 in	5 3/8 in	5 3/4 in
Sleeve Opening Width- At Edge	At edge	false	Half	1/8 in	3 1/4 in	3 1/2 in	3 3/4 in	4 in	4 1/4 in	4 1/2 in
Sleeve Cuff Height	Cuff edge to seam	false	Full	1/8 in	2 3/4 in	2 3/4 in	2 3/4 in	2 3/4 in	2 3/4 in	2 3/4 in
WL Chest Artwork Placement from HPS to Top Edge		true	Full	1/8 in	7 in	7 in	7 in	7 1/4 in	7 1/2 in	7 3/4 in
WL Chest Artwork Placement Out from CF Line		false	Full	1/8 in	2 in	2 in	2 in	2 1/8 in	2 1/4 in	2 3/8 in
CB Artwork Placement below CB Neck Seam	From CB Neck Seam to Top Edge of Artwork	false	Full	1/8 in	2 1/2 in	2 1/2 in	2 1/2 in	2 1/2 in	2 1/2 in	2 1/2 in
Loop Label Placement at Sideseam	Bottom edge to bottom of loop label, at the WL side seam	false	Full	1/8 in	7 in	7 in	7 in	7 in	7 in	7 in

Measured Size: M

POINT OF MEASURE	HOW TO MEASURE	CRITICAL	TYPE	TOLERANCE	EXPECTED	PPS - RCVD	VARIANCE	ADJUST BY +/-	REVISED SPEC	MEASUREMENT NOTES
Front Body Length	HPS to bottom edge	true	Full	1/2 in	27 in	26 1/4 in	-3/4 in	0 in	27 in	Back to Spec
Back Body Length	CB neck seam to bottom edge	true	Full	1/2 in	25 3/4 in	25 in	-3/4 in	0 in	25 3/4 in	Back to Spec
Front Raglan Seam Placement at Neck	HPS to raglan seam straight down	false	Full	1/8 in	2 3/4 in	2 1/2 in	-1/4 in	0 in	2 3/4 in	Back to Spec
Back Raglan Seam Placement at Neck	HPS to raglan seam straight down	false	Full	1/8 in	1 3/4 in	1 1/2 in	-1/4 in	0 in	1 3/4 in	Back to Spec
Raglan Shoulder Slope	9 1/2" out from CB, at HPS line	false	Full	1/8 in	1 3/4 in	1 3/4 in	0 in	0 in	1 3/4 in	
Front Neck Drop	HPS to neck seam	false	Full	1/8 in	4 in	4 in	0 in	0 in	4 in	
Back Neck Drop	HPS to neck seam	false	Full	1/8 in	1 1/4 in	1 1/4 in	0 in	0 in	1 1/4 in	
Back Neck Width	Seam to seam at back neck, at HPS point	false	Full	1/4 in	7 3/4 in	7 1/2 in	-1/4 in	0 in	7 3/4 in	
Neck Trim Height	Neck Seam to trim edge	false	Full	1/8 in	13/16 in	13/16 in	0 in	1/16 in	7/8 in	Increase
Minimum Neck Stretch		true	Half	0 in	11 1/2 in	11 1/2 in	0 in	0 in	11 1/2 in	
Across Front/Across Back Position from HPS		true	Full	0 in	7 in	7 in	0 in	0 in	7 in	
Across Front	Down from HPS, Seam to seam	false	Half	1/4 in	14 3/4 in	14 3/4 in	0 in	0 in	14 3/4 in	
Across Back	Down from HPS, Seam to Seam	false	Half	1/4 in	14 3/4 in	15 1/4 in	1/2 in	0 in	14 3/4 in	Back to Spec
Chest Width	1" Below armhole- edge to edge	true	Half	1/4 in	24 in	24 in	0 in	0 in	24 in	
Bottom Opening 2" Above Rib Knit Seam	Straight, Extended (Pattern Measurement)	true	Half	1/4 in	21 3/4 in	21 1/4 in	-1/2 in	0 in	21 3/4 in	Back to Spec
Bottom Opening Width- Along Seam Relaxed		true	Half	1/2 in	20 1/4 in	19 1/4 in	-1 in	0 in	20 1/4 in	Back to Spec
Bottom Opening Width- At Edge	At bottom edge	true	Half	1/4 in	17 in	16 3/4 in	-1/4 in	0 in	17 in	
Bottom Hem Height	Bottom edge to stitch line or trim seam	false	Full	1/8 in	2 3/4 in	2 3/4 in	0 in	0 in	2 3/4 in	
Sleeve Length from CB Neck	3-point measure from CB Neck to shoulder point to sleeve edge	true	Full	1/2 in	35 in	34 1/2 in	-1/2 in	0 in	35 in	
Armhole Drop	Below HPS - measure perpendicular	false	Full	1/4 in	12 1/2 in	12 1/4 in	-1/4 in	0 in	12 1/2 in	
Bicep Width	1" below armhole- edge to edge	false	Half	1/8 in	9 1/2 in	9 1/4 in	-1/4 in	0 in	9 1/2 in	Back to Spec
Forearm Width	9" up from sleeve cuff edge	false	Half	1/8 in	7 1/4 in	7 in	-1/4 in	0 in	7 1/4 in	Back to Spec
Sleeve Opening Width 1" Above Rib Knit Seam	Straight, Extended (Pattern Measurement)	false	Half	1/8 in	5 3/8 in	5 1/4 in	-1/8 in	0 in	5 3/8 in	
Sleeve Opening Width- At Seam	Width at Seam	false	Half	1/4 in	4 3/4 in	4 1/2 in	-1/4 in	0 in	4 3/4 in	
Sleeve Opening Width- At Edge	At edge	false	Half	1/8 in	3 3/4 in	3 3/4 in	0 in	0 in	3 3/4 in	
Sleeve Cuff Height	Cuff edge to seam	false	Full	1/8 in	2 3/4 in	2 5/8 in	-1/8 in	0 in	2 3/4 in	
WL Chest Artwork Placement from HPS to Top Edge		true	Full	1/8 in	7 1/2 in	7 in	-1/2 in	-1/2 in	7 in	Keep As Sample
WL Chest Artwork Placement Out from CF Line		false	Full	1/8 in	1 7/8 in	2 in	1/8 in	1/8 in	2 in	Keep As Sample
CB Artwork Placement below CB Neck Seam	From CB Neck Seam to Top Edge of Artwork	false	Full	1/8 in	2 1/4 in	1 5/8 in	-5/8 in	1/4 in	2 1/2 in	Follow Revised
Loop Label Placement at Sideseam	Bottom edge to bottom of loop label, at the WL side seam	false	Full	1/8 in	7 in	7 in	0 in	0 in	7 in	

## PPS - Anastasiya Zolotova

CREATED ON OCT 10, 2025 9:46 PM

PPS: SIZE:M, CREATED AT: 10-06-2025

SS26CS020 Technics Crewneck

**FITTING DATE:** 10/10/25**MODEL/ATTENDEES:** Anthony, Jessica, Cal, Jeni, Anastasiya, Hyeyoung, Sarah**STATUS:** 1st Fit Approved to PPS (**Pending embroidery approval-sample doesn't have correct artwork application**)**Fit Comments:**

1. Front body length came in -3/4", go back to spec.
2. Back body length came in -3/4", go back to spec.
3. Front/back raglan seam position came in -1/4", go back to spec.
4. Increase neck trim to 7/8".
5. Across back came in +1/2", go back to spec.
6. Bottom opening 2" above rib knit seam came in -1/2", go back to spec.
7. Bottom opening width along seam relaxed came in -1", go back to spec.
8. Bicep came in -1/4", go back to spec.
9. Forearm came in -1/4", go back to spec.
10. WL chest artwork came in 7" from HPS keep as sample
11. WL chest artwork came in 2" from CF keep as sample
12. Follow revised CB artwork placement of 2 1/2"
1. Dài thân trước bị ngắn hơn 3/4", vui lòng đưa về đúng tiêu chuẩn.
2. Dài thân sau bị ngắn hơn 3/4", vui lòng đưa về đúng tiêu chuẩn.
3. Vị trí đường may raglan thân trước/sau bị ngắn hơn 1/4", vui lòng đưa về đúng tiêu chuẩn.
4. Tăng viền cổ lên 7/8".
5. Ngang vai sau bị rộng hơn 1/2", vui lòng đưa về đúng tiêu chuẩn.
6. Vòng lai thân tại vị trí cách đường may bo gấu 2" bị nhỏ hơn 1/2", vui lòng đưa về đúng tiêu chuẩn.
7. Rộng vòng lai thân dọc theo đường may khi ở trạng thái êm bị nhỏ hơn 1", vui lòng đưa về đúng tiêu chuẩn.
8. Bắp tay bị nhỏ hơn 1/4", vui lòng đưa về đúng tiêu chuẩn.
9. Cẳng tay bị nhỏ hơn 1/4", vui lòng đưa về đúng tiêu chuẩn.
10. Vị trí hình in ngực trái là 7" tính từ đỉnh vai cao, giữ nguyên như mẫu.
11. Vị trí hình in ngực trái là 2" tính từ giữa thân trước, giữ nguyên như mẫu.
12. Vui lòng làm theo vị trí hình in giữa thân sau đã điều chỉnh là 2 1/2".



Screen Shot 2025-10-10 at 12.53.14 PM.jpg