




Cotton Wreath Olaf Shorts - Style #SS26BRA1445

Mens, Short, Spring/Summer, 2026

Summary

12-17-2025

DENIM TEARS	BOTTOMS: COTTON WREATH OLAF SHORTS	SEASON: SS26	DESIGNER: DESIGNER
	FACTORY: FACTORY	COLLECTION: CORE	VARIANTS: 1
SKETCH			



Name	Cotton Wreath Olaf Shorts
Style No.	SS26BRA1445
Description	Cotton Wreath Olaf Shorts
Division	Mens
Category	Short
Season	Spring/Summer
Year	2026
Size Scale	M -Sample size

XS S M L XL XXL

Created by/Author	12/17/2025
	Genny Mayden
	genny@denimtears.com

DENIM TEARS CONFIDENTIAL

UPDATED: 03/18/2025

Cotton Wreath Olaf Shorts



Cotton Wreath Olaf Shorts - Style #SS26BRA1445

Mens, Short, Spring/Summer, 2026

Color Variants
12-17-2025



1. No Color Assigned

Style Color Code	Not Set
Carryover/New	Not Set



DENIM TEARS	BOTTOMS: COTTON WREATH OLAF SHORTS	SEASON: SS26	DESIGNER: DESIGNER
	FACTORY: FACTORY	COLLECTION: CORE	VARIANTS: 1
SKETCH			



DENIM TEARS CONFIDENTIAL	UPDATED: 03/18/2025
--------------------------	---------------------

SS26CottonWreathOlafShorts_12-1




DENIM TEARS	BOTTOMS: COTTON WREATH OLAF SHORTS	SEASON: SS26	DESIGNER: DESIGNER
	FACTORY: FACTORY	COLLECTION: CORE	VARIANTS: 1
COLORWAYS			

FABRIC QUALITY: PLEASE SEND MESH QUALITIES
RIB QUALITY -KNIT RIB



NAVY

SELF A: NAVY
SELF B: LT. BLUE
RIBBING: KNIT RIB - WHITE/LT.BLUE STRIPES
STITCH: TONAL
FABRIC: PLEASE SEND MESH QUALITIES
FIT: MATCH TO 5Q BASKETBALL SHORT















BLACK

SELF A: NAVY
SELF B: LT. BLUE
RIBBING: KNIT RIB - WHITE/BLACK STRIPES
STITCH: TONAL
FABRIC: PLEASE SEND MESH QUALITIES
FIT: MATCH TO 5Q BASKETBALL SHORT



DENIM TEARS	BOTTOMS: COTTON WREATH OLAF SHORTS	SEASON: SS26	DESIGNER: DESIGNER
	FACTORY: FACTORY	COLLECTION: CORE	VARIANTS: 1
COLOR STANDARDS			

COTTON WREATH OLAF SHORTS	SELF A	SELF B	RIBBING
NAVY	<div><div>NAVY</div><div></div></div>	<div><div>LIGHT BLUE</div><div></div></div>	<div><div>WHITE BASE, MIDDLE STRIPE - LIGHT BLUE</div><div></div></div>
BLACK	<div><div>BLACK</div><div><div>JET BLACK 19-0303 TCX</div></div></div>	<div><div>GREY</div><div><div>GARGOYLE 18-0503 TCX</div></div></div>	<div><div>WHITE BASE, MIDDLE STRIPE - BLACK</div><div><div>JET BLACK 19-0303 TCX</div></div></div>

DENIM TEARS CONFIDENTIAL	UPDATED: 03/18/2025
--------------------------	---------------------

SS26CottonWreathOlafShorts_12-4



DENIM TEARS	BOTTOMS: COTTON WREATH OLAF SHORTS	SEASON: SS26	DESIGNER: DESIGNER
	FACTORY: FACTORY	COLLECTION: CORE	VARIANTS: 1
1ST PROTO COMMENTS			

DESIGN
-WAISTBAND QUALITY IS INCORRECT. SHOULD BE KNIT RIB W/ ENCASED ELASTIC. SEE REFERENCE PHOTO BELOW:



GRAPHIC
-WREATH PLACEMENT AT SIDE PANELS HAS BEEN ADJUSTED. PLEASE SEE UPDATED ARTWORK FILE (SHORTS-PANELS.AI)



SS26CottonWreathOlafShorts_12-8



TRIMS

WOVEN LABEL

INTERNAL SIZE LABEL

CONSTRUCTION

*****NOT SHOWN TO SCALE

HANG TAG

BOTTOMS-SWEATPANTS-BLOCK-2



TRIMS

NAME	ARTICLE #	SUPPLIER	LOCATION	COLORWAY
WOVEN LABEL RTW	EA01E11O49	FACTORY	END FOLD (L/R) LABEL @ INTERIOR BACK WB APPLIED W/ EDGESTITCH ONLY @ TOP - THREAD DTM	
INTERNAL SIZE LABEL	EA0530986	FACTORY	LOOP FOLD LABEL INSERTED UNDER RIGHT SIDE OF WOVEN LABEL	
CARE LABEL	XXXXXXXXXX	FACTORY	@ WL INTERIOR SIDE SEAM 5" BELOW TOP OF WB PLACED HORIZONTALLY , CAUGHT IN SEAM @ TOP EDGE - THREAD DTM	
HANGTAG	CA12A7197	FACTORY	ATTACHED W STRING + SAFETY PIN THROUGH SIZE LABEL LOOP	

BOTTOMS-SWEATPANTS-BLOCK-1



DENIM TEARS	BOTTOMS: COTTON WREATH OLAF SHORTS	SEASON: SS26	DESIGNER: DESIGNER
	FACTORY: FACTORY	COLLECTION: CORE	VARIANTS: 1
CONSTRUCTION			

- = SELF A
- = SELF B

DRAWCORD &
THREAD EYELET
@ INTERIOR

WELT POCKET W/
EDGE STITCH, BARTACK
AT TOP AND BOTTOM

SEPARATE KNIT RIB WAISTBAND W/
ENCASED ELASTIC
+2 ROWS OF STITCHING W/ DRAWCORD TUNNEL

KNOTTED ENDS @ DRAWCORD

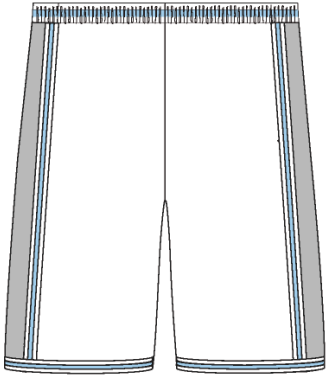
SELF B MESH PANEL

KNIT RIB

KNIT RIB AT HEM

ALL KNIT RIB STRIPES TO BE TOP APPLIED W/
SN EDGE STITCH

PLEASE MATCH FOR CONSTRUCTION ONLY,
NOT FOR FIT:



DENIM TEARS CONFIDENTIAL

UPDATED: 03/18/2025

SS26CottonWreathOlafShorts_12-3



DENIM TEARS	BOTTOMS: COTTON WREATH OLAF SHORTS	SEASON: SS26	DESIGNER: DESIGNER
	FACTORY: FACTORY	COLLECTION: CORE	VARIANTS: 1
REFERENCE FOR FIT			



DENIM TEARS CONFIDENTIAL	UPDATED: 03/18/2025
--------------------------	---------------------

SS26CottonWreathOlafShorts_12-7



DENIM TEARS	BOTTOMS: COTTON WREATH OLAF SHORTS	SEASON: SS26	DESIGNER: DESIGNER
	FACTORY: FACTORY	COLLECTION: CORE	VARIANTS: 1

GRAPHICS

ARTWORK TECHNIQUE: SCREENPRINTED
NOT AT 100% ACTUAL SCALE

DENIM TEARS CONFIDENTIAL

UPDATED: 03/18/2025


SS26CottonWreathOlafShorts_12-5




DENIM TEARS	BOTTOMS: COTTON WREATH OLAF SHORTS	SEASON: SS26	DESIGNER: DESIGNER
	FACTORY: FACTORY	COLLECTION: CORE	VARIANTS: 1

ARTWORK PLACEMENT

WEARERS RIGHT SIDE PANEL:



WEARERS LEFT SIDE PANEL:



ARTWORK TECHNIQUE: SCREENPRINTED (PLEASE SEE SEPARATE ARTWORK FILE SHORTS-PANELS.AI)
NOT AT 100% ACTUAL SCALE

DENIM TEARS CONFIDENTIAL

UPDATED: 03/18/2025

SS26CottonWreathOlafShorts_12-6



Sample Size: M

POINT OF MEASURE	CODE	TOLERANCE	XS	S	M	L	XL	XXL
Waist @ WB Edge (Relaxed)	zvFIdU	3/8 in	0 in	0 in	15 3/4 in	0 in	0 in	0 in
Waist @ Edge (Extended)	90UTTm	3/8 in	0 in	0 in	21 3/4 in	0 in	0 in	0 in
WB Height	UBN6PW	1/8 in	0 in	0 in	1 3/4 in	0 in	0 in	0 in
Low Hip @ 7" Below WB Seam	git1Gu	3/8 in	0 in	0 in	24 3/4 in	0 in	0 in	0 in
Thigh @ 1" Below Crotch	X3rywO	1/4 in	0 in	0 in	16 1/8 in	0 in	0 in	0 in
Leg Opening	fQu0Dk	1/4 in	0 in	0 in	14 1/2 in	0 in	0 in	0 in
Front Rise from WB Seam	0Ik1vw	1/4 in	0 in	0 in	11 3/4 in	0 in	0 in	0 in
Back Rise from WB Seam	Uu3xDt	1/4 in	0 in	0 in	17 in	0 in	0 in	0 in
Inseam Length	RVmCjg	1/4 in	0 in	0 in	8 3/4 in	0 in	0 in	0 in
Outseam Length from WB Seam to Leg Opening	YUbVae	1/4 in	0 in	0 in	20 1/2 in	0 in	0 in	0 in
Side Panel Placement at Front from SS Natural Fold	1pjqRc	1/8 in	0 in	0 in	3 3/4 in	0 in	0 in	0 in
Side Panel Width (Incl Stripes)	XDpjd	1/8 in	0 in	0 in	7 1/4 in	0 in	0 in	0 in
Hand Pocket Below WB Edge	pZyscG	1/8 in	0 in	0 in	1 1/2 in	0 in	0 in	0 in
Hand Pocket Opening Length	ozon2y	1/8 in	0 in	0 in	6 3/4 in	0 in	0 in	0 in
Pocket Bag Width @ Bottom of Pocket Opening (Seam to Edge)	p36ZFb	1/4 in	0 in	0 in	7 3/4 in	0 in	0 in	0 in
Pocket Bag Height from Waist Sm at Center	4wOAyH	1/4 in	0 in	0 in	12 1/2 in	0 in	0 in	0 in
Drawcord Drop at WB (Exposed Length)	xmREXa	1/4 in	0 in	0 in	9 in	0 in	0 in	0 in
Distance Between Buttonholes/Eyelets at WB (Extended)	EWHyux	1/4 in	0 in	0 in	2 in	0 in	0 in	0 in



Measured Size: M

POINT OF MEASURE	CODE	TOLERANCE	EXPECTED	1ST PROTO - RCVD	VARIANCE	ADJUST BY +/-	REVISED SPEC	MEASUREMENT NOTES	MEASUREMENT STATUS
Waist @ WB Edge (Relaxed)	zvFIdU	3/8 in	0 in	17 in	17 in	15 3/4 in	15 3/4 in	Reduce -1 1/4"	See New Value
Waist @ Edge (Extended)	90UTTm	3/8 in	0 in	23 in	23 in	21 3/4 in	21 3/4 in	Reduce -1 1/4"	See New Value
WB Height	UBN6PW	1/8 in	0 in	1 1/2 in	1 1/2 in	1 3/4 in	1 3/4 in	Increase +1/4"	See New Value
Low Hip @ 7" Below WB Seam	git1Gu	3/8 in	0 in	26 in	26 in	24 3/4 in	24 3/4 in	Reduce -1 1/4"	See New Value
Thigh @ 1" Below Crotch	X3rywO	1/4 in	0 in	17 in	17 in	16 1/8 in	16 1/8 in	Reduce -7/8"	-
Leg Opening	fQuODk	1/4 in	0 in	15 in	15 in	14 1/2 in	14 1/2 in	Reduce -1/2"	-
Front Rise from WB Seam	0lk1vw	1/4 in	0 in	14 in	14 in	0 in	0 in	TBD	-
Back Rise from WB Seam	Uu3xDT	1/4 in	0 in	19 1/4 in	19 1/4 in	0 in	0 in	TBD	-
Inseam Length	RVmCjg	1/4 in	0 in	6 1/2 in	6 1/2 in	7 1/2 in	7 1/2 in	RVSD due to higher Crotch	See New Value
Outseam Length from WB Seam to Leg Opening	YUbVae	1/4 in	0 in	20 in	20 in	20 in	20 in		-
Side Panel Placement at Front from SS Natural Fold	1pqjRc	1/8 in	0 in	3 3/4 in	3 3/4 in	3 3/4 in	3 3/4 in		-
Side Panel Width (Incl Stripes)	XDpjd	1/8 in	0 in	0 in	0 in	7 1/4 in	7 1/4 in		-
Hand Pocket Below WB Edge	pZyscG	1/8 in	0 in	1 in	1 in	1 1/2 in	1 1/2 in	Drop +1/2"	See New Value
Hand Pocket Opening Length	ozon2y	1/8 in	0 in	6 1/8 in	6 1/8 in	6 3/4 in	6 3/4 in	Increase +5/8"	See New Value
Pocket Bag Width @ Bottom of Pocket Opening (Seam to Edge)	p36ZFb	1/4 in	0 in	7 3/4 in	7 3/4 in	7 3/4 in	7 3/4 in		-
Pocket Bag Height from Waist Sm at Center	4wOAYH	1/4 in	0 in	11 1/2 in	11 1/2 in	12 1/2 in	12 1/2 in	Increase due to lowering the pocket opening	See New Value
Drawcord Drop at WB (Exposed Length)	xmREXa	1/4 in	0 in	9 in	9 in	9 in	9 in		-
Distance Between Buttonholes/Eyelets at WB (Extended)	EWHyux	1/4 in	0 in	0 in	0 in	2 in	2 in		-



Measured Size: M

POINT OF MEASURE	CODE	TOLERANCE	EXPECTED	2ND PROTO - RCVD	VARIANCE	ADJUST BY +/-	REVISED SPEC	MEASUREMENT NOTES	MEASUREMENT STATUS
Waist @ WB Edge (Relaxed)	zvFldU	3/8 in	15 3/4 in	16 in	1/4 in	0 in	15 3/4 in		Within Tolerance
Waist @ Edge (Extended)	90UTTm	3/8 in	21 3/4 in	21 3/4 in	0 in	0 in	21 3/4 in		-
WB Height	UBN6PW	1/8 in	1 3/4 in	1 3/4 in	0 in	0 in	1 3/4 in		-
Low Hip @ 7" Below WB Seam	git1Gu	3/8 in	24 3/4 in	24 3/4 in	0 in	0 in	24 3/4 in		-
Thigh @ 1" Below Crotch	X3rywO	1/4 in	16 1/8 in	16 1/4 in	1/8 in	0 in	16 1/8 in		Back To Spec
Leg Opening	fQu0Dk	1/4 in	14 1/2 in	14 1/4 in	-1/4 in	0 in	14 1/2 in		Back To Spec
Front Rise from WB Seam	0lk1vw	1/4 in	0 in	13 in	13 in	11 3/4 in	11 3/4 in	Raise front rise by 1 1/4" and scoop-out	See New Value
Back Rise from WB Seam	Uu3xDt	1/4 in	0 in	18 1/4 in	18 1/4 in	17 in	17 in	Raise Back Rise by 1 1/4" and scoop-out	See New Value
Inseam Length	RVmCjg	1/4 in	7 1/2 in	7 3/8 in	-1/8 in	1 1/4 in	8 3/4 in	Increase since rise has shortened	See New Value
Outseam Length from WB Seam to Leg Opening	YUbVae	1/4 in	20 in	19 7/8 in	-1/8 in	1/2 in	20 1/2 in	Slash and drop outseam 1/2"	See New Value
Side Panel Placement at Front from SS Natural Fold	1pjqRc	1/8 in	3 3/4 in	4 1/4 in	1/2 in	0 in	3 3/4 in	Shift Back	Back To Spec
Side Panel Width (Incl Stripes)	XDpjd	1/8 in	7 1/4 in	7 1/4 in	0 in	0 in	7 1/4 in		-
Hand Pocket Below WB Edge	pZyscG	1/8 in	1 1/2 in	1 1/2 in	0 in	0 in	1 1/2 in		-
Hand Pocket Opening Length	ozon2y	1/8 in	6 3/4 in	6 5/8 in	-1/8 in	0 in	6 3/4 in		Within Tolerance
Pocket Bag Width @ Bottom of Pocket Opening (Seam to Edge)	p36ZFb	1/4 in	7 3/4 in	7 7/8 in	1/8 in	0 in	7 3/4 in		Within Tolerance
Pocket Bag Height from Waist Sm at Center	4wOAYH	1/4 in	12 1/2 in	12 3/4 in	1/4 in	0 in	12 1/2 in		Within Tolerance
Drawcord Drop at WB (Exposed Length)	xmREXa	1/4 in	9 in	9 in	0 in	0 in	9 in		-
Distance Between Buttonholes/Eyelets at WB (Extended)	EWHyux	1/4 in	2 in	2 in	0 in	0 in	2 in		-

Bảng thông số comment 2nd proto



8/26 design notes - Genny Mayden

CREATED ON AUG 26, 2025 7:44 PM

Waistband should be same material as bottom hem elastic



Fitting 9.5.25 - Misha Strelnikov

CREATED ON SEP 17, 2025 5:26 PM

FIT/PATTERN

- 1) The shorts are too baggy> need to size them down to Medium
 - reduce width at waistband and low hip - 1 1/4"
 - reduce thigh - 7/8"
 - reduce leg opening only -1/2"
- 2) WB fabric is changing to rib quality - see design comments
 - please increase WB height +1/4" to finish at 1 3/4"
- 3) Straighten Front/Back rises by shifting the waist in by 1/2" - see **photo comments**
 - Front WB sits a bit too low> please add 1/4" to front rise length at WB
- 4) Raise crotch placement up by 1"
 - inseam length was updated +1" accordingly
- 5) Side panel: width and placement are OK as per sample
- 6) Side Pocket:
 - drop pocket opening placement +1/2" to 1 1/2" from WB seam
 - increase pocket opening length to finish at 6 3/4"
 - add 1" to pocket bag height to make it deeper

CONSTRUCTION/WORKMANSHIP

**See design comments

**When applying the rib trim - make sure it lies flat and doesn't pull the fabric after it's sewn on

Thanks,



SS26BRA1445 Olaf Shorts - 1st Proto



SS26BRA1445 Cotton Wreath Olaf Shorts - 1st Proto-01.jpg



SS26BRA1445 Olaf Shorts - 1st Proto



SS26BRA1445 Cotton Wreath Olaf Shorts - 1st Proto-02.jpg



11/10 design notes - Genny Mayden

CREATED ON DEC 3, 2025 10:13 PM

- Waistband is supposed to be an actual knit rib all the way through
- revisiting graphic



FIT / RẬP:

ĐỘ CAO TRƯỚC & SAU (FRONT AND BACK RISE):

a. Tăng độ hạ đáy (drop of the crotch) thêm 1 1/4".

ĐỘ RỘNG SADDLE:

b. Khoét phần đũng dưới vào 3/4"-1", sau đó vuốt rập mượt dần lên cạp, để cạp giữ nguyên.

c. Độ dài đáy trước & sau sẽ tăng nhẹ – vui lòng theo specs cập nhật.

Fitting 12.16.25 - Misha Strelnikov

CREATED ON DEC 16, 2025 7:58 PM

STATUS: PLEASE SUBMIT PPS FOLLOWING ALL CALL OUTS

FIT/ PATTERN:

1. FRONT AND BACK RISE:

a. Raise the drop of the crotch by 1 1/4"

2. SADDLE WIDTH:

b. Scoop out the saddle width 3/4"-1" at the bottom and blend/smooth the shape to 0" at the top of WB

c. Front and Back Rises will increase slightly in length due to a deeper scoop> follow updated specs

3. INSEAM:

d. Increase the inseam length by 1 1/4" to account for raising up the rise - we want the short to hit on the same place on the leg

4. OUTSEAM:

e. Outseam is winging out at the bottom edge

f. Slash and open the outseam 1/2" and blend to 0" at CF/CB

CONSTRUCTION/WORKMANSHIP:

1. SEE DESIGN NOTES - Switch the waistband to rib quality, and construct as folded with elastic encased.

a. Ensure that seam allowance inside is as clean/nicely constructed as possible

2. Regarding the striped bottom trim and vertical trim at the sides of the side panels, please give the length of these trims a bit of ease, to avoid puckering, pulling in, or hiking the leg openings up. Thanks!

INSEAM:

d. Tăng chiều dài sườn trong thêm 1 1/4" để bù cho việc nâng đáy – chúng tôi muốn quần short chạm vào cùng vị trí trên ống chân như trước.

OUTSEAM:

e. Sườn ngoài đang bị xòe ra ở cạnh đáy.

f. Rạch và mở sườn ngoài 1/2", sau đó vuốt mượt về 0" tại giữa trước/giữa sau.

CẤU TRÚC / CHẤT LƯỢNG MAY:


Xem DESIGN NOTES – Chuyển eo sang chất liệu rib, và may dạng gấp với thun bọc bên trong.

a. Đảm bảo phần đường may và cũ đường may bên trong được hoàn thiện sạch sẽ, gọn gàng nhất có thể.

Đối với bo sọc (striped bottom trim) và bo dọc ở hai bên mảng sườn, vui lòng nới độ dài của các bo này một chút để tránh bị nhăn, kéo, tụt vào hoặc làm hẹp miệng ống. Xin cảm ơn!



Vui lòng điều chỉnh các cập nhật thiết kế về cấu trúc lưng và chất liệu vải.



Vuốt/giảm dần về 0 inch (không thay đổi)
tại điểm kết thúc (gần lưng)

OUTSEAM.jpg



CROTCH DEPTH + INSEAM.jpg

Nâng độ sâu đũng thêm 1 1/4 inch – đáy trước và đáy sau đã được điều chỉnh tương ứng.

Tăng chiều dài sườn trong thêm 1 1/4 inch để giữ nguyên tổng chiều dài quần short.



Cải thiện đường may quanh bo sọc, đồng thời nới chiều dài bo một chút để tránh bị nhăn (pucker) hoặc bị kéo căng

TRIM SEWING.jpg



Tăng độ rộng đáy Khoét vào 3/8"-1/2" ở thân trước, và 3/8"-1/2" ở thân sau tại vị trí đã ghim Vuốt mượt dần phần chỉnh sửa này về 0" ở khoảng giữa chiều cao đùi



SADDLE WIDTH.jpg



SS26BRA1445 Olaf Shorts - 2nd Proto



Dây tape đang bị kéo căng nên
đường sườn ngoài bị xòe ra – vui
lòng điều chỉnh/sửa lại.

TRIM IS PULLING SO
THE OUTSEAM IS
SWINGING OUT>
PLEASE CORRECT

SS26BRA1445 Olaf Shorts - 2nd Proto.jpg