











Labeled Images

Technical_1

Labeled Images

	<div data-bbox="250 228 472 284">Barbour</div> <div data-bbox="1462 228 1935 268">DESIGN REFERENCE: AW26 APAC SPECIAL OVERLAYER 1/10025038AW26 APAC SPECIAL</div> <div data-bbox="378 341 548 367">CONSTRUCTION:</div> <div data-bbox="378 421 1043 472">NEAT COVER STITCH FINISH OVER JOIN SEAMS AT NECKLINE, ARMHOLES, SLEEVE & BODY HEM</div> <div data-bbox="378 534 680 924"></div> <div data-bbox="732 534 1039 924"></div> <div data-bbox="1352 557 1805 788"></div> <div data-bbox="383 976 674 1366"></div> <div data-bbox="757 954 985 995">BARBOUR BLOCK BRANDED BACK NECK TAPE</div> <div data-bbox="757 1024 1081 1350"></div> <div data-bbox="1308 844 1850 1125"></div> <div data-bbox="1355 1155 1803 1176">RIB TO LIE FLATTER, NOT TAPER IN TOO MUCH AT LOWER EDGE</div>	
Technical_2		

Labeled Images

Barbour.			DESIGN REFERENCE: AW26 APAC SPECIAL OVERLAYER 1/10025038AW26 APAC SPECIAL	
FILES FOR STRIKE OFF: PLEASE REFERENCE GRAPHIC ARTWORK FILE, SENT SEPARATLEY.				
AW26 JERSEY BOOSTER HERITAGE SELECT - LAMB	AW26 JERSEY BOOSTER HERITAGE SELECT - DEER	AW26 JERSEY BOOSTER HERITAGE SELECT - DEER	AW26 JERSEY BOOSTER HERITAGE SELECT - VINTAGE LIGHTHOUSE	AW26 JERSEY BOOSTER HERITAGE SELECT - VINTAGE LIGHTHOUSE
				
AW26 JERSEY BOOSTER HERITAGE SELECT - COLLEGGIC LIGHTHOUSE	AW26 JERSEY BOOSTER HERITAGE SELECT - COLLEGGIC LIGHTHOUSE			
				
		AW26 JERSEY BOOSTER HERITAGE SELECT - VINTAGE WAVE	AW26 JERSEY BOOSTER HERITAGE SELECT - VINTAGE WAVE	
				
AW26 JERSEY BOOSTER HERITAGE SELECT - VINTAGE WAVE				
				

Labeled Images

	Barbour.		DESIGN REFERENCE:	
Technical_4				

BARBOUR		AW26 APAC SPECIAL OVERLAYER 1/10025038/		WOMENS - SET IN SLEEVE, LONG SLEEVE TOP		Draft-Sample 29/10/2025, 09:54	
Season	AW2026	Selected Sizes	S-L	Product Group			
Gender/Department	LADIES CLOTHING	Base Size	S	Description	JAPAN LICENSE GREEN SWEAT -		
Classification	OL - OVERLAYERS	Designer	christina chin	SIZE M TAKEN AS M			
Size Range	WOMENS 2XS - 2XL	Grade					

Points of Measure

Dim	Category	Linked To Shape	Description	Tol (-)	Tol (+)	Hide	S	M	L
48	Body length		Back length from HPS	-1.000	1.000		56.00	57.00	58.00
69	Chest/Bust		Chest directly under the arm	-1.000	1.000		50.00	53.00	56.00
167	Shoulder		Shoulder point to point	-1.000	1.000		42.00	43.20	44.40
04	Across Front/Back		Across front 13cm down from HSP	-1.000	1.000		38.50	39.50	40.50
03	Across Front/Back		Across back 13cm down from HPS	-1.000	1.000		40.00	41.20	42.40
685			Hem width on seam	-1.000	1.000		48.00	51.00	54.00
15	Hem		Hem width	-1.000	1.000		48.00	51.00	54.00
↳ Hem width at bottom edge									
22	Hem		Hem rib depth	-0.300	0.300		6.00	6.00	6.00
477	Sleeve		Sleeve length	-1.000	1.000		62.00	62.60	63.20
163	Armhole		Armhole straight	-0.500	0.500		24.00	25.00	26.00
97	Sleeve		Bicep width directly underarm	-0.500	0.500		21.50	22.40	23.30
165	Sleeve		Cuff width at seam	-0.300	0.300		11.00	11.50	12.00
65	Sleeve		Cuff width at bottom edge	-0.300	0.300		10.00	10.50	11.00
57	Sleeve		Cuff rib depth	-0.300	0.300		6.00	6.00	6.00
18	Neck/Collar		Neck width	-0.500	0.500		19.00	19.40	19.80
46	Neck drop		Front neck drop to high shoulder point	-0.300	0.300		10.00	10.00	11.00
140	Neck drop		Back Neck drop to high shoulder point	-0.300	0.300		4.00	4.00	4.00
34	Neck/Collar		Neck rib depth	-0.300	0.300		2.50	2.50	2.50
Displaying 18 results							Units: CM Grade Display: Absolute		