



ADG Banner Sweatpant - Style #SS26BBS1526

Mens, Sweatpant, Spring/Summer, 2026

DENIM TEARS	BOTTOMS: DT BANNER SWEATPANT	SEASON: SP26	DESIGNER: TINA
	FACTORY: FACTORY	COLLECTION: OUR LADY LIBERTY	VARIANTS: 3
SKETCH			



Name	ADG Banner Sweatpant
Style No.	SS26BBS1526
Description	ADG Banner Print Sweatpant
Division	Mens
Category	Sweatpant
Season	Spring/Summer
Year	2026
Size Scale	M -Sample size

XS S M L XL XXL

Created by/Author	9/16/2025
	Genny Mayden
	genny@denimtears.com

DENIM TEARS CONFIDENTIAL

UPDATED: XX/XX/XXXX

ADG Banner Sweatpant



1. No Color Assigned

Carryover/New	Not Set
---------------	---------



DENIM TEARS	BOTTOMS: DT BANNER SWEATPANT	SEASON: SP26	DESIGNER: TINA
	FACTORY: FACTORY	COLLECTION: OUR LADY LIBERTY	VARIANTS: 3
SKETCH			











DENIM TEARS CONFIDENTIAL	UPDATED: XX/XX/XXXX
--------------------------	---------------------

SP26-DTBannerSweatpant (1)-1



DENIM TEARS	BOTTOMS: DT BANNER SWEATPANT	SEASON: SP26	DESIGNER: TINA
	FACTORY: FACTORY	COLLECTION: OUR LADY LIBERTY	VARIANTS: 3
COLOR & QUALITY STANDARDS			


ITEM	PLACEMENT	QUANTITY	SIZE	COLORWAY 1	COLORWAY 2		
100% COTTON - XXXX	SELF A: MAIN BODY			 NAVY - NAVY BLAZER 19-3923 TCX	 BLACK - JET BLACK 19-0303 TCX		
100% COTTON JERSEY - XXX	LINING: POCKET BAG			 NAVY - NAVY BLAZER 19-3923 TCX	 BLACK - JET BLACK 19-0303 TCX		
BASKETWEAVE FLAT DRAWCORD - 100% HIGH DENSITY COTTON	TRIM A: WAISTBAND	1	1/4" WIDE	 NAVY - NAVY BLAZER 19-3923 TCX	 BLACK - JET BLACK 19-0303 TCX		
THREAD 1:	SELF: MAIN BODY, EMBROIDERED EYELET			 DTM NAVY	 DTM BLACK		
WASH:	GARMENT			NO WASH	NO WASH		

DENIM TEARS CONFIDENTIAL	UPDATED: XX/XX/XXXX
--------------------------	---------------------

SP26-DTBannerSweatpant (1)-4
1. No Color Assigned



DENIM TEARS	BOTTOMS: DT BANNER SWEATPANT	SEASON: SP26	DESIGNER: TINA
	FACTORY: FACTORY	COLLECTION: OUR LADY LIBERTY	VARIANTS: 3
COLORWAYS			



BLACK

SELF: BLACK
DRAWCORD: BLACK
EMBROIDERED EYELET: BLACK
STITCH: TONAL
FABRIC: DT CORE FLEECE



NAVY

SELF: NAVY
DRAWCORD: NAVY
EMBROIDERED EYELET: NAVY
STITCH: TONAL
FABRIC: DT CORE FLEECE

DENIM TEARS CONFIDENTIAL	UPDATED: XX/XX/XXXX
--------------------------	---------------------

SP26-DTBannerSweatpant (1)-2



DENIM TEARS

BOTTOMS: DT BANNER SWEATPANT

FACTORY: FACTORY


SEASON: SP26

COLLECTION: OUR LADY LIBERTY

DESIGNER: TINA

VARIANTS: 3

CONTRUCTION

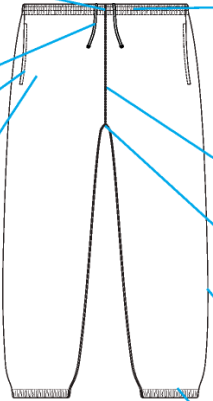


1/4" wide cotton drawcord w/
single knotted end

embroidered 5/8" eyelets
center to center in interior

single welt pocket
topstitch and bartacks at ends

pocket bag:
lining on top handside
self on palm side

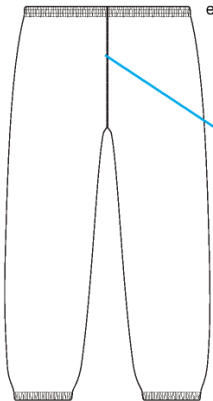


bendback WB
encased elastic with
drawcord
3 rows of single needle
topstitch evenly placed
created drawcord tunnel

1/4" split needle
coverstitch

no gusset

no side seam



bendback hem
encased elastic

1/4" split needle
coverstitch

DENIM TEARS CONFIDENTIAL

UPDATED: XX/XX/XXXX

SP26-DTBannerSweatpant (1)-3

Created with backbone

© Denim Tears

Page 6 of 13



DENIM TEARS	BOTTOMS: DT BANNER SWEATPANT	SEASON: SP26	DESIGNER: TINA
	FACTORY: FACTORY	COLLECTION: OUR LADY LIBERTY	VARIANTS: 3
ARTWORK PLACEMENT REFERENCE			

***MATCH THIS FOR PRINT QUALITY,
PRINT MUST BE APPLIED AFTER GARMENT CONSTRUCTION LIKE THIS, ONLY ON FRONT***



SP26-DTBannerSweatpant (1)-7



DENIM TEARS	BOTTOMS: DT BANNER SWEATPANT	SEASON: SP26	DESIGNER: TINA
	FACTORY: FACTORY	COLLECTION: OUR LADY LIBERTY	VARIANTS: 3

GRAPHICS

38" WIDE, 32.48" TALL

ARTWORK NOT @ 100% SCALE

DENIM TEARS CONFIDENTIAL	UPDATED: XX/XX/XXXX
--------------------------	---------------------



SP26-DTBannerSweatpant (1)-5



DENIM TEARS	BOTTOMS: DT BANNER SWEATPANT	SEASON: SP26	DESIGNER: TINA
	FACTORY: FACTORY	COLLECTION: OUR LADY LIBERTY	VARIANTS: 3
ARTWORK PLACEMENT & COLOR			

PLACE PRINT SIMILAR TO THIS



BODY	PRINT	
BLACK	BLACK FOIL	
NAVY	COPPER - PMS 8003 C	



Sample Size: M

POINT OF MEASURE	CODE	TOLERANCE	XS	S	M	L	XL	XXL
Waist @ WB Edge (Relaxed)	zvFIdU	3/8 in	0 in	0 in	15 1/4 in	0 in	0 in	0 in
Waist @ Edge (Extended)	90UTTm	3/8 in	0 in	0 in	22 in	0 in	0 in	0 in
WB Height	UBN6PW	1/8 in	0 in	0 in	1 7/8 in	0 in	0 in	0 in
Low Hip @ 8" Below WB Top Edge	git1Gu	3/8 in	0 in	0 in	23 1/4 in	0 in	0 in	0 in
Thigh @ 1" Below Crotch	X3rywO	1/4 in	0 in	0 in	14 3/4 in	0 in	0 in	0 in
Knee @ Half of Inseam	LC56eg	1/4 in	0 in	0 in	11 1/4 in	0 in	0 in	0 in
Leg Opening (Relaxed)	fQu0Dk	1/4 in	0 in	0 in	6 1/2 in	0 in	0 in	0 in
Leg Opening (Extended)	RCK0g	1/4 in	0 in	0 in	8 1/4 in	0 in	0 in	0 in
Turnback Height @ Leg Opening	AHYaQ2	1/8 in	0 in	0 in	1 in	0 in	0 in	0 in
Front Rise from WB Edge	0lk1vw	1/4 in	0 in	0 in	13 1/2 in	0 in	0 in	0 in
Back Rise from WB Edge	Uu3xDt	1/4 in	0 in	0 in	18 in	0 in	0 in	0 in
Inseam Length	RVmCjg	1/4 in	0 in	0 in	30 in	0 in	0 in	0 in
Outseam Length from WB Edge	YUbVae	1/4 in	0 in	0 in	41 3/4 in	0 in	0 in	0 in
Side Dart Pocket Placement Forward from Fold	iSMowj	1/8 in	0 in	0 in	1/2 in	0 in	0 in	0 in
Pocket Below WB Edge	pZyscG	1/8 in	0 in	0 in	3 in	0 in	0 in	0 in
Pocket Opening Length	ozon2y	1/8 in	0 in	0 in	7 in	0 in	0 in	0 in
Pocket Bag Width @ Bottom of Pocket Opening (Seam to Edge)	p36ZFb	1/4 in	0 in	0 in	8 1/4 in	0 in	0 in	0 in
Pocket Bag Height from Bottom of WB to Edge	4wOAyH	1/4 in	0 in	0 in	11 3/4 in	0 in	0 in	0 in
Drawcord Drop at WB (Exposed Length)	xmREXa	1/4 in	0 in	0 in	9 in	0 in	0 in	0 in
Distance Between Buttonholes/Eyelets at WB (Extended)	EWHyux	1/4 in	0 in	0 in	2 in	0 in	0 in	0 in



9/5 design notes - Genny Mayden

CREATED ON SEP 8, 2025 5:09 PM

- STRIKEOFFS:
 - make the gold in gold foil, not print. Needs to be shiny
 - make the black in mono - black with black foil



Fitting 9.5.25 - Freelance Account

CREATED ON SEP 15, 2025 9:04 PM

FIT/PATTERN

****Follow the provided reference block pattern **SWEATPANTS WITH CUFF** for fit**

****Pattern has 0% shrinkage**

CONSTRUCTION/WORKMANSHIP

****Remove Front Fly**

****Move drawcord/eyelets inside of the waistband**

****Finish the following seams with 1/4" split needle top stitch (bottom coverstitch):**

- Front and back rises
- Please keep each side of the seam flat without bumps - see image below for the finish reference

Thanks,



Split Needle Finish.jpg