



DT Virginia Overlock Stitch Hoodie - Style #SS26THD1423

Mens, Pull Over Hoodie, Spring/Summer, 2026

Summary
11-14-2025

DENIM TEARS	OUTERWEAR: HOOD ZIP HOODIE	SEASON: SP26	DESIGNER: BRYCE
	FACTORY: FACTORY	COLLECTION: OUR LADY LIBERTY	VARIANTS: 3
SKETCH			



Name	DT Virginia Overlock Stitch Hoodie
Style No.	SS26THD1423
Description	DT Virginia Overlock Stitch Hoodie
Division	Mens
Category	Pull Over Hoodie
Season	Spring/Summer
Year	2026
Size Scale	M -Sample size

XS S M L XL XXL

Created by/Author	11/14/2025
	Genny Mayden
	genny@denimtears.com

DENIM TEARS CONFIDENTIAL	UPDATED: XX/XX/XXXX
--------------------------	---------------------

DT Virginia Overlock Stitch Hoodie



DENIM TEARS				Determine the number of tears		Determine the number of tears	
Determine the number of tears				Determine the number of tears		Determine the number of tears	
TEAR	PLACEMENT	QUANTITY	SIZE	COLORWAY 1	COLORWAY 2	COLORWAY 3	
TEAR 1	PLACEMENT 1	QUANTITY 1	SIZE 1	COLORWAY 1 1	COLORWAY 2 1	COLORWAY 3 1	
TEAR 2	PLACEMENT 2	QUANTITY 2	SIZE 2	COLORWAY 1 2	COLORWAY 2 2	COLORWAY 3 2	
TEAR 3	PLACEMENT 3	QUANTITY 3	SIZE 3	COLORWAY 1 3	COLORWAY 2 3	COLORWAY 3 3	
TEAR 4	PLACEMENT 4	QUANTITY 4	SIZE 4	COLORWAY 1 4	COLORWAY 2 4	COLORWAY 3 4	
TEAR 5	PLACEMENT 5	QUANTITY 5	SIZE 5	COLORWAY 1 5	COLORWAY 2 5	COLORWAY 3 5	
TEAR 6	PLACEMENT 6	QUANTITY 6	SIZE 6	COLORWAY 1 6	COLORWAY 2 6	COLORWAY 3 6	
TEAR 7	PLACEMENT 7	QUANTITY 7	SIZE 7	COLORWAY 1 7	COLORWAY 2 7	COLORWAY 3 7	
TEAR 8	PLACEMENT 8	QUANTITY 8	SIZE 8	COLORWAY 1 8	COLORWAY 2 8	COLORWAY 3 8	
TEAR 9	PLACEMENT 9	QUANTITY 9	SIZE 9	COLORWAY 1 9	COLORWAY 2 9	COLORWAY 3 9	
TEAR 10	PLACEMENT 10	QUANTITY 10	SIZE 10	COLORWAY 1 10	COLORWAY 2 10	COLORWAY 3 10	
TEAR 11	PLACEMENT 11	QUANTITY 11	SIZE 11	COLORWAY 1 11	COLORWAY 2 11	COLORWAY 3 11	
TEAR 12	PLACEMENT 12	QUANTITY 12	SIZE 12	COLORWAY 1 12	COLORWAY 2 12	COLORWAY 3 12	
TEAR 13	PLACEMENT 13	QUANTITY 13	SIZE 13	COLORWAY 1 13	COLORWAY 2 13	COLORWAY 3 13	
TEAR 14	PLACEMENT 14	QUANTITY 14	SIZE 14	COLORWAY 1 14	COLORWAY 2 14	COLORWAY 3 14	
TEAR 15	PLACEMENT 15	QUANTITY 15	SIZE 15	COLORWAY 1 15	COLORWAY 2 15	COLORWAY 3 15	
TEAR 16	PLACEMENT 16	QUANTITY 16	SIZE 16	COLORWAY 1 16	COLORWAY 2 16	COLORWAY 3 16	
TEAR 17	PLACEMENT 17	QUANTITY 17	SIZE 17	COLORWAY 1 17	COLORWAY 2 17	COLORWAY 3 17	
TEAR 18	PLACEMENT 18	QUANTITY 18	SIZE 18	COLORWAY 1 18	COLORWAY 2 18	COLORWAY 3 18	
TEAR 19	PLACEMENT 19	QUANTITY 19	SIZE 19	COLORWAY 1 19	COLORWAY 2 19	COLORWAY 3 19	
TEAR 20	PLACEMENT 20	QUANTITY 20	SIZE 20	COLORWAY 1 20	COLORWAY 2 20	COLORWAY 3 20	
TEAR 21	PLACEMENT 21	QUANTITY 21	SIZE 21	COLORWAY 1 21	COLORWAY 2 21	COLORWAY 3 21	
TEAR 22	PLACEMENT 22	QUANTITY 22	SIZE 22	COLORWAY 1 22	COLORWAY 2 22	COLORWAY 3 22	
TEAR 23	PLACEMENT 23	QUANTITY 23	SIZE 23	COLORWAY 1 23	COLORWAY 2 23	COLORWAY 3 23	
TEAR 24	PLACEMENT 24	QUANTITY 24	SIZE 24	COLORWAY 1 24	COLORWAY 2 24	COLORWAY 3 24	
TEAR 25	PLACEMENT 25	QUANTITY 25	SIZE 25	COLORWAY 1 25	COLORWAY 2 25	COLORWAY 3 25	
TEAR 26	PLACEMENT 26	QUANTITY 26	SIZE 26	COLORWAY 1 26	COLORWAY 2 26	COLORWAY 3 26	
TEAR 27	PLACEMENT 27	QUANTITY 27	SIZE 27	COLORWAY 1 27	COLORWAY 2 27	COLORWAY 3 27	
TEAR 28	PLACEMENT 28	QUANTITY 28	SIZE 28	COLORWAY 1 28	COLORWAY 2 28	COLORWAY 3 28	
TEAR 29	PLACEMENT 29	QUANTITY 29	SIZE 29	COLORWAY 1 29	COLORWAY 2 29	COLORWAY 3 29	
TEAR 30	PLACEMENT 30	QUANTITY 30	SIZE 30	COLORWAY 1 30	COLORWAY 2 30	COLORWAY 3 30	
TEAR 31	PLACEMENT 31	QUANTITY 31	SIZE 31	COLORWAY 1 31	COLORWAY 2 31	COLORWAY 3 31	
TEAR 32	PLACEMENT 32	QUANTITY 32	SIZE 32	COLORWAY 1 32	COLORWAY 2 32	COLORWAY 3 32	
TEAR 33	PLACEMENT 33	QUANTITY 33	SIZE 33	COLORWAY 1 33	COLORWAY 2 33	COLORWAY 3 33	
TEAR 34	PLACEMENT 34	QUANTITY 34	SIZE 34	COLORWAY 1 34	COLORWAY 2 34	COLORWAY 3 34	
TEAR 35	PLACEMENT 35	QUANTITY 35	SIZE 35	COLORWAY 1 35	COLORWAY 2 35	COLORWAY 3 35	
TEAR 36	PLACEMENT 36	QUANTITY 36	SIZE 36	COLORWAY 1 36	COLORWAY 2 36	COLORWAY 3 36	
TEAR 37	PLACEMENT 37	QUANTITY 37	SIZE 37	COLORWAY 1 37	COLORWAY 2 37	COLORWAY 3 37	
TEAR 38	PLACEMENT 38	QUANTITY 38	SIZE 38	COLORWAY 1 38	COLORWAY 2 38	COLORWAY 3 38	
TEAR 39	PLACEMENT 39	QUANTITY 39	SIZE 39	COLORWAY 1 39	COLORWAY 2 39	COLORWAY 3 39	
TEAR 40	PLACEMENT 40	QUANTITY 40	SIZE 40	COLORWAY 1 40	COLORWAY 2 40	COLORWAY 3 40	
TEAR 41	PLACEMENT 41	QUANTITY 41	SIZE 41	COLORWAY 1 41	COLORWAY 2 41	COLORWAY 3 41	
TEAR 42	PLACEMENT 42	QUANTITY 42	SIZE 42	COLORWAY 1 42	COLORWAY 2 42	COLORWAY 3 42	

Download this template

Printed document

1. No Color Assigned

Style Color Code Not Set

Carryover/New	Not Set
---------------	---------



DENIM TEARS	OUTERWEAR: H005 ZIP HOODIE	SEASON: SP26	DESIGNER: BRYCE
	FACTORY: FACTORY	COLLECTION: OUR LADY LIBERTY	VARIANTS: 3
SKETCH			



DENIM TEARS CONFIDENTIAL	UPDATED: XX/XX/XXXX
--------------------------	---------------------

SP26-H005_Hoodie_8-1



DENIM TEARS	OUTERWEAR: H005 ZIP HOODIE	SEASON: SP26	DESIGNER: BRYCE
	FACTORY: FACTORY	COLLECTION: OUR LADY LIBERTY	VARIANTS: 3
COLORWAYS			



NAVY

SELF: NAVY
RIBBING: NAVY
STITCH: TONAL
EMBROIDERED EYELET: NAVY
DRAWCORD: NAVY



HEATHER GRAY

SELF: HEATHER GRAY
RIBBING: HEATHER GRAY
STITCH: TONAL
EMBROIDERED EYELET: GRAY
DRAWCORD: GRAY



RED

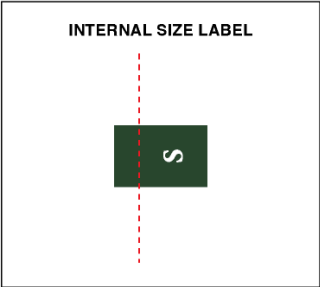
SELF: RED
RIBBING: RED
STITCH: TONAL
EMBROIDERED EYELET: RED
DRAWCORD: RED

DENIM TEARS CONFIDENTIAL	UPDATED: XX/XX/XXXX
--------------------------	---------------------























SP26-H005_Hoodie_8-2



TRIMS



TSHIRT-STANDARD-BLOCK-2

DENIM TEARS				OUTERWEAR: H005 ZIP HOODIE	SEASON: SP26	DESIGNER: BRYCE
				FACTORY: FACTORY	COLLECTION: OUR LADY LIBERTY	VARIANTS: 3
COLOR & QUALITY STANDARDS						
ITEM	PLACEMENT	QUANTITY	SIZE	COLORWAY 1	COLORWAY 2	COLORWAY 3
100% COTTON - XXXX	SELF A: MAIN BODY			 NAVY - NAVY BLAZER 19-3923 TCX	 HEATHER GRAY	 RED - CHINESE RED 18-1663 TCX
2X1KNIT RIB- XXXX	SELF B: SLEEVE CUFF & HEM			 NAVY - NAVY BLAZER 19-3923 TCX	 HEATHER GRAY	 RED - CHINESE RED 18-1663 TCX
BASKETWEAVE FLAT DRAWCORD - 100% HIGH DENSITY COTTON	TRIM A: HOOD	1	1/4" WIDE	 NAVY - NAVY BLAZER 19-3923 TCX	 HEATHER GRAY	 RED - CHINESE RED 18-1663 TCX
ZIPPER TEETH & PULL - YKK METAL OPEN END	TRIM B: CENTER FRONT	1	#5	 NICKEL	 NICKEL	 NICKEL
ZIPPER TAPE	TRIM B: CENTER FRONT	1		 DTM NAVY	 DTM GRAY	 DTM RED
TWILL TAPE - 100% COTTON	TRIM C: BACK NECK 	1	3/8" WIDE	 DTM NAVY	 DTM GRAY	 DTM RED
THREAD 1:	SELF A: MAIN BODY, EMBROIDERED EYELET, BNT			 DTM NAVY	 DTM GRAY	 DTM RED
WASH:	GARMENT			*MATCH SENT REFERENCE FOR WASH*	*MATCH SENT REFERENCE FOR WASH*	*MATCH SENT REFERENCE FOR WASH*

DENIM TEARS CONFIDENTIAL

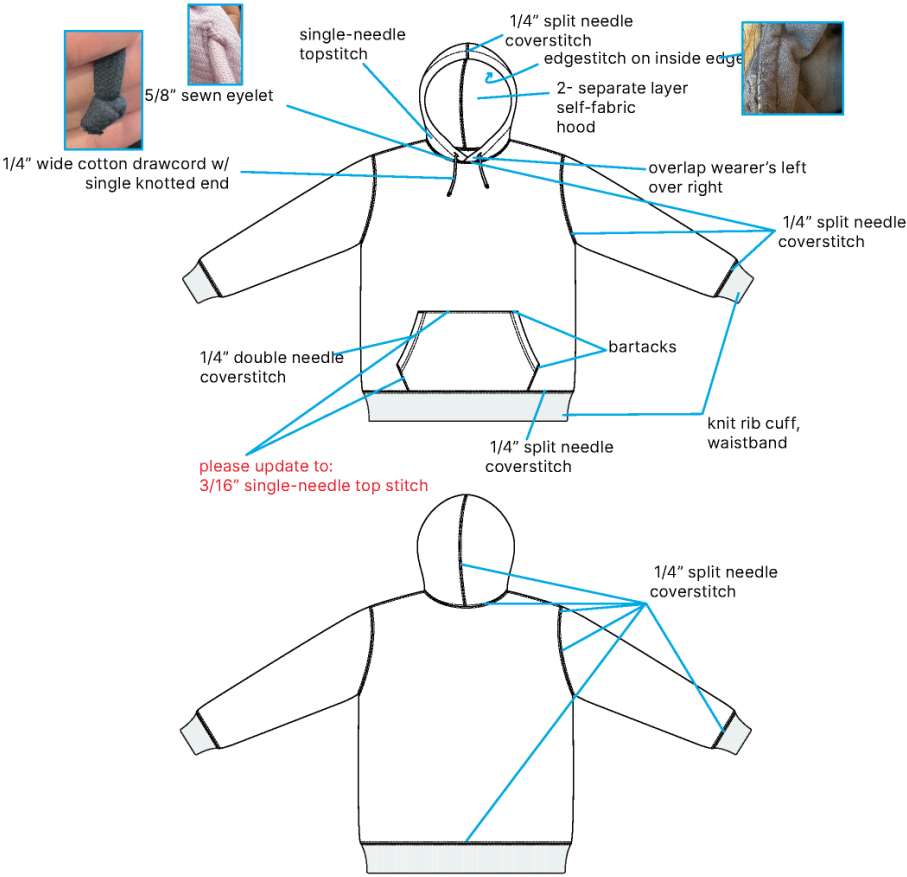
UPDATED: XX/XX/XXXX

SP26-H005_Hoodie_8-4

1. No Color Assigned



DENIM TEARS	OUTERWEAR: H005 ZIP HOODIE	SEASON: SP26	DESIGNER: BRYCE
	FACTORY: FACTORY	COLLECTION: OUR LADY LIBERTY	VARIANTS: 3
CONSTRUCTION			



DENIM TEARS CONFIDENTIAL	UPDATED: XX/XX/XXXX
--------------------------	---------------------

SP26-H005_Hoodie_8-3



DENIM TEARS

OUTERWEAR: H005 ZIP HOODIE

SEASON: SP26

DESIGNER: BRYCE

FACTORY: FACTORY

COLLECTION: OUR LADY LIBERTY

VARIANTS: 3

GRAPHICS

PLASTISOL SCREENPRINT
12.6" WIDE, 6.25" TALL

VIRGINIA

COLOR A (STROKE)

COLOR B (FILL)

ARTWORK NOT @ 100% SCALE

COLORWAY	COLOR A	COLOR B
	 BLACK - PMS BLACK C	 RED - PMS 2034 C
	 BLACK - PMS BLACK C	 RED - PMS 2034 C
	 BLACK - PMS BLACK C	 WHITE - PMS WHITE

DENIM TEARS CONFIDENTIAL

UPDATED: XX/XX/XXXX


SP26-H005_Hoodie_8-5



DENIM TEARS	OUTERWEAR: H005 ZIP HOODIE	SEASON: SP26	DESIGNER: BRYCE
	FACTORY: FACTORY	COLLECTION: OUR LADY LIBERTY	VARIANTS: 3

GRAPHICS

SCREENPRINT:
13" WIDE, 6.64" TALL




ARTWORK NOT @ 100% SCALE

DENIM TEARS CONFIDENTIAL

UPDATED: XX/XX/XXXX

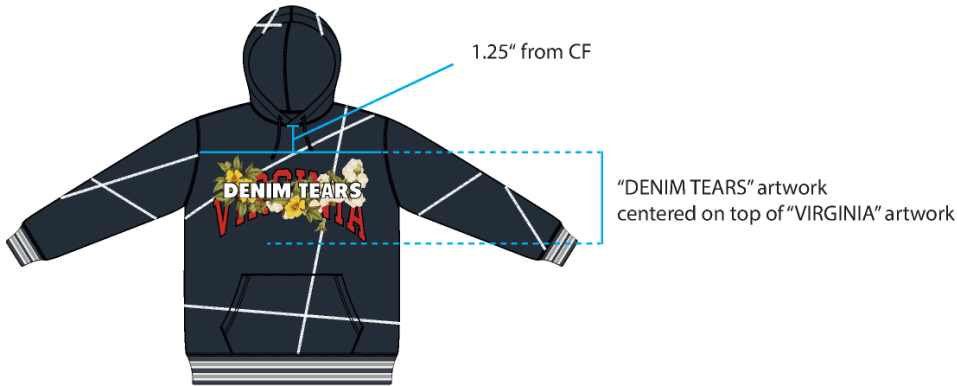
SP26-H005_Hoodie_8-6



SP26-H005_Hoodie_8-7



DENIM TEARS	OUTERWEAR: H005 ZIP HOODIE	SEASON: SP26	DESIGNER: BRYCE
	FACTORY: FACTORY	COLLECTION: OUR LADY LIBERTY	VARIANTS: 3
ARTWORK PLACEMENT			




DENIM TEARS CONFIDENTIAL	UPDATED: XX/XX/XXXX
--------------------------	---------------------

SP26-H005_Hoodie_8-8



DENIM TEARS	OUTERWEAR: H005 ZIP HOODIE	SEASON: SP26	DESIGNER: BRYCE
	FACTORY: FACTORY	COLLECTION: OUR LADY LIBERTY	VARIANTS: 3
ARTWORK PLACEMENT			



COLORWAY	FLATLOCK STITCH COLOR
	 WHITE FLATLOCK STITCH
	 RED FLATLOCK STITCH
	 WHITE FLATLOCK STITCH



DENIM TEARS CONFIDENTIAL	UPDATED: XX/XX/XXXX
--------------------------	---------------------

SP26-H005_Hoodie_8-9

Sample Size: M

POINT OF MEASURE	CODE	TOLERANCE	XS	S	M	L	XL	XXL
Body Length from CB Neck	L51T0o	1/4 in	0 in	0 in	26 1/2 in	0 in	0 in	0 in
Front Body Length from HPS	Cmnd2Q	1/4 in	0 in	0 in	27 1/2 in	0 in	0 in	0 in
Shoulder Seam Forward	xgRDFB	1/8 in	0 in	0 in	1/2 in	0 in	0 in	0 in
Shoulder Drop from HPS	wQ4qr9	1/8 in	0 in	0 in	2 5/8 in	0 in	0 in	0 in
Shoulder Width (Sm to Sm)	Rt4BS0	1/4 in	0 in	0 in	23 in	0 in	0 in	0 in
Across Front @ 6" Blw HPS	KBgWIO	1/4 in	0 in	0 in	21 1/2 in	0 in	0 in	0 in
Across Back @ 6" Blw HPS	vxCJU5	1/4 in	0 in	0 in	22 in	0 in	0 in	0 in
Chest @ 1" Blw Armhole	zuEYg1	3/8 in	0 in	0 in	25 1/4 in	0 in	0 in	0 in
Bottom Sweep @ 1" Above Cuff Seam	E40dli	3/8 in	0 in	0 in	24 1/4 in	0 in	0 in	0 in
Bottom Sweep @ Edge	tKiZ6U	3/8 in	0 in	0 in	19 3/4 in	0 in	0 in	0 in
Cuff Height @ Sweep	lqURGW	1/8 in	0 in	0 in	2 5/8 in	0 in	0 in	0 in
Sleeve Length From CB Neck to Cuff Edge (3-Point Measurement)	A4qCGQ	3/8 in	0 in	0 in	36 in	0 in	0 in	0 in
Armhole Straight (Sm to Sm)	hkBlb8	1/4 in	0 in	0 in	10 1/2 in	0 in	0 in	0 in
Bicep @ 1" Blw Armhole	ZFbGfF	1/4 in	0 in	0 in	10 1/4 in	0 in	0 in	0 in
Elbow @ Half of Inseam (Excl Cuff)	0R4AXC	1/4 in	0 in	0 in	8 1/4 in	0 in	0 in	0 in
Sleeve Opening @ 1" Above Cuff Seam	08zjxU	1/4 in	0 in	0 in	6 1/4 in	0 in	0 in	0 in
Sleeve Opening on Edge	evuF23	1/8 in	0 in	0 in	4 1/8 in	0 in	0 in	0 in
Sleeve Cuff Height	cHRgwT	1/8 in	0 in	0 in	2 5/8 in	0 in	0 in	0 in
Neck Width @ HPS (Sm to Sm)	mKoBax	1/8 in	0 in	0 in	9 1/2 in	0 in	0 in	0 in
Front Neck Drop (HPS to CF Neck Sm)	TjF8iY	1/8 in	0 in	0 in	3 5/8 in	0 in	0 in	0 in
Back Neck Drop (HPS to CB Neck Sm)	30zyGo	1/8 in	0 in	0 in	1 in	0 in	0 in	0 in
Hood Height @ Opening (from CF Neck to Top Edge)	y7RXJh	1/8 in	0 in	0 in	15 3/4 in	0 in	0 in	0 in
Hood Height @ HPS	CilGYS	1/4 in	0 in	0 in	14 1/4 in	0 in	0 in	0 in
Hood Width @ 5" Blw Top Edge	LmTEaK	1/8 in	0 in	0 in	11 in	0 in	0 in	0 in
CB Hood Length @ Seam from Cb Neck	qFhICD	1/4 in	0 in	0 in	21 3/4 in	0 in	0 in	0 in
Hood Tunnel Height @ Opening	Rlm51r	1/8 in	0 in	0 in	1 in	0 in	0 in	0 in
CF Hood Overlap	mmcXcR	1/8 in	0 in	0 in	1 in	0 in	0 in	0 in
Eyelet Placement from CF Neck Seam to Bottom of Eyelet	eg7iqD	1/8 in	0 in	0 in	1 in	0 in	0 in	0 in
Drawcord Drop (Exposed Amount)	LYUV3t	1/4 in	0 in	0 in	7 in	0 in	0 in	0 in
Kangaroo Pocket Height at CF	p1IVGD	1/8 in	0 in	0 in	8 1/4 in	0 in	0 in	0 in
Kangaroo Pocket Height at Sides	12Tsf3	1/8 in	0 in	0 in	3 in	0 in	0 in	0 in
Kangaroo Pocket Width @ Top	jVnS5b	1/4 in	0 in	0 in	11 1/4 in	0 in	0 in	0 in
Kangaroo Pocket Width @ Cuff Seam	IUOYrC	1/4 in	0 in	0 in	15 1/4 in	0 in	0 in	0 in
Kangaroo Pocket Width @ Widest	cBw4Tr	1/4 in	0 in	0 in	16 1/2 in	0 in	0 in	0 in
Kangaroo Pocket Opening Length (Bartack to Bartack)	dE6swY	1/8 in	0 in	0 in	5 3/4 in	0 in	0 in	0 in
Turnback Height @ Pocket Opening (Incl DNTS)	aP6A1l	1/8 in	0 in	0 in	3/4 in	0 in	0 in	0 in

Measured Size: M

POINT OF MEASURE	CODE	TOLERANCE	EXPECTED	2ND PROTO - RCVD	VARIANCE	ADJUST BY +/-	REVISED SPEC	MEASUREMENT NOTES	MEASUREMENT STATUS
Body Length from CB Neck	L51T0o	1/4 in	26 1/2 in	27 in	1/2 in	0 in	26 1/2 in		Back To Spec
Front Body Length from HPS	Cmnd2Q	1/4 in	27 1/2 in	28 in	1/2 in	0 in	27 1/2 in		Back To Spec
Shoulder Seam Forward	xgRDFB	1/8 in	1/2 in	1/2 in	0 in	0 in	1/2 in		-
Shoulder Drop from HPS	wQ4qr9	1/8 in	2 5/8 in	2 5/8 in	0 in	0 in	2 5/8 in		-
Shoulder Width (Sm to Sm)	Rt4BS0	1/4 in	23 in	23 in	0 in	0 in	23 in		-
Across Front @ 6" Blw HPS	KBgWIO	1/4 in	21 1/2 in	21 1/2 in	0 in	0 in	21 1/2 in		-
Across Back @ 6" Blw HPS	vxCJU5	1/4 in	22 in	0 in	0 in	0 in	22 in		-
Chest @ 1" Blw Armhole	zuEYg1	3/8 in	25 1/4 in	25 1/8 in	-1/8 in	0 in	25 1/4 in		-
Bottom Sweep @ 1" Above Cuff Seam	E40dli	3/8 in	24 1/4 in	24 3/8 in	1/8 in	0 in	24 1/4 in		-
Bottom Sweep @ Edge	tKtZ6U	3/8 in	19 3/4 in	20 in	1/4 in	0 in	19 3/4 in		Back To Spec
Cuff Height @ Sweep	lqURGW	1/8 in	2 5/8 in	2 5/8 in	0 in	0 in	2 5/8 in		-
Sleeve Length From CB Neck to Cuff Edge (3-Point Measurement)	A4qCGQ	3/8 in	36 1/2 in	37 in	1/2 in	-1/2 in	36 in	Reduce -1"	See New Value
Armhole Straight (Sm to Sm)	hkBlb8	1/4 in	10 1/2 in	10 in	-1/2 in	0 in	10 1/2 in		Back To Spec
Bicep @ 1" Blw Armhole	ZFbGfF	1/4 in	10 1/4 in	9 3/4 in	-1/2 in	0 in	10 1/4 in		Back To Spec
Elbow @ Half of Inseam (Excl Cuff)	0R4AXC	1/4 in	8 1/4 in	8 1/8 in	-1/8 in	0 in	8 1/4 in		-
Sleeve Opening @ 1" Above Cuff Seam	08zjxU	1/4 in	6 1/4 in	6 1/4 in	0 in	0 in	6 1/4 in		-
Sleeve Opening on Edge	evuF23	1/8 in	4 1/8 in	4 1/8 in	0 in	0 in	4 1/8 in		-
Sleeve Cuff Height	cHRgwT	1/8 in	2 5/8 in	2 5/8 in	0 in	0 in	2 5/8 in		-
Neck Width @ HPS (Sm to Sm)	mKoBax	1/8 in	9 1/2 in	9 1/2 in	0 in	0 in	9 1/2 in		-
Front Neck Drop (HPS to CF Neck Sm)	TjF8iY	1/8 in	3 5/8 in	3 3/4 in	1/8 in	0 in	3 5/8 in		-
Back Neck Drop (HPS to CB Neck Sm)	30zyGo	1/8 in	1 in	1 in	0 in	0 in	1 in		-
Hood Height @ Opening (from CF Neck to Top Edge)	y7RXJh	1/8 in	15 3/4 in	15 5/8 in	-1/8 in	0 in	15 3/4 in		-
Hood Height @ HPS	CilGYS	1/4 in	14 1/4 in	14 in	-1/4 in	0 in	14 1/4 in		Back To Spec
Hood Width @ 5" Blw Top Edge	LmTEaK	1/8 in	11 in	11 in	0 in	0 in	11 in		-
CB Hood Length @ Seam from Cb Neck	qFhICD	1/4 in	21 3/4 in	21 1/2 in	-1/4 in	0 in	21 3/4 in		Within Tolerance
Hood Tunnel Height @ Opening	Rlm51r	1/8 in	1 in	1 in	0 in	0 in	1 in		-
CF Hood Overlap	mmcXcR	1/8 in	1 in	1 in	0 in	0 in	1 in		-
Eyelet Placement from CF Neck Seam to Bottom of Eyelet	eg7iqD	1/8 in	1 in	1 1/8 in	1/8 in	0 in	1 in		-
Drawcord Drop (Exposed Amount)	LYUV3t	1/4 in	7 in	7 in	0 in	0 in	7 in		-
Kangaroo Pocket Height at CF	p1lVGD	1/8 in	8 1/4 in	8 in	-1/4 in	0 in	8 1/4 in		Back To Spec
Kangaroo Pocket Height at Sides	12Ts3	1/8 in	3 in	3 1/4 in	1/4 in	0 in	3 in		Back To Spec
Kangaroo Pocket Width @ Top	jVnS5b	1/4 in	11 1/4 in	11 1/4 in	0 in	0 in	11 1/4 in		-
Kangaroo Pocket Width @ Cuff Seam	IUOYrC	1/4 in	15 1/4 in	15 1/4 in	0 in	0 in	15 1/4 in		-
Kangaroo Pocket Width @ Widest	cBw4Tr	1/4 in	16 1/2 in	16 1/2 in	0 in	0 in	16 1/2 in		-
Kangaroo Pocket Opening Length (Bartack to Bartack)	dE6swY	1/8 in	5 3/4 in	5 1/2 in	-1/4 in	0 in	5 3/4 in		Back To Spec
Turnback Height @ Pocket Opening (Incl DNTS)	aP6A1I	1/8 in	3/4 in	3/4 in	0 in	0 in	3/4 in		-



Fitting 9.5.25 - Misha Strelnikov

CREATED ON SEP 12, 2025 8:24 PM

FIT/PATTERN

****Follow the provided reference block pattern "PULLOVER HOODIE" for fit**

****Pattern has 0% shrinkage**

CONSTRUCTION/WORKMANSHIP

****Make SS26 season construction updates on the hood (this applies to all SS26 hoodies):**

- Revise hood to have CB Seam instead of the dart> CB Hood Seam from back neck seam to hood opening
- Add seam at the hood opening and finish with single needle edge stitch on the interior to hold the seam allowances in place
- Increase Tunnel Width to 1"

****Finish the following seams with 1/4" split needle top stitch (bottom coverstitch):**

- CB hood seam
- Front/back seams> NO tape at back neck
- Shoulder seams
- Armholes
- Seams @ Sleeve and Bottom Opening Cuffs
- Please keep each side of the seam flat without bumps - see image below for the finish reference

Thanks,



Split Needle Finish.jpg



PPS PHẢI ĐÚNG THEO THÔNG SỐ

Fitting 10.30.25 - Misha Strelnikov

CREATED ON OCT 31, 2025 2:57 PM

****PPS MUST BE ON SPEC**

FIT/PATTERN

1) Reduce Body Length -1/2"

2) Body Width looks good

- reduce cuff opening width -1/4" to meet target spec

3) Armhole/ Sleeve:

- drop Armhole and increase Bicep +1/2" to meet target specs
- reduce Sleeve Length to finish at 36"

4) Hood:

- hood height at HPS is missing -1/4"> please stay on spec

5) Kangaroo Pocket:

- increase pocket height at center +1/4" to meet target spec
- reduce pocket height at sides -1/4"> it should be at 3", not taller

CONSTRUCTION/WORKMANSHIP - see photo comments

1) Hood:

- tack hood layers at HPS level and below the crown at mid hood

2) Kangaroo Pocket:

- top and side edges should be finished w/ 3/16" single needle top stitch to create a lip (on proto it's 1/8" SNTS)
- double needle top stitch at pocket opening needs to be wider at 1/4" (on proto it's @ 3/16")

3) The vertical coverlock stitch at back panel needs to be more diagonal> please follow the sketch for correct placement

KẾT CẤU/ TAY NGHỀ MAY – xem hình đính kèm

Thanks,

Nón

- cố định các lớp nón tại vị trí đỉnh vai và phía dưới nếp gấp ở giữa nón bằng dây câu

Túi Kangaroo:

- mép trên và mép bên túi cần may kết thúc bằng đường may kim đơn 3/16" để tạo gờ (hiện trên mẫu thử là 1/8" SNTS)
- đường may đôi trên miệng túi cần rộng 1/4" (hiện trên mẫu thử là 3/16")
- Đường may đánh bông dọc tại panel lưng cần xéo hơn → vui lòng xem sketch để đặt đúng vị trí

FIT/PATTERN (Form/Dáng – Rập)

Giảm chiều dài thân áo -1/2"

Chiều rộng thân áo nhìn ổn

- giảm độ mở cổ tay -1/4" để đạt thông số yêu cầu

Vòng nách/ Tay áo:

- hạ vòng nách và tăng bắp tay +1/2" để đạt thông số

- giảm chiều dài tay còn 36"

Non:

chiều cao nón tại đỉnh vai bị thiếu -1/4" → vui lòng giữ đúng theo thông số

Túi Kangaroo:

- tăng chiều cao túi ở giữa +1/4" để đạt thông số

- giảm chiều cao túi ở 2 bên -1/4" → phải là 3", không cao hơn



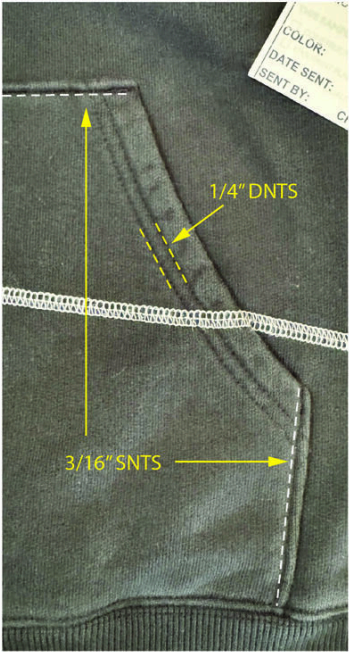

SS26THD1423 DT Virginia Overlock Stitch Hoodie - 2nd proto




SS26THD1423 DT Virginia Overlock Stitch Hoodie - 2nd proto-01.jpg



SS26THD1423 DT Virginia Overlock Stitch Hoodie - 2nd proto



VERTICAL BACK STITCH
NEEDS TO BE MORE DIAGONAL



SS26THD1423 DT Virginia Overlock Stitch Hoodie - 2nd proto-02.jpg