



DT Virginia Overlock Stitch Hoodie - Style #SS26THD1423

Mens, Pull Over Hoodie, Spring/Summer, 2026

Summary

09-16-2025

DENIM TEARS	OUTERWEAR: H005 ZIP HOODIE	SEASON: SP26	DESIGNER: BRYCE
	FACTORY: FACTORY	COLLECTION: OUR LADY LIBERTY	VARIANTS: 3
SKETCH			



Name	DT Virginia Overlock Stitch Hoodie
Style No.	SS26THD1423
Description	DT Virginia Overlock Stitch Hoodie
Division	Mens
Category	Pull Over Hoodie
Season	Spring/Summer
Year	2026
Size Scale	M -Sample size

XS S M L XL XXL

Created by/Author	9/16/2025
	Genny Mayden
	genny@denimtears.com

DENIM TEARS CONFIDENTIAL

UPDATED: XX/XX/XXXX

DT Virginia Overlock Stitch Hoodie



1. No Color Assigned

Style Color Code	Not Set
Carryover/New	Not Set



DENIM TEARS	OUTERWEAR: H005 ZIP HOODIE	SEASON: SP26	DESIGNER: BRYCE
	FACTORY: FACTORY	COLLECTION: OUR LADY LIBERTY	VARIANTS: 3
SKETCH			



DENIM TEARS CONFIDENTIAL	UPDATED: XX/XX/XXXX
--------------------------	---------------------

SP26-H005_Hoodie_8-1



DENIM TEARS	OUTERWEAR: H005 ZIP HOODIE	SEASON: SP26	DESIGNER: BRYCE
	FACTORY: FACTORY	COLLECTION: OUR LADY LIBERTY	VARIANTS: 3
COLORWAYS			



BLACK

SELF: BLACK
RIBBING: BLACK
STITCH: TONAL
EMBROIDERED EYELET: BLACK
DRAWCORD: BLACK



HEATHER GRAY

SELF: HEATHER GRAY
RIBBING: HEATHER GRAY
STITCH: TONAL
EMBROIDERED EYELET: GRAY
DRAWCORD: GRAY

























RED

SELF: RED
RIBBING: RED
STITCH: TONAL
EMBROIDERED EYELET: RED
DRAWCORD: RED

DENIM TEARS CONFIDENTIAL	UPDATED: XX/XX/XXXX
--------------------------	---------------------

SP26-H005_Hoodie_8-2

DENIM TEARS				OUTERWEAR: H005 ZIP HOODIE		SEASON: SP26	DESIGNER: BRYCE
				FACTORY: FACTORY		COLLECTION: OUR LADY LIBERTY	VARIANTS: 3
COLOR & QUALITY STANDARDS							
ITEM	PLACEMENT	QUANTITY	SIZE	COLORWAY 1	COLORWAY 2	COLORWAY 3	
100% COTTON - XXXX	SELF A: MAIN BODY			 BLACK - JET BLACK 19-0303 TCX	 HEATHER GRAY	 RED - CHINESE RED 18-1663 TCX	
2X1KNIT RIB- XXXX	SELF B: SLEEVE CUFF & HEM			 BLACK - JET BLACK 19-0303 TCX	 HEATHER GRAY	 RED - CHINESE RED 18-1663 TCX	
BASKETWEAVE FLAT DRAWCORD - 100% HIGH DENSITY COTTON	TRIM A: HOOD	1	1/4" WIDE	 BLACK - JET BLACK 19-0303 TCX	 HEATHER GRAY	 RED - CHINESE RED 18-1663 TCX	
ZIPPER TEETH & PULL - YKK METAL OPEN END	TRIM B: CENTER FRONT	1	#5	 NICKEL	 NICKEL	 NICKEL	
ZIPPER TAPE	TRIM B: CENTER FRONT	1		 DTM BLACK	 DTM GRAY	 DTM RED	
TWILL TAPE - 100% COTTON	TRIM C: BACK NECK 	1	3/8" WIDE	 DTM BLACK	 DTM GRAY	 DTM RED	
THREAD 1:	SELF A: MAIN BODY, EMBROIDERED EYELET, BNT			 DTM BLACK	 DTM GRAY	 DTM RED	
WASH:	GARMENT			*MATCH SENT REFERENCE FOR WASH*	*MATCH SENT REFERENCE FOR WASH*	*MATCH SENT REFERENCE FOR WASH*	

DENIM TEARS CONFIDENTIAL

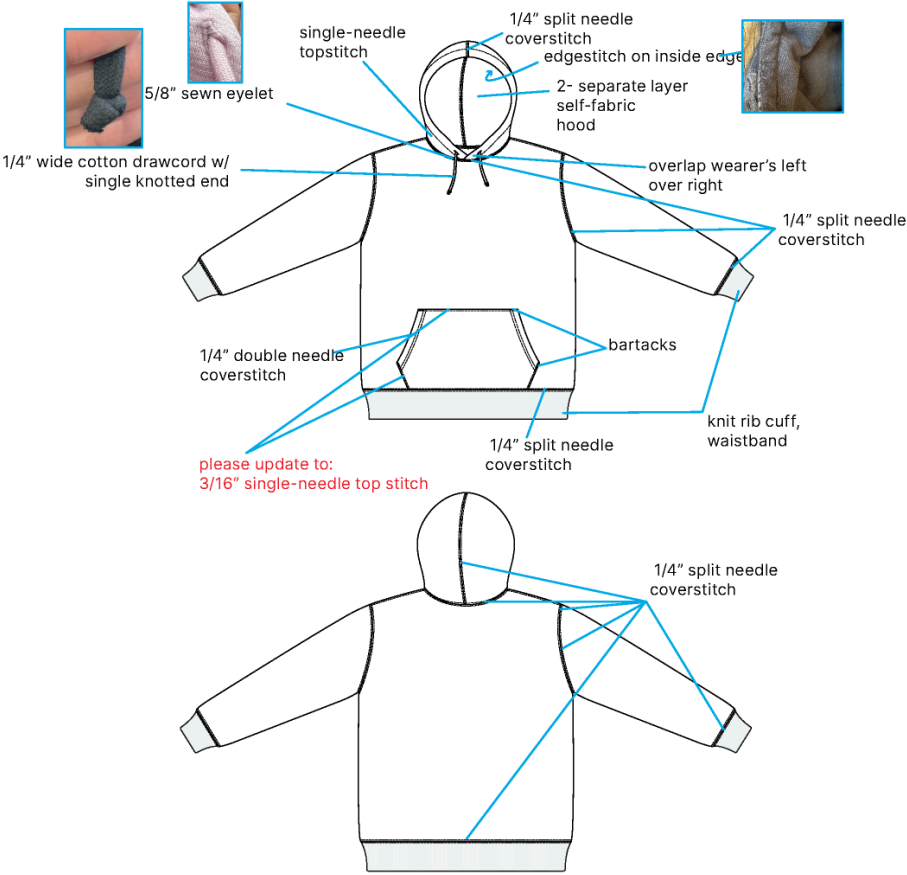
UPDATED: XX/XX/XXXX

SP26-H005_Hoodie_8-4

1. No Color Assigned



DENIM TEARS	OUTERWEAR: H005 ZIP HOODIE	SEASON: SP26	DESIGNER: BRYCE
	FACTORY: FACTORY	COLLECTION: OUR LADY LIBERTY	VARIANTS: 3
CONSTRUCTION			

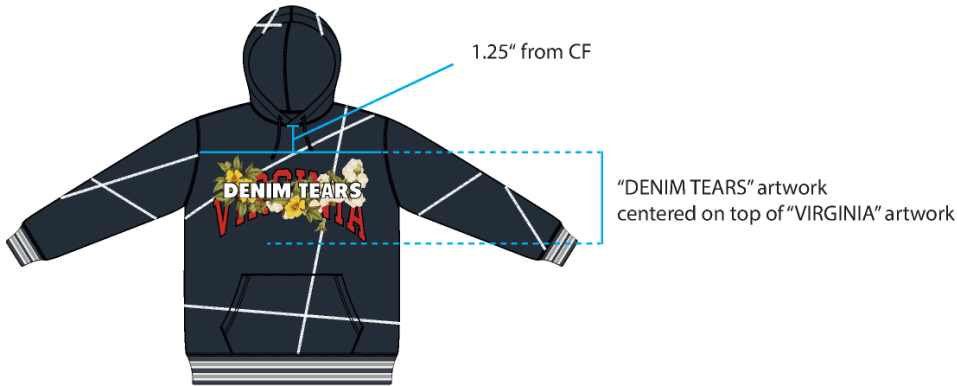


DENIM TEARS CONFIDENTIAL	UPDATED: XX/XX/XXXX
--------------------------	---------------------

SP26-H005_Hoodie_8-3



DENIM TEARS	OUTERWEAR: H005 ZIP HOODIE	SEASON: SP26	DESIGNER: BRYCE
	FACTORY: FACTORY	COLLECTION: OUR LADY LIBERTY	VARIANTS: 3
ARTWORK PLACEMENT			



DENIM TEARS CONFIDENTIAL	UPDATED: XX/XX/XXXX
--------------------------	---------------------

SP26-H005_Hoodie_8-8



DENIM TEARS

OUTERWEAR: H005 ZIP HOODIE

SEASON: SP26

DESIGNER: BRYCE

FACTORY: FACTORY

COLLECTION: OUR LADY LIBERTY

VARIANTS: 3

GRAPHICS

PLASTISOL SCREENPRINT
12.6" WIDE, 6.25" TALL

VIRGINIA

COLOR A (STROKE)

COLOR B (FILL)

ARTWORK NOT @ 100% SCALE

COLORWAY	COLOR A	COLOR B
	 BLACK - PMS BLACK C	 RED - PMS 2034 C
	 BLACK - PMS BLACK C	 RED - PMS 2034 C
	 BLACK - PMS BLACK C	 WHITE - PMS WHITE

DENIM TEARS CONFIDENTIAL

UPDATED: XX/XX/XXXX


SP26-H005_Hoodie_8-5



DENIM TEARS	OUTERWEAR: H005 ZIP HOODIE	SEASON: SP26	DESIGNER: BRYCE
	FACTORY: FACTORY	COLLECTION: OUR LADY LIBERTY	VARIANTS: 3

GRAPHICS

SCREENPRINT:
13" WIDE, 6.64" TALL




ARTWORK NOT @ 100% SCALE

DENIM TEARS CONFIDENTIAL

UPDATED: XX/XX/XXXX

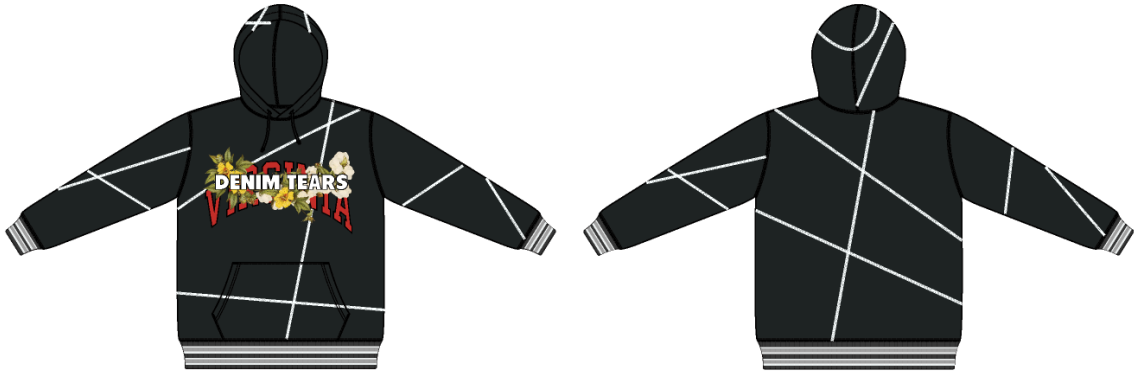
SP26-H005_Hoodie_8-6



SP26-H005_Hoodie_8-7



DENIM TEARS	OUTERWEAR: H005 ZIP HOODIE	SEASON: SP26	DESIGNER: BRYCE
	FACTORY: FACTORY	COLLECTION: OUR LADY LIBERTY	VARIANTS: 3
ARTWORK PLACEMENT			



COLORWAY	FLATLOCK STITCH COLOR
	 WHITE FLATLOCK STITCH
	 RED FLATLOCK STITCH
	 WHITE FLATLOCK STITCH



DENIM TEARS CONFIDENTIAL	UPDATED: XX/XX/XXXX
--------------------------	---------------------

SP26-H005_Hoodie_8-9

Sample Size: M

POINT OF MEASURE	CODE	TOLERANCE	XS	S	M	L	XL	XXL
Body Length from CB Neck	L51T0o	1/4 in	0 in	0 in	26 1/2 in	0 in	0 in	0 in
Front Body Length from HPS	Cmnd2Q	1/4 in	0 in	0 in	27 1/2 in	0 in	0 in	0 in
Shoulder Seam Forward	xgRDFB	1/8 in	0 in	0 in	1/2 in	0 in	0 in	0 in
Shoulder Drop from HPS	wQ4qr9	1/8 in	0 in	0 in	2 5/8 in	0 in	0 in	0 in
Shoulder Width (Sm to Sm)	Rt4BS0	1/4 in	0 in	0 in	23 in	0 in	0 in	0 in
Across Front @ 6" Blw HPS	KBgWIO	1/4 in	0 in	0 in	21 1/2 in	0 in	0 in	0 in
Across Back @ 6" Blw HPS	vxCJU5	1/4 in	0 in	0 in	22 in	0 in	0 in	0 in
Chest @ 1" Blw Armhole	zuEYg1	3/8 in	0 in	0 in	25 1/4 in	0 in	0 in	0 in
Bottom Sweep @ 1" Above Cuff Seam	E40dli	3/8 in	0 in	0 in	24 1/4 in	0 in	0 in	0 in
Bottom Sweep @ Edge	tKiZ6U	3/8 in	0 in	0 in	19 3/4 in	0 in	0 in	0 in
Cuff Height @ Sweep	lqURGW	1/8 in	0 in	0 in	2 5/8 in	0 in	0 in	0 in
Sleeve Length From CB Neck to Cuff Edge (3-Point Measurement)	A4qCGQ	3/8 in	0 in	0 in	36 1/2 in	0 in	0 in	0 in
Armhole Straight (Sm to Sm)	hkBlb8	1/4 in	0 in	0 in	10 1/2 in	0 in	0 in	0 in
Bicep @ 1" Blw Armhole	ZFbGfF	1/4 in	0 in	0 in	10 1/4 in	0 in	0 in	0 in
Elbow @ Half of Inseam (Excl Cuff)	0R4AXC	1/4 in	0 in	0 in	8 1/4 in	0 in	0 in	0 in
Sleeve Opening @ 1" Above Cuff Seam	08zjxU	1/4 in	0 in	0 in	6 1/4 in	0 in	0 in	0 in
Sleeve Opening on Edge	evuF23	1/8 in	0 in	0 in	4 1/8 in	0 in	0 in	0 in
Sleeve Cuff Height	cHRgwT	1/8 in	0 in	0 in	2 5/8 in	0 in	0 in	0 in
Neck Width @ HPS (Sm to Sm)	mKoBax	1/8 in	0 in	0 in	9 1/2 in	0 in	0 in	0 in
Front Neck Drop (HPS to CF Neck Sm)	TjF8iY	1/8 in	0 in	0 in	3 5/8 in	0 in	0 in	0 in
Back Neck Drop (HPS to CB Neck Sm)	30zyGo	1/8 in	0 in	0 in	1 in	0 in	0 in	0 in
Hood Height @ Opening (from CF Neck to Top Edge)	y7RXJh	1/8 in	0 in	0 in	15 3/4 in	0 in	0 in	0 in
Hood Height @ HPS	CilGYS	1/4 in	0 in	0 in	14 1/4 in	0 in	0 in	0 in
Hood Width @ 5" Blw Top Edge	LmTEaK	1/8 in	0 in	0 in	11 in	0 in	0 in	0 in
CB Hood Length @ Seam from Cb Neck	qFhICD	1/4 in	0 in	0 in	21 3/4 in	0 in	0 in	0 in
Hood Tunnel Height @ Opening	Rlm51r	1/8 in	0 in	0 in	1 in	0 in	0 in	0 in
CF Hood Overlap	mmcXcR	1/8 in	0 in	0 in	1 in	0 in	0 in	0 in
Eyelet Placement from CF Neck Seam to Bottom of Eyelet	eg7iqD	1/8 in	0 in	0 in	1 in	0 in	0 in	0 in
Drawcord Drop (Exposed Amount)	LYUV3t	1/4 in	0 in	0 in	7 in	0 in	0 in	0 in
Kangaroo Pocket Height at CF	p1IVGD	1/8 in	0 in	0 in	8 1/4 in	0 in	0 in	0 in
Kangaroo Pocket Height at Sides	12Tsf3	1/8 in	0 in	0 in	3 in	0 in	0 in	0 in
Kangaroo Pocket Width @ Top	jVnS5b	1/4 in	0 in	0 in	11 1/4 in	0 in	0 in	0 in
Kangaroo Pocket Width @ Cuff Seam	IUOYrC	1/4 in	0 in	0 in	15 1/4 in	0 in	0 in	0 in
Kangaroo Pocket Width @ Widest	cBw4Tr	1/4 in	0 in	0 in	16 1/2 in	0 in	0 in	0 in
Kangaroo Pocket Opening Length (Bartack to Bartack)	dE6swY	1/8 in	0 in	0 in	5 3/4 in	0 in	0 in	0 in
Turnback Height @ Pocket Opening (Incl DNTS)	aP6A1l	1/8 in	0 in	0 in	3/4 in	0 in	0 in	0 in



Fitting 9.5.25 - Freelance Account

CREATED ON SEP 12, 2025 8:24 PM

FIT/PATTERN

****Follow the provided reference block pattern "PULLOVER HOODIE" for fit**

****Pattern has 0% shrinkage**

CONSTRUCTION/WORKMANSHIP

****Make SS26 season construction updates on the hood (this applies to all SS26 hoodies):**

- Revise hood to have CB Seam instead of the dart> CB Hood Seam from back neck seam to hood opening
- Add seam at the hood opening and finish with single needle edge stitch on the interior to hold the seam allowances in place
- Increase Tunnel Width to 1"

****Finish the following seams with 1/4" split needle top stitch (bottom coverstitch):**

- CB hood seam
- Front/back seams> NO tape at back neck
- Shoulder seams
- Armholes
- Seams @ Sleeve and Bottom Opening Cuffs
- Please keep each side of the seam flat without bumps - see image below for the finish reference

Thanks,



Split Needle Finish.jpg