



Seasonal Biblical Hoodie - Style #SS26THD1607

Spring/Summer, 2026

Summary
11-17-2025

DENIM TEARS	TOPS: SEASONAL BIBLICAL HOODIE	SEASON: SS26	DESIGNER:
	FACTORY: FACTORY	COLLECTION: DENIM TEARS SS26	VARIANTS: 2
COLORWAYS			



BLACK

SELF A: BLACK
RIBBING: BLACK
STITCH: TONAL
EMBROIDERED EYELET: BLACK



HEATHER GRAY

SELF A: HEATHER GRAY
RIBBING: HEATHER GRAY
STITCH: TONAL
EMBROIDERED EYELET: HEATHER GRAY

Name Seasonal Biblical Hoodie
Style No. SS26THD1607
Season Spring/Summer
Year 2026
Size Scale **M** -Sample size


XS **S** **M** **L** **XL** **XXL**

Factory Un-Available
Created by/Author 11/17/2025
Genny Mayden
genny@denimtears.com

DENIM TEARS CONFIDENTIAL

UPDATED: JULY/2025

Seasonal Biblical Hoodie



1. No Color Assigned

Style Color Code	Not Set
Carryover/New	Not Set



DENIM TEARS	TOPS: SEASONAL BIBLICAL HOODIE	SEASON: SS26	DESIGNER:
	FACTORY: FACTORY	COLLECTION: DENIM TEARS SS26	VARIANTS: 2
COLORWAYS			



BLACK

SELF A: BLACK
RIBBING: BLACK
STITCH: TONAL
EMBROIDERED EYELET: BLACK




HEATHER GRAY

SELF A: HEATHER GRAY
RIBBING: HEATHER GRAY
STITCH: TONAL
EMBROIDERED EYELET: HEATHER GRAY



DENIM TEARS	TOPS: SEASONAL BIBLICAL HOODIE	SEASON: SS26	DESIGNER:
	FACTORY: FACTORY	COLLECTION: DENIM TEARS SS26	VARIANTS: 2
COLOR & QUALITY STANDARDS			

ITEM	PLACEMENT	QT	SIZE	COLORWAY 1	COLORWAY 2	COLORWAY 3	COLORWAY 4	COLORWAY 5
100% COTTON - XXXX	SELF: A MAIN BODY			JET BLACK 19-00303 TCX	HEATHER GRAY			
2X1 KNIT RIB-XXXX	SELF B: SLEEVE CUFF + HEM			JET BLACK 19-00303 TCX	HEATHER GRAY			
BASKETWEAVE FLAT DRAWCORD - 100% HIGH DENSITY COTTON	TRIM A: HOOD	1	1/4" WIDE	JET BLACK 19-00303 TCX	HEATHER GRAY			
ZIPPER TEETH & PULL - YKK METAL OPEN END	TRIM B: CENTER FRONT	1	#5	NICKEL	NICKEL			
ZIPPER TAPE	TRIM C: BACK NECK	1		JET BLACK 19-00303 TCX	HEATHER GRAY			
TWILL TAPE - 100% COTTON	TRIM C: BACK NECK 	1	3/8" WIDE	JET BLACK 19-00303 TCX	HEATHER GRAY			
THREAD 1	SELF A: MAIN BODY, EMBROIDERED EYELET BNT			JET BLACK 19-00303 TCX	HEATHER GRAY			
WASH	GARMENT			NO WASH	NO WASH			

DENIM TEARS CONFIDENTIAL	UPDATED: JULY/2025
--------------------------	--------------------

Seasonal Biblical Hoodie-SS26-3



TRIMS

WOVEN LABEL

"TO BE EDGE STITCHED ALL AROUND IF GARMENT IS LINED"

INTERNAL SIZE LABEL

CONSTRUCTION

*****NOT SHOWN TO SCALE

HANG TAG

HOODIE-TRIM-SIMPLE-BLOCK-2



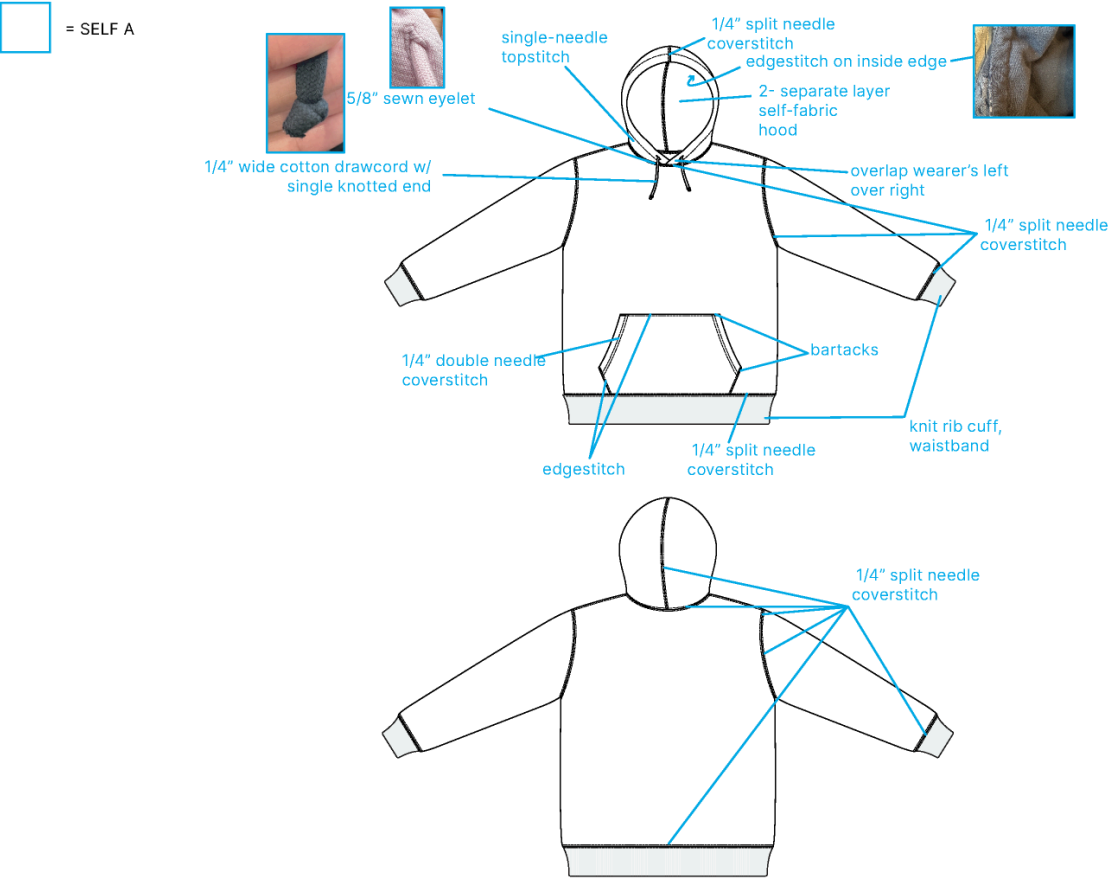
SEASONAL-BIBLICAL-TEE-SS26-FLORAL GFX-1



SEASONAL-BIBLICAL-TEE-SS26-MAIN GFX-1



DENIM TEARS	TOPS: SEASONAL BIBLICAL HOODIE	SEASON: SS26	DESIGNER:
	FACTORY: FACTORY	COLLECTION: DENIM TEARS SS26	VARIANTS: 2
CONSTRUCTION			



DENIM TEARS CONFIDENTIAL	UPDATED: JULY/2025
--------------------------	--------------------


Seasonal Biblical Hoodie-SS26-2



DENIM TEARS	TOPS: SEASONAL BIBLICAL HOODIE	SEASON: SS26	DESIGNER:
	FACTORY: FACTORY	COLLECTION: DENIM TEARS SS26	VARIANTS: 2

GRAPHICS

6.7" W x 14.5" H



SEASONAL BIBLICAL TEE
TECHNIQUE: SCREENPRINT
CENTERED ON ON FRONT OF HOODIE
ARTWORK NOT @ 100% SCALE

DENIM TEARS CONFIDENTIAL

UPDATED: JULY/2025

Seasonal Biblical Hoodie-SS26-4



DENIM TEARS	TOPS: SEASONAL BIBLICAL HOODIE	SEASON: SS26	DESIGNER:
	FACTORY: FACTORY	COLLECTION: DENIM TEARS SS26	VARIANTS: 2

GRAPHICS

13.5" W x 6.49" H

DENIM TEARS FLOWER LONG WORDMARK
TECHNIQUE: SCREENPRINT
ON [BACK OF HOODIE](#)
ARTWORK NOT @ 100% SCALE

DENIM TEARS CONFIDENTIAL

UPDATED: JULY/2025

Seasonal Biblical Hoodie-SS26-5



Sample Size: M

POINT OF MEASURE	CODE	TOLERANCE	XS	S	M	L	XL	XXL
Body Length from CB Neck	L51T0o	1/4 in	0 in	0 in	26 1/2 in	0 in	0 in	0 in
Shoulder Seam Forward	xgRDFB	1/8 in	0 in	0 in	1/2 in	0 in	0 in	0 in
Shoulder Drop from HPS	wQ4qr9	1/8 in	0 in	0 in	2 5/8 in	0 in	0 in	0 in
Shoulder Width (Sm to Sm)	Rt4BS0	1/4 in	0 in	0 in	23 in	0 in	0 in	0 in
Across Front @ 6" Blw HPS	KBgWIO	1/4 in	0 in	0 in	21 1/2 in	0 in	0 in	0 in
Across Back @ 6" Blw HPS	vxCJU5	1/4 in	0 in	0 in	22 in	0 in	0 in	0 in
Chest @ 1" Blw Armhole	zuEYg1	3/8 in	0 in	0 in	25 1/4 in	0 in	0 in	0 in
Bottom Sweep @ 1" Above Cuff Seam	E40dli	3/8 in	0 in	0 in	24 1/4 in	0 in	0 in	0 in
Bottom Sweep @ Edge	tKtZ6U	3/8 in	0 in	0 in	19 3/4 in	0 in	0 in	0 in
Cuff Height @ Sweep	lqURGW	1/8 in	0 in	0 in	2 5/8 in	0 in	0 in	0 in
Sleeve Length From CB Neck to Cuff Edge (3-Point Measurement)	A4qCGQ	3/8 in	0 in	0 in	36 in	0 in	0 in	0 in
Armhole Straight (Sm to Sm)	hkBlb8	1/4 in	0 in	0 in	10 1/2 in	0 in	0 in	0 in
Bicep @ 1" Blw Armhole	ZFbGfF	1/4 in	0 in	0 in	10 1/4 in	0 in	0 in	0 in
Elbow @ Half of Inseam (Excl Cuff)	0R4AXC	1/4 in	0 in	0 in	8 1/4 in	0 in	0 in	0 in
Sleeve Opening @ 1" Above Cuff Seam	0BzjxU	1/4 in	0 in	0 in	6 1/4 in	0 in	0 in	0 in
Sleeve Opening on Edge	evuF23	1/8 in	0 in	0 in	4 1/8 in	0 in	0 in	0 in
Sleeve Cuff Height	cHRgwT	1/8 in	0 in	0 in	2 5/8 in	0 in	0 in	0 in
Neck Width @ HPS (Sm to Sm)	mKoBax	1/8 in	0 in	0 in	9 1/2 in	0 in	0 in	0 in
Front Neck Drop (HPS to CF Neck Sm)	TjF8iY	1/8 in	0 in	0 in	3 5/8 in	0 in	0 in	0 in
Back Neck Drop (HPS to CB Neck Sm)	30zyGo	1/8 in	0 in	0 in	1 in	0 in	0 in	0 in
Hood Height @ Opening (from CF Neck to Top Edge)	y7RXJh	1/8 in	0 in	0 in	15 3/4 in	0 in	0 in	0 in
Hood Height @ HPS	CilGYS	1/4 in	0 in	0 in	14 1/4 in	0 in	0 in	0 in
Hood Width @ 5" Blw Top Edge	LmTEaK	1/8 in	0 in	0 in	11 in	0 in	0 in	0 in
CB Hood Length @ Seam from Cb Neck	qFhICD	1/4 in	0 in	0 in	21 3/4 in	0 in	0 in	0 in
Hood Tunnel Height @ Opening	Rlm51r	1/8 in	0 in	0 in	1 in	0 in	0 in	0 in
CF Hood Overlap	mmcXcR	1/8 in	0 in	0 in	1 in	0 in	0 in	0 in
Eyelet Placement from CF Neck Seam to Bottom of Eyelet	eg7iqD	1/8 in	0 in	0 in	1 in	0 in	0 in	0 in
Drawcord Drop (Exposed Amount)	LYUV3t	1/4 in	0 in	0 in	7 in	0 in	0 in	0 in
Kangaroo Pocket Height at CF	p1IVGD	1/8 in	0 in	0 in	8 1/4 in	0 in	0 in	0 in
Kangaroo Pocket Height at Sides	12Tsf3	1/8 in	0 in	0 in	3 in	0 in	0 in	0 in
Kangaroo Pocket Width @ Top	jVnS5b	1/4 in	0 in	0 in	11 1/4 in	0 in	0 in	0 in
Kangaroo Pocket Width @ Cuff Seam	IUOYrC	1/4 in	0 in	0 in	15 1/4 in	0 in	0 in	0 in
Kangaroo Pocket Width @ Widest	cBw4Tr	1/4 in	0 in	0 in	16 1/2 in	0 in	0 in	0 in
Kangaroo Pocket Opening Length (Bartack to Bartack)	dE6swY	1/8 in	0 in	0 in	5 3/4 in	0 in	0 in	0 in
Turnback Height @ Pocket Opening (Incl DNTS)	aP6A1l	1/8 in	0 in	0 in	3/4 in	0 in	0 in	0 in



Measured Size: M

POINT OF MEASURE	CODE	TOLERANCE	EXPECTED	2ND PROTO - RCVD	VARIANCE	ADJUST BY +/-	REVISED SPEC	MEASUREMENT NOTES	MEASUREMENT STATUS
Body Length from CB Neck	L51T0o	1/4 in	26 1/2 in	26 5/8 in	1/8 in	0 in	26 1/2 in		-
Shoulder Seam Forward	xBRDFB	1/8 in	1/2 in	1/2 in	0 in	0 in	1/2 in		-
Shoulder Drop from HPS	wQ4qr9	1/8 in	2 5/8 in	3 in	3/8 in	0 in	2 5/8 in	ADJUST	Back To Spec
Shoulder Width (Sm to Sm)	Rt4BS0	1/4 in	23 in	23 1/4 in	1/4 in	0 in	23 in	STAY ON SPEC	Within Tolerance
Across Front @ 6" Blw HPS	KBgWIO	1/4 in	21 1/2 in	21 3/4 in	1/4 in	0 in	21 1/2 in	STAY ON SPEC	Within Tolerance
Across Back @ 6" Blw HPS	vxCJU5	1/4 in	22 in	22 1/4 in	1/4 in	0 in	22 in	STAY ON SPEC	Within Tolerance
Chest @ 1" Blw Armhole	zuEYg1	3/8 in	25 1/4 in	25 1/4 in	0 in	0 in	25 1/4 in		-
Bottom Sweep @ 1" Above Cuff Seam	E40dli	3/8 in	24 1/4 in	24 1/4 in	0 in	0 in	24 1/4 in		-
Bottom Sweep @ Edge	tKtZ6U	3/8 in	19 3/4 in	19 1/2 in	-1/4 in	0 in	19 3/4 in		Within Tolerance
Cuff Height @ Sweep	lqURGW	1/8 in	2 5/8 in	2 3/4 in	1/8 in	0 in	2 5/8 in		Back To Spec
Sleeve Length From CB Neck to Cuff Edge (3-Point Measurement)	A4qCGQ	3/8 in	36 1/2 in	36 1/2 in	0 in	-1/2 in	36 in	REDUCE -1/2"	See New Value
Armhole Straight (Sm to Sm)	hkBlb8	1/4 in	10 1/2 in	10 1/4 in	-1/4 in	0 in	10 1/2 in	ADJUST	Back To Spec
Bicep @ 1" Blw Armhole	ZFbGFf	1/4 in	10 1/4 in	10 in	-1/4 in	0 in	10 1/4 in	ADJUST	Back To Spec
Elbow @ Half of Inseam (Excl Cuff)	0R4AXC	1/4 in	8 1/4 in	8 1/4 in	0 in	0 in	8 1/4 in		-
Sleeve Opening @ 1" Above Cuff Seam	08zjxU	1/4 in	6 1/4 in	6 3/8 in	1/8 in	0 in	6 1/4 in		-
Sleeve Opening on Edge	evuF23	1/8 in	4 1/8 in	4 1/8 in	0 in	0 in	4 1/8 in		-
Sleeve Cuff Height	cHRgwT	1/8 in	2 5/8 in	2 5/8 in	0 in	0 in	2 5/8 in		-
Neck Width @ HPS (Sm to Sm)	mKoBax	1/8 in	9 1/2 in	9 1/2 in	0 in	0 in	9 1/2 in		-
Front Neck Drop (HPS to CF Neck Sm)	TjF8iY	1/8 in	3 5/8 in	3 3/4 in	1/8 in	0 in	3 5/8 in		-
Back Neck Drop (HPS to CB Neck Sm)	30zyGo	1/8 in	1 in	1 in	0 in	0 in	1 in		-
Hood Height @ Opening (from CF Neck to Top Edge)	y7RXJh	1/8 in	15 3/4 in	15 3/4 in	0 in	0 in	15 3/4 in		-
Hood Height @ HPS	CilGYS	1/4 in	14 1/4 in	14 in	-1/4 in	0 in	14 1/4 in	ADJUST	Back To Spec
Hood Width @ 5" Blw Top Edge	LmTEaK	1/8 in	11 in	11 in	0 in	0 in	11 in		-
CB Hood Length @ Seam from Cb Neck	qFhICD	1/4 in	21 3/4 in	21 1/2 in	-1/4 in	0 in	21 3/4 in		-
Hood Tunnel Height @ Opening	Rlm51r	1/8 in	1 in	1 in	0 in	0 in	1 in		-
CF Hood Overlap	mmcXcR	1/8 in	1 in	1 in	0 in	0 in	1 in		-
Eyelet Placement from CF Neck Seam to Bottom of Eyelet	eg7iqD	1/8 in	1 in	1 1/8 in	1/8 in	0 in	1 in		-
Drawcord Drop (Exposed Amount)	LYUV3t	1/4 in	7 in	7 in	0 in	0 in	7 in		-
Kangaroo Pocket Height at CF	p1IVGD	1/8 in	8 1/4 in	8 in	-1/4 in	0 in	8 1/4 in	ADJUST	Back To Spec
Kangaroo Pocket Height at Sides	12Tsf3	1/8 in	3 in	3 1/8 in	1/8 in	0 in	3 in		-
Kangaroo Pocket Width @ Top	jVnS5b	1/4 in	11 1/4 in	11 1/4 in	0 in	0 in	11 1/4 in		-
Kangaroo Pocket Width @ Cuff Seam	IUOYrC	1/4 in	15 1/4 in	15 1/8 in	-1/8 in	0 in	15 1/4 in		-
Kangaroo Pocket Width @ Widest	cBw4Tr	1/4 in	16 1/2 in	16 1/2 in	0 in	0 in	16 1/2 in		-
Kangaroo Pocket Opening Length (Bartack to Bartack)	dE6swY	1/8 in	5 3/4 in	5 5/8 in	-1/8 in	0 in	5 3/4 in		-
Turnback Height @ Pocket Opening (Incl DNTS)	aP6A1I	1/8 in	3/4 in	3/4 in	0 in	0 in	3/4 in		-



Fitting 9.5.25 - Misha Strelnikov

CREATED ON SEP 12, 2025 8:35 PM

FIT/PATTERN

**Follow the provided reference block pattern "PULLOVER HOODIE" for fit

**Pattern has 0% shrinkage

CONSTRUCTION/WORKMANSHIP

**Make SS26 season construction updates on the hood (this applies to all SS26 hoodies):

- Revise hood to have CB Seam instead of the dart> CB Hood Seam from back neck seam to hood opening
- Add seam at the hood opening and finish with single needle edge stitch on the interior to hold the seam allowances in place
- Increase Tunnel Width to 1"

**Finish the following seams with 1/4" split needle top stitch (bottom coverstitch):

- CB hood seam
- Front/back seams> NO tape at back neck
- Shoulder seams
- Armholes
- Seams @ Sleeve and Bottom Opening Cuffs
- Please keep each side of the seam flat without bumps - see image below for the finish reference

Thanks,



Split Needle Finish.jpg



Fitting 10.30.25 - Misha Strelnikov

CREATED ON NOV 12, 2025 4:58 PM

****APPROVED TO PPS**

**No fit photos

FIT/PATTERN

**Please , review Spec Page for discrepancies and correct pattern to meet target specs

**Note, we are reducing Sleeve Length -1/2" to finish at 36"

**Hood shape needs to be smoother at the crown - see photo comments> shave of 3/16"-1/4" from the crown

- hood height at HPS needs to be taller +1/4" to meet target spec

CONSTRUCTION/WORKMANSHIP

**Neck line at Front and Back needs to be finished with a SPLIT NEEDLE

**Tack hood layers at top of the hood at HPS level and at the mid-back below the crown

Thanks,

ĐƯỢC DUYỆT ĐỂ PPS

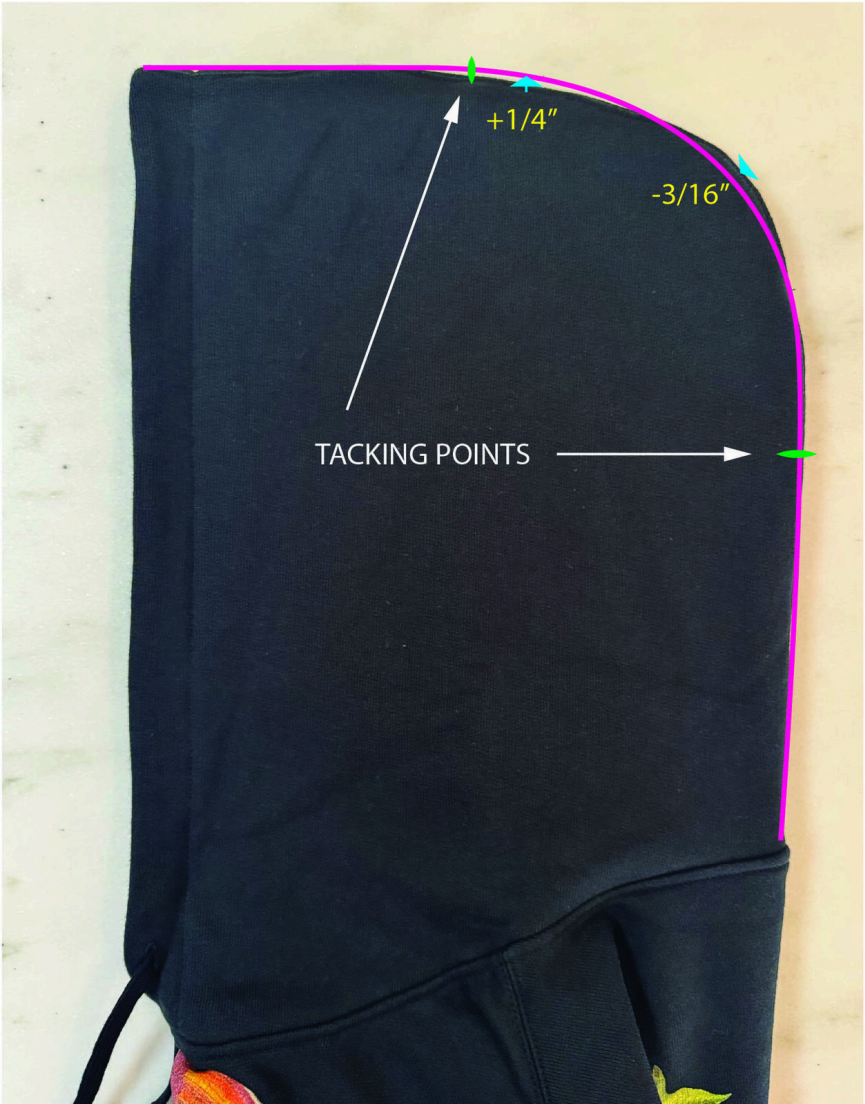
Không có ảnh fit

FIT/PATTERN (FIT/PATTERN – PHOM/DÁNG RẬP)

- Vui lòng xem lại Trang Thông Số (Spec Page) để kiểm tra sai lệch và điều chỉnh rập cho đúng với thông số mục tiêu
- Lưu ý: Chúng tôi giảm chiều dài tay áo đi -1/2" để hoàn chỉnh ở mức 36"
- Form nón cần mượt hơn ở phần đỉnh – xem nhận xét trong ảnh > gọt bớt 3/16"-1/4" ở phần đỉnh
 - chiều cao nón tại HPS (điểm cao nhất vai) cần tăng thêm +1/4" để đạt thông số mục tiêu

CONSTRUCTION/WORKMANSHIP (CẤU TRÚC/CHẤT LƯỢNG MAY)

- Đường cổ trước và sau cần được hoàn thiện bằng MŨI ĐIỀU 2 KIM
- Cổ định bằng dây câu tại 2 vị của nón như hình bên dưới



Biblical Hoodie - 2nd Proto.jpg