



Crest Applique Zip Hoodie - Style #SS26TZH1425

Mens, Zip Hoodie, Spring/Summer, 2026

Summary  
12-15-2025

SKETCH



Crest Applique Zip Hoodie

Name	Crest Applique Zip Hoodie
Style No.	SS26TZH1425
Description	Crest Applique Zip Hoodie
Division	Mens
Category	Zip Hoodie
Season	Spring/Summer
Year	2026
Size Scale	M -Sample size

XS S M L XL XXL

Created by/Author 12/15/2025  
Genny Mayden  
genny@denimtears.com



### 1. No Color Assigned

Style Color Code	Not Set
Carryover/New	Not Set



**Crest Applique Zip Hoodie - Style #SS26TZH1425**

Mens, Zip Hoodie, Spring/Summer, 2026

SKETCH



EMBLEM-ZIPUP HOODIE-1



COLOR STANDARDS



BROWN

SELF A: DK BROWN  
RIBBING: DK BROWN  
STITCH: TONAL  
EMBROIDERED EYELET: DK BROWN  
DRAWCORD: DK BROWN  
ZIPPER TAPE: DK BROWN  
ZIPPER TEETH + PULL: ANTIQUE BRASS

EMBLEM-ZIPUP HOODIE-3



## Crest Applique Zip Hoodie - Style #SS26TZH1425

Mens, Zip Hoodie, Spring/Summer, 2026

Images / uncategorized

12-15-2025

### PROTO COMMENTS

#### GRAPHIC

- PLEASE NUDGE CREST GRAPHIC A 1/4" DOWN, TO BE A TOTAL OF 1" BELOW CF NECK SEAM
- ADD THE SAME ANTIQUE DOME RIVETS FROM CENTER GRAPHIC ONTO OUTER HOOD AS PER CAD + 2/8" ABOVE CUFF SEAM
- +WAISTBAND
- ADD NEW "DENIMTEARS" GOTHIC GRAPHIC ONTO WL ARM AS PER PLACEMENT/GRAPHICSPECIFICATIONS
- UPDATE ZIPPER TEETH+PULL TO BE ANTIQUE BRASS.



EMBLEM-ZIPUP HOODIE-9



TRIMS

WOVEN LABEL

*\*TO BE EDGE STITCHED ALL AROUND IF GARMENT IS LINED\**

INTERNAL SIZE LABEL

CONSTRUCTION

\*\*\*\*\*NOT SHOWN TO SCALE









HANG TAG

T5 HOODIES

HOODIE-TRIM-BRASS-BLOCK-2




CONSTRUCTION

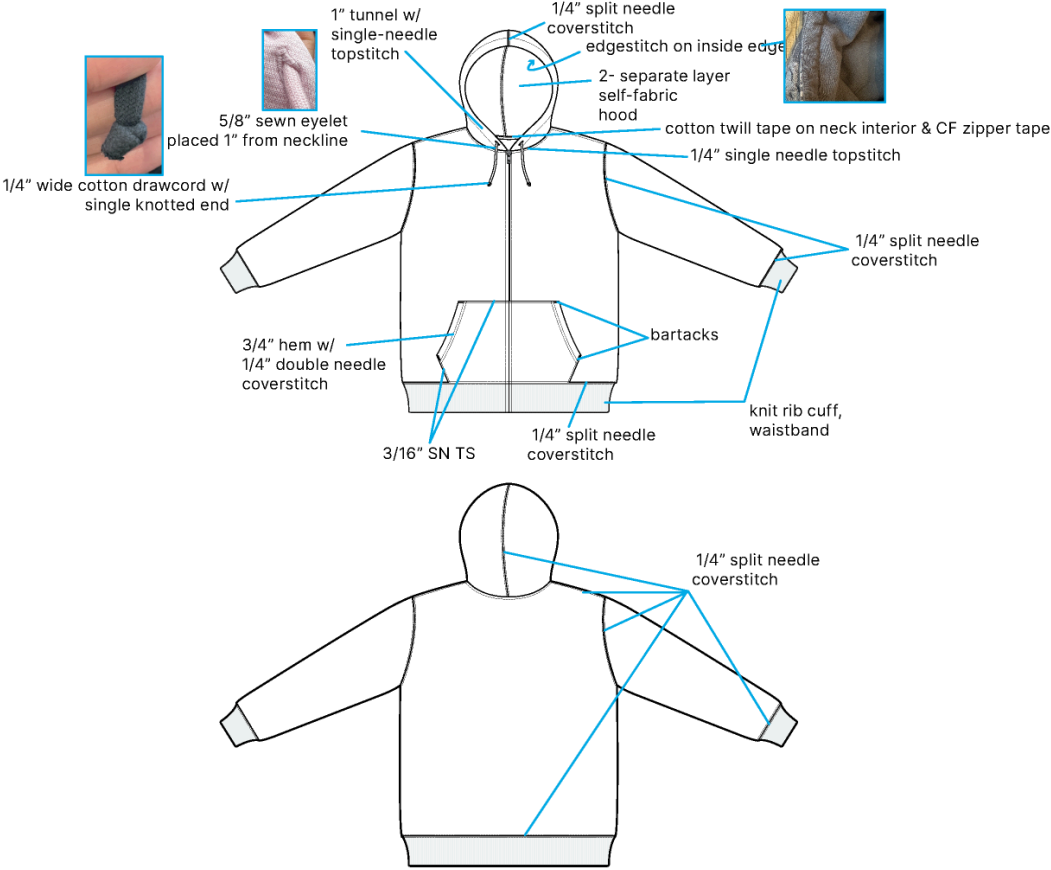
ITEM	PLACEMENT	QUANTITY	SIZE	COLORWAY 1	COLORWAY 2		
100% COTTON - XXXX	SELF A: MAIN BODY			 DK BROWN - PUCE 19-1518 TCX			
2X1KNIT RIB- XXXX	SELF B: SLEEVE CUFF & HEM			 DK BROWN - PUCE 19-1518 TCX			
BASKETWEAVE FLAT DRAWCORD - 100% HIGH DENSITY COTTON	TRIM A: HOOD	1	1/4" WIDE	 DK BROWN - PUCE 19-1518 TCX			
ZIPPER TEETH & PULL - YKK METAL OPEN END	TRIM B: CENTER FRONT	1	#5	 ANTIQUE BRASS			
ZIPPER TAPE	TRIM B: CENTER FRONT	1		 DTM DK BROWN			
TWILL TAPE - 100% COTTON	TRIM C: BACK NECK 	1	3/8" WIDE	 DTM DK BROWN			
THREAD 1:	SELF: MAIN BODY, EMBROIDERED EYELET, BNT			 DTM DK BROWN			
WASH:	GARMENT			45 MIN ENZYME WASH & SOFTENER & POTASSIUM SPRAY			

EMBLEM-ZIPUP HOODIE-4  
1. No Color Assigned



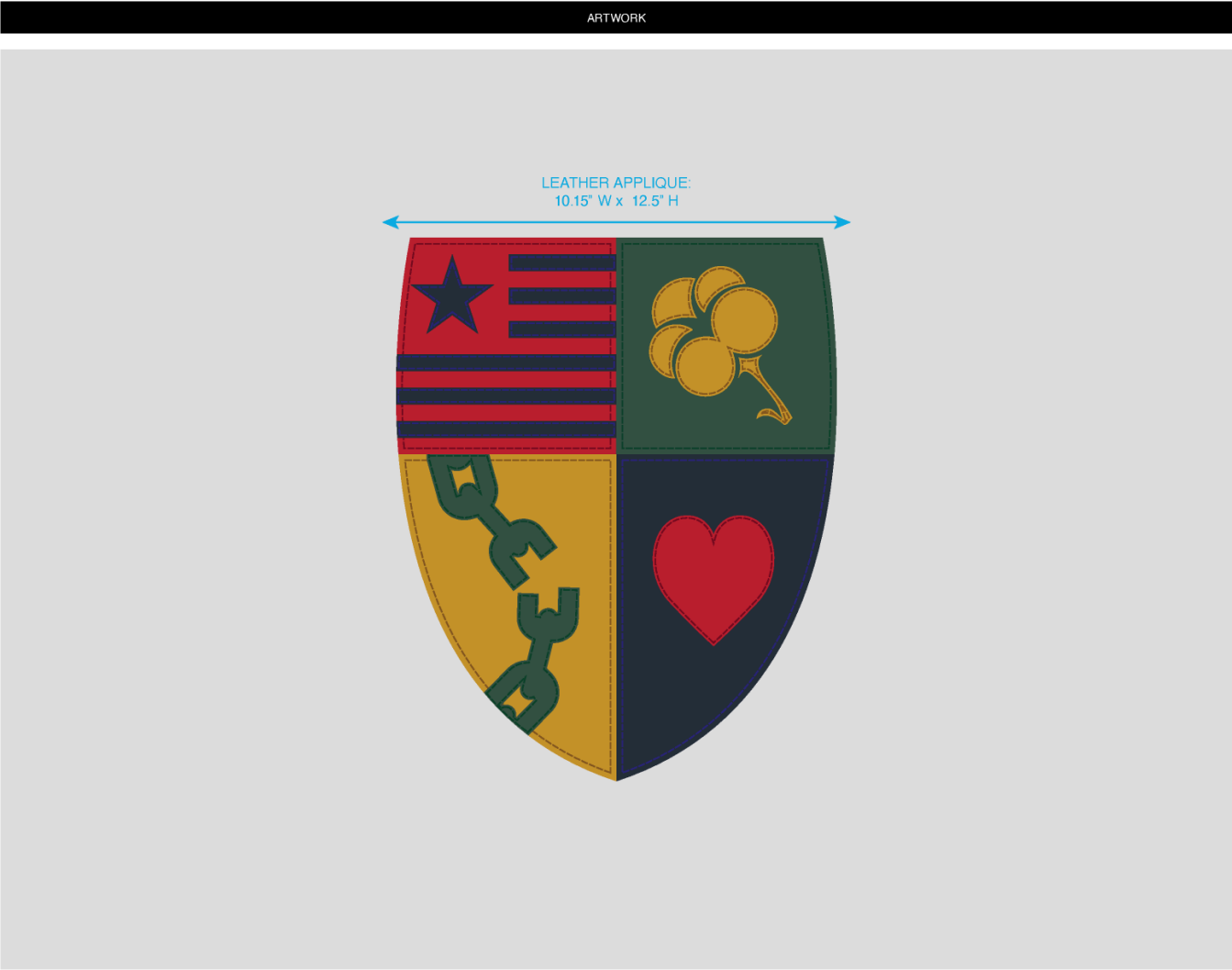
CONSTRUCTION

 = SELF A

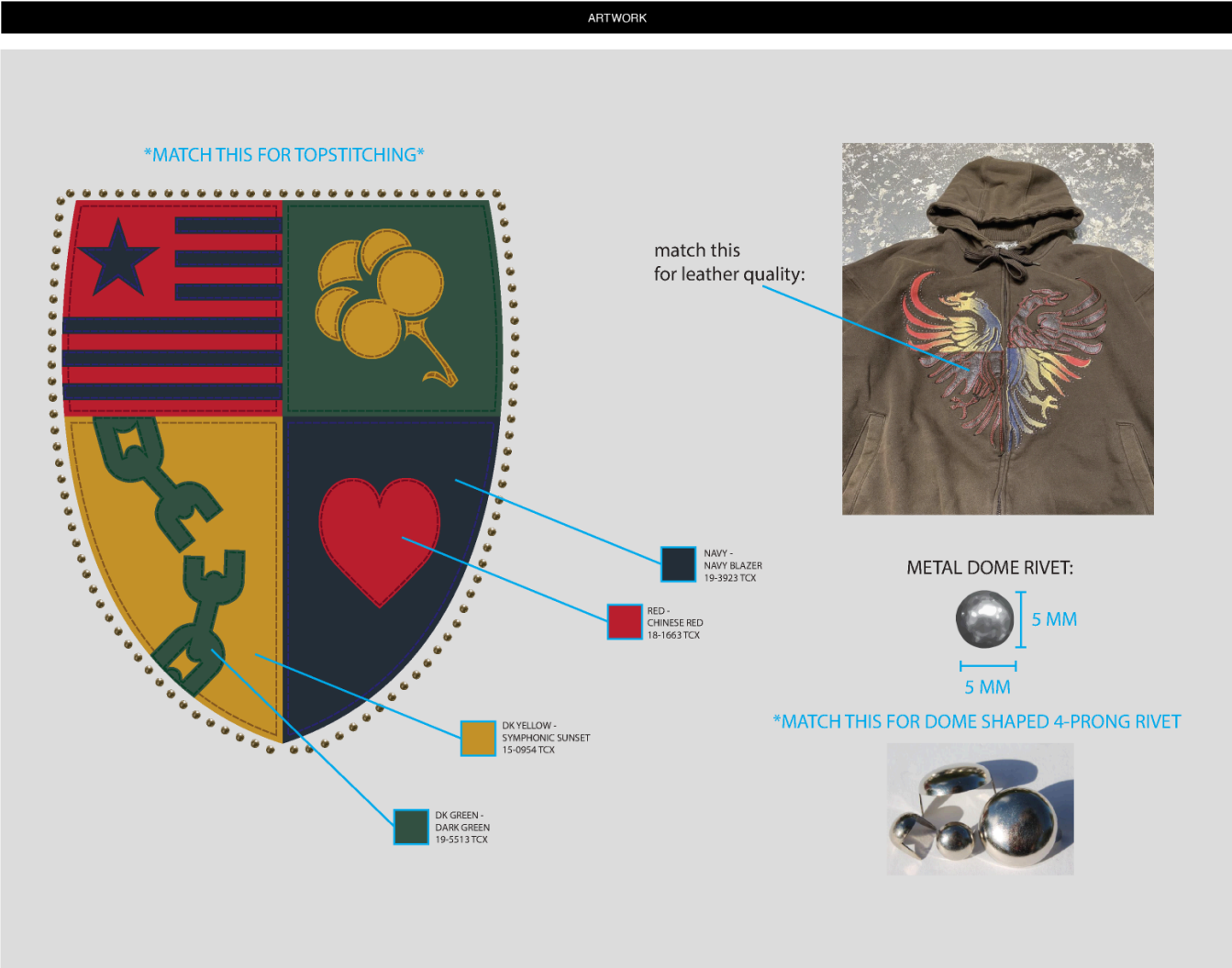


EMBLEM-ZIPUP HOODIE-2

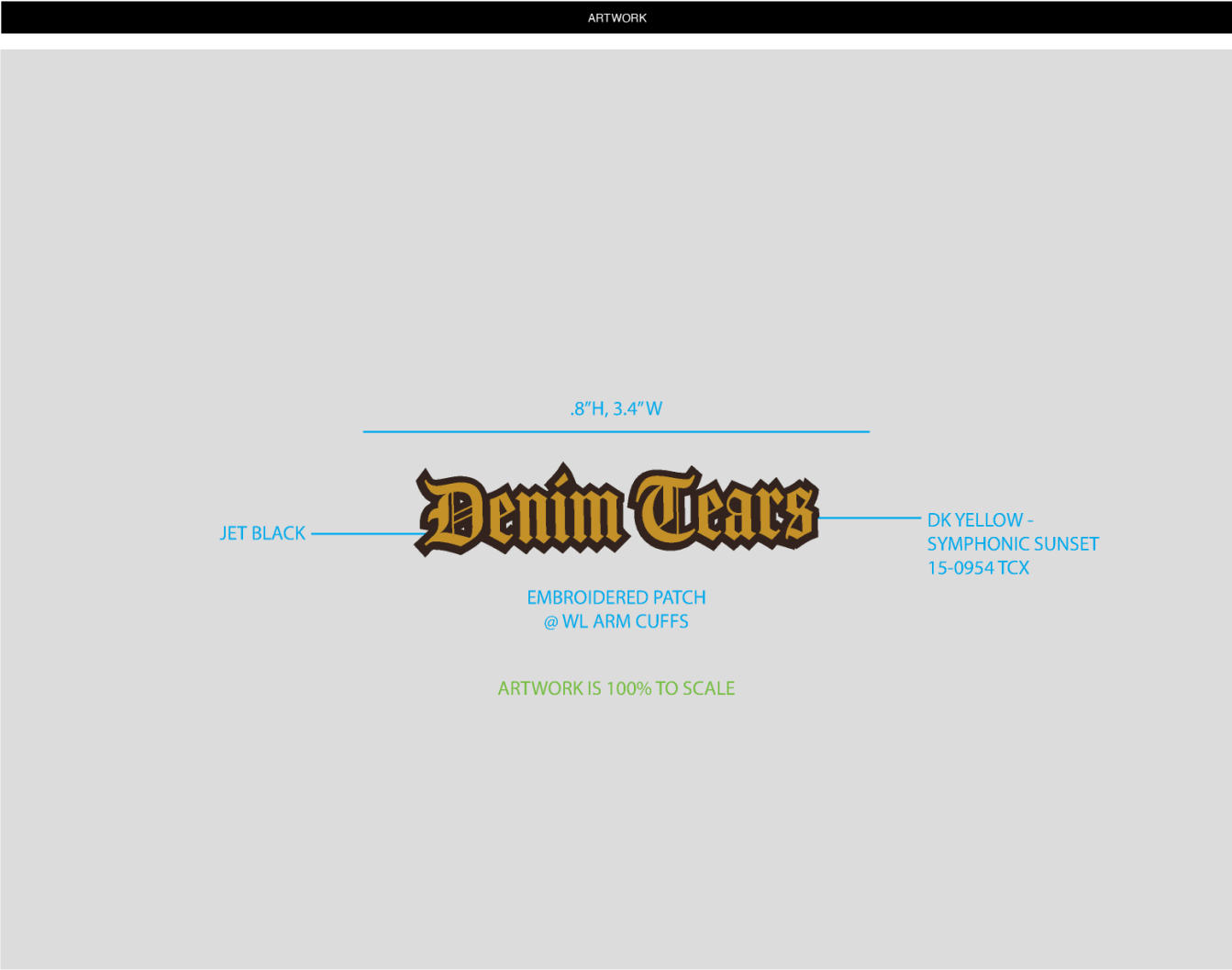




EMBLEM-ZIPUP HOODIE-5



EMBLEM-ZIPUP HOODIE-6



EMBLEM-ZIPUP HOODIE-7



ARTWORK PLACEMENT



PLEASE FOLLOW PLACEMENT AS CLOSE TO CAD.

EMBLEM-ZIPUP HOODIE-8



**Sample Size: M**

POINT OF MEASURE	CODE	TOLERANCE	XS	S	M	L	XL	XXL
Body Length from CB Neck	L51T0o	1/4 in	0 in	0 in	26 1/2 in	0 in	0 in	0 in
Shoulder Seam Forward	xgRDFB	1/8 in	0 in	0 in	1/2 in	0 in	0 in	0 in
Shoulder Drop from HPS	wQ4qr9	1/8 in	0 in	0 in	2 5/8 in	0 in	0 in	0 in
Shoulder Width (Sm to Sm)	Rt4BS0	1/4 in	0 in	0 in	23 in	0 in	0 in	0 in
Across Front @ 6" Blw HPS	KBgWIO	1/4 in	0 in	0 in	21 1/2 in	0 in	0 in	0 in
Across Back @ 6" Blw HPS	vxCJU5	1/4 in	0 in	0 in	22 in	0 in	0 in	0 in
Chest @ 1" Blw Armhole	zuEYg1	3/8 in	0 in	0 in	25 1/4 in	0 in	0 in	0 in
Bottom Sweep @ 1" Above Cuff Seam	E40dli	3/8 in	0 in	0 in	24 1/4 in	0 in	0 in	0 in
Bottom Sweep @ Edge	tKtZ6U	3/8 in	0 in	0 in	19 3/4 in	0 in	0 in	0 in
Cuff Height @ Sweep	lqURGW	1/8 in	0 in	0 in	2 5/8 in	0 in	0 in	0 in
Sleeve Length From CB Neck to Cuff Edge (3-Point Measurement)	A4qCGQ	3/8 in	0 in	0 in	36 in	0 in	0 in	0 in
Armhole Straight (Sm to Sm)	hkBlb8	1/4 in	0 in	0 in	10 1/2 in	0 in	0 in	0 in
Bicep @ 1" Blw Armhole	ZFbGfF	1/4 in	0 in	0 in	10 1/4 in	0 in	0 in	0 in
Elbow @ Half of Inseam (Excl Cuff)	0R4AXC	1/4 in	0 in	0 in	8 1/4 in	0 in	0 in	0 in
Sleeve Opening @ 1" Above Cuff Seam	08zjxU	1/4 in	0 in	0 in	6 1/4 in	0 in	0 in	0 in
Sleeve Opening on Edge	evuF23	1/8 in	0 in	0 in	4 1/8 in	0 in	0 in	0 in
Sleeve Cuff Height	cHRgwT	1/8 in	0 in	0 in	2 5/8 in	0 in	0 in	0 in
Neck Width @ HPS (Sm to Sm)	mKoBax	1/8 in	0 in	0 in	9 1/2 in	0 in	0 in	0 in
Front Neck Drop (HPS to CF Neck Sm)	TjF8iY	1/8 in	0 in	0 in	3 7/8 in	0 in	0 in	0 in
Back Neck Drop (HPS to CB Neck Sm)	30zyGo	1/8 in	0 in	0 in	1 in	0 in	0 in	0 in
Hood Height @ Opening (from CF Neck to Top Edge)	y7RXJh	1/8 in	0 in	0 in	16 in	0 in	0 in	0 in
Hood Height @ HPS	CiIGYS	1/4 in	0 in	0 in	14 1/4 in	0 in	0 in	0 in
Hood Width @ 5" Blw Top Edge	LmTEaK	1/8 in	0 in	0 in	11 in	0 in	0 in	0 in
Hood Length @ CB Seam	qFhICD	1/4 in	0 in	0 in	21 3/4 in	0 in	0 in	0 in
Hood Tunnel Height @ Opening	Rlm51r	1/8 in	0 in	0 in	1 in	0 in	0 in	0 in
Eyelet Placement (CF Neck Seam to Bottom of Eyelet)	JW2tiN	1/8 in	0 in	0 in	1 in	0 in	0 in	0 in
Drawcord Drop (Exposed Length)	xmREXa	1/4 in	0 in	0 in	7 in	0 in	0 in	0 in
Kangaroo Pocket Height @ CF	sTDD5N	1/8 in	0 in	0 in	8 in	0 in	0 in	0 in
Kangaroo Pocket Height @ Sides	WK6RrV	1/8 in	0 in	0 in	2 3/4 in	0 in	0 in	0 in
Kangaroo Width from CF @ Top Edge (Each Side)	RmoVB	1/4 in	0 in	0 in	5 5/8 in	0 in	0 in	0 in
Kangaroo Width from CF @ Cuff Seam (Each Side)	E14Gq	1/4 in	0 in	0 in	7 5/8 in	0 in	0 in	0 in
Kangaroo Width from CF @ Widest (Each Side)	2liSI	1/4 in	0 in	0 in	8 1/4 in	0 in	0 in	0 in
Kangaroo Pocket Opening Length (Bartack to Bartack)	smuBA0	1/8 in	0 in	0 in	5 3/4 in	0 in	0 in	0 in
Turnback Height @ Pocket Opening	NicmOZ	1/8 in	0 in	0 in	3/4 in	0 in	0 in	0 in
CF Zipper Length	H0U7IU	1/4 in	0 in	0 in	23 1/2 in	0 in	0 in	0 in
CF Zipper Welt Width (Each Side)	HWjLwW	1/16 in	0 in	0 in	5/16 in	0 in	0 in	0 in



Measured Size: M

POINT OF MEASURE	CODE	TOLERANCE	EXPECTED	2ND PROTO - RCVD	VARIANCE	ADJUST BY +/-	REVISED SPEC	MEASUREMENT NOTES	MEASUREMENT STATUS
Body Length from CB Neck	L51T0o	1/4 in	26 1/2 in	26 in	-1/2 in	0 in	26 1/2 in		Back To Spec
Shoulder Seam Forward	xgRDFB	1/8 in	1/2 in	1/2 in	0 in	0 in	1/2 in		-
Shoulder Drop from HPS	wQ4qr9	1/8 in	2 5/8 in	2 5/8 in	0 in	0 in	2 5/8 in		-
Shoulder Width (Sm to Sm)	Rt4BS0	1/4 in	23 in	23 1/8 in	1/8 in	0 in	23 in		-
Across Front @ 6" Blw HPS	KBgWIO	1/4 in	21 1/2 in	22 in	1/2 in	0 in	21 1/2 in		Back To Spec
Across Back @ 6" Blw HPS	vxCJU5	1/4 in	22 in	22 3/4 in	3/4 in	0 in	22 in		Back To Spec
Chest @ 1" Blw Armhole	zuEYg1	3/8 in	25 1/4 in	25 3/4 in	1/2 in	0 in	25 1/4 in		Back To Spec
Bottom Sweep @ 1" Above Cuff Seam	E40dli	3/8 in	24 1/4 in	25 in	3/4 in	0 in	24 1/4 in		Back To Spec
Bottom Sweep @ Edge	tKiZ6U	3/8 in	19 3/4 in	20 1/2 in	3/4 in	0 in	19 3/4 in		Back To Spec
Cuff Height @ Sweep	lqURGW	1/8 in	2 5/8 in	2 3/4 in	1/8 in	0 in	2 5/8 in		Back To Spec
Sleeve Length From CB Neck to Cuff Edge (3-Point Measurement)	A4qCGQ	3/8 in	36 in	36 in	0 in	0 in	36 in		-
Armhole Straight (Sm to Sm)	hkBlb8	1/4 in	10 1/2 in	9 3/4 in	-3/4 in	0 in	10 1/2 in		Back To Spec
Bicep @ 1" Blw Armhole	ZFbGfF	1/4 in	10 1/4 in	9 7/8 in	-3/8 in	0 in	10 1/4 in		Back To Spec
Elbow @ Half of Inseam (Excl Cuff)	0R4AXC	1/4 in	8 1/4 in	8 1/8 in	-1/8 in	0 in	8 1/4 in		-
Sleeve Opening @ 1" Above Cuff Seam	08zjxU	1/4 in	6 1/4 in	6 1/8 in	-1/8 in	0 in	6 1/4 in		-
Sleeve Opening on Edge	evuF23	1/8 in	4 1/8 in	4 in	-1/8 in	0 in	4 1/8 in		-
Sleeve Cuff Height	cHRgwT	1/8 in	2 5/8 in	2 3/4 in	1/8 in	0 in	2 5/8 in		Back To Spec
Neck Width @ HPS (Sm to Sm)	mKoBax	1/8 in	9 1/2 in	9 in	-1/2 in	0 in	9 1/2 in		Back To Spec
Front Neck Drop (HPS to CF Neck Sm)	TjF8iY	1/8 in	3 7/8 in	3 1/2 in	-3/8 in	0 in	3 7/8 in		Back To Spec
Back Neck Drop (HPS to CB Neck Sm)	30zyGo	1/8 in	1 in	1 in	0 in	0 in	1 in		-
Hood Height @ Opening (from CF Neck to Top Edge)	y7RXJh	1/8 in	16 in	16 in	0 in	0 in	16 in		-
Hood Height @ HPS	CilGYS	1/4 in	14 1/4 in	14 in	-1/4 in	0 in	14 1/4 in		Back To Spec
Hood Width @ 5" Blw Top Edge	LmTEaK	1/8 in	11 in	10 3/4 in	-1/4 in	0 in	11 in		Back To Spec
Hood Length @ CB Seam	qFhICD	1/4 in	21 3/4 in	20 3/4 in	-1 in	0 in	21 3/4 in		Back To Spec
Hood Tunnel Height @ Opening	Rlm51r	1/8 in	1 in	7/8 in	-1/8 in	0 in	1 in		Back To Spec
Eyelet Placement (CF Neck Seam to Bottom of Eyelet)	JW2tiN	1/8 in	1 in	1 1/4 in	1/4 in	0 in	1 in		Back To Spec
Drawcord Drop (Exposed Length)	xmREXa	1/4 in	7 in	8 in	1 in	0 in	7 in		Back To Spec
Kangaroo Pocket Height @ CF	sTDD5N	1/8 in	8 1/4 in	8 1/4 in	0 in	-1/4 in	8 in	Reduce -1/4"	See New Value
Kangaroo Pocket Height @ Sides	WK6RrV	1/8 in	3 in	3 in	0 in	-1/4 in	2 3/4 in	Reduce -1/4"	-
Kangaroo Width from CF @ Top Edge (Each Side)	RrmoVB	1/4 in	5 5/8 in	5 3/4 in	1/8 in	0 in	5 5/8 in		-
Kangaroo Width from CF @ Cuff Seam (Each Side)	E14Gq	1/4 in	7 5/8 in	7 3/4 in	1/8 in	0 in	7 5/8 in		-
Kangaroo Width from CF @ Widest (Each Side)	2liSI	1/4 in	8 1/4 in	8 1/8 in	-1/8 in	0 in	8 1/4 in		-
Kangaroo Pocket Opening Length (Bartack to Bartack)	smuBA0	1/8 in	5 3/4 in	5 3/4 in	0 in	0 in	5 3/4 in		-
Turnback Height @ Pocket Opening	NicmOZ	1/8 in	3/4 in	3/4 in	0 in	0 in	3/4 in		-
CF Zipper Length	HOU7IU	1/4 in	23 1/2 in	23 3/4 in	1/4 in	0 in	23 1/2 in		Back To Spec
CF Zipper Welt Width (Each Side)	HWjLwW	1/16 in	5/16 in	5/16 in	0 in	0 in	5/16 in		-



## Fitting 12.4.25 - Misha Strelnikov

CREATED ON DEC 15, 2025 5:09 PM

**STATUS: APPROVED AS PPS TO TOP W/ CORRECTIONS**

### **FIT/PATTERN**

- 1) FTY didn't hit the correct shrinkage> the entire garment is OFF spec
  - please see spec page for discrepancies and bring all measurements back to spec
  - the fit is based on the Core Zip Hoodie Block so we need to hit target specs to maintain a consistent fit
- 2) We are going to drop the crest artwork to 1" below CF Neck Seam, so the kangaroo pocket height needs to be reduced -1/4"
- 3) There's too much fabric inside of the hood> please make the hood self lining slightly smaller than the top layer

### **CONSTRUCTION/WORKMANSHIP**

- 1) Finish top + side edges of the kangaroo pocket with 3/16" single needle top stitch instead of 1/8" edge stitch
- 2) Zipper is sub> should be one way zipper
  - make sure zipper pull is at Wr's Right Side
- 3) The width of the top stitch at back neck is uneven> please control even SNTS at 1/4"

**FIT / RÁP**

Thank you,  
Misha

1. Không đạt đúng tỷ lệ co rút → toàn bộ sản phẩm bị sai spec  
Vui lòng xem trang spec để đối chiếu các điểm sai lệch và điều chỉnh tất cả thông số về đúng spec  
Form này dựa trên Core Zip Hoodie Block, vì vậy cần tuân thủ chính xác thông số target để đảm bảo độ fit nhất quán

2. Hạ artwork xuống thấp hơn 1" so với đường may cổ trước ; chiều cao túi kangaroo cần giảm 1/4"

3. Bên trong mũ có quá nhiều vải → vui lòng làm lớp lót mũ (self lining) nhỏ hơn một chút so với lớp ngoài

### **CẤU TRÚC / TAY NGHỀ MAY**

1 Hoàn thiện mép trên và hai cạnh bên của túi kangaroo bằng đường may 1 kim 3/16" thay vì đường mí mép 1/8"

2. Dây kéo là dạng sub → chỉ được kéo 1 chiều

Vui lòng đảm bảo đầu kéo (zipper pull) nằm bên phải người mặc

3. Độ rộng đường mí cổ sau không đều → vui lòng kiểm soát đường diều 1 kim đều ở mức 1/4"



**SS26TZH1425 Crest Applique Zip Hoodie - 2nd Proto/PPS**



SS26TZH1425 Crest Applique Zip Hoodie - 2nd Proto-PPS.jpg