



Plates Zip Hoodie - Style #SS26TZH1507

Mens, Zip Hoodie, Spring/Summer, 2026

Summary

12-16-2025

DENIM TEARS	OUTERWEAR: PLATES HOODIE	SEASON: SS26	DESIGNER: BRYCE
	FACTORY: FACTORY	COLLECTION: CORE	VARIANTS: 1
SKETCH			



NamePlates Zip Hoodie

Style No.SS26TZH1507

DescriptionPlates Hoodie

DivisionMens

CategoryZip Hoodie

SeasonSpring/Summer

Year2026

Size Scale

M

 -Sample size

XS

S

M

L

XL

XXL

FactoryUn-Available

Created by/Author12/16/2025

Genny Mayden

genny@denimtears.com

DENIM TEARS CONFIDENTIAL

UPDATED: XX/XX/2025

Plates Zip Hoodie



Downloaded from <http://www.jco.org/> on July 10, 2015. For personal use only. All rights reserved. No reuse allowed without permission.

Carryover/New	Not Set
---------------	---------



DENIM TEARS	OUTERWEAR: PLATES HOODIE	SEASON: SS26	DESIGNER: BRYCE
	FACTORY: FACTORY	COLLECTION: CORE	VARIANTS: 1
SKETCH			



DENIM TEARS CONFIDENTIAL	UPDATED: XX/XX/2025
--------------------------	---------------------

PLATES HOODIE-SS26 (1)-1



DENIM TEARS	OUTERWEAR: PLATES HOODIE	SEASON: SS26	DESIGNER: BRYCE
	FACTORY: FACTORY	COLLECTION: CORE	VARIANTS: 1
COLORWAYS			



BLACK

SELF: BLACK
RIBBING: BLACK
STITCH: BLACK
EMBROIDERED EYELET: BLACK
DRAWCORD: BLACK
ZIPPER TEETH + PULL : NICKEL
ZIPPER TAPE: DTM SELF A

DENIM TEARS CONFIDENTIAL	UPDATED: XX/XX/2025
--------------------------	---------------------

PLATES HOODIE-SS26 (1)-2



TRIMS

NAME	ARTICLE #	SUPPLIER	LOCATION	COLORWAY
WOVEN LABEL RTW	EA01A4156	FACTORY	END FOLD (L/R) LABEL @ INTERIOR BACK NECK W/ EDGE STITCH TO INSTEAD BE STITCHED ALL AROUND IF GARMENT IS LINED - THREAD DTM	
INTERNAL SIZE LABEL	EA0530986	FACTORY	LOOP FOLD LABEL INSERTED UNDER RIGHT SIDE OF WOVEN LABEL	
CARE LABEL	XXXXXXXXXX	FACTORY	@ INTERIOR SIDE SEAM 6" ABOVE BOTTOM HEM PLACED HORIZONTALLY W/ EDGE STITCH @ LEFT EDGE - THREAD DTM	
HANGTAG	CA12A03928	FACTORY	ATTACHED W STRING + SAFETY PIN THROUGH SIZE LABEL LOOP	
T5 - HOODIES	DVTZ00164	FACTORY	REFER TO CONSTRUCTION PAGE FOR PLACEMENT & QTY	NICKEL
RGB SIDE TAB	EA01E10100	FACTORY	CENTER FOLD SIDE LABEL @ WEARER'S LEFT SIDE SEAM 6" ABOVE HEM CAUGHT IN SEAM W/ FOLD FACING OUTWARD 'DENIM' FACING THE FRONT	

HOODIE-TRIM-NICKEL-RGB-TAB-BLOCK-1



TRIMS

WOVEN LABEL

TO BE EDGE STITCHED ALL AROUND IF GARMENT IS LINED

INTERNAL SIZE LABEL

CONSTRUCTION

HANG TAG

T5 HOODIES

RGB SIDE TAB

HOODIE-TRIM-NICKEL-RGB-TAB-BLOCK-2

Created with backbone

© Denim Tears

Page 6 of 21



DENIM TEARS	OUTERWEAR: PLATES HOODIE	SEASON: SS26	DESIGNER: BRYCE
	FACTORY: FACTORY	COLLECTION: CORE	VARIANTS: 1
COLOR & QUALITY STANDARDS			

ITEM	LOCATION	COLORWAY 1
COTTON	SELF A: MAIN BODY	BLACK
KNIT RIB	SELF A: SLEEVE CUFF & HEM	BLACK
BASKETWEAVE FLAT DRAWCORD	ON HOOD, 1/4" WIDE	BLACK
ZIPPER TEETH+ KK PULL	CENTER FRONT, SIZE #5	NICKEL
ZIPPER TAPE	CENTER FRONT	BLACK
TWILL TAPE	BACKNECK, 3/8" WIDE	BLACK
THREAD	SELF A: MAIN BODY	DTM
ARTWORK	METALLIC FOIL ALL OVER PRINT	METALLIC FOIL ALL OVER PRINT
WASH	GARMENT	ENZYME WASH

DENIM TEARS CONFIDENTIAL	UPDATED: XX/XX/2025
--------------------------	---------------------

PLATES HOODIE-SS26 (1)-4

1. No Color Assigned



DENIM TEARS

OUTERWEAR: PLATES HOODIE

FACTORY: FACTORY

SEASON: SS26


COLLECTION: CORE

DESIGNER: BRYCE


VARIANTS: 1

CONTRUCTION


= SELF A




1/4" wide cotton drawcord w/
single knotted end




5/8" sewn eyelet
placed 1" from neckline




1" tunnel w/
single-needle
topstitch




1/4" split needle
coverstitch




edgestitch on inside edge




2- separate layer
self-fabric
hood



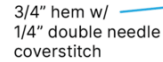
cotton twill tape on neck interior & CF zipper tape




1/4" single needle topstitch



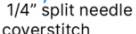
1/4" split needle
coverstitch




3/4" hem w/
1/4" double needle
coverstitch



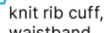
bartacks



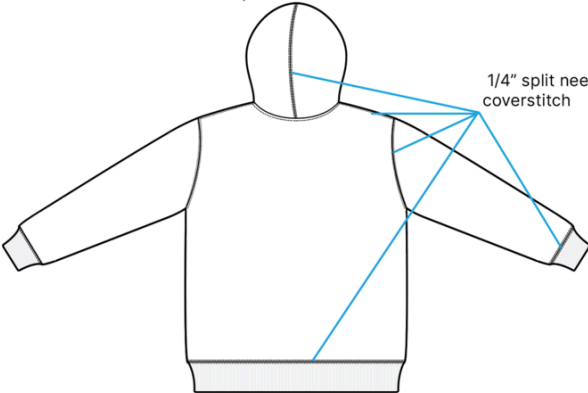
1/4" split needle
coverstitch



3/16" single
needle topstitch



knit rib cuff,
waistband



1/4" split needle
coverstitch

DENIM TEARS CONFIDENTIAL

UPDATED: XX/XX/2025

Screen Shot 2025-09-16 at 9-1



DENIM TEARS	OUTERWEAR: PLATES HOODIE	SEASON: SS26	DESIGNER: BRYCE
	FACTORY: FACTORY	COLLECTION: CORE	VARIANTS: 1

GRAPHICS

15" H x 15" W REPEAT PATTERN

PLATE PATTERN
METALLIC FOIL ALL OVER PRINT **ALL OVER SELF**
ARTWORK NOT @ 100% TO SCALE, PLEASE SEE SEPARATE FILE

DENIM TEARS CONFIDENTIAL

UPDATED: XX/XX/2025

PLATES HOODIE-SS26 (1)-5



DENIM TEARS	OUTERWEAR: PLATES HOODIE	SEASON: SS26	DESIGNER: BRYCE
	FACTORY: FACTORY	COLLECTION: CORE	VARIANTS: 1
DESIGN REFERENCE			

REFERENCE FOR PRINT QUALITY AFTER ENZYME WASH:



DENIM TEARS CONFIDENTIAL	UPDATED: XX/XX/2025
--------------------------	---------------------

PLATES HOODIE-SS26 (1)-6



Sample Size: M

POINT OF MEASURE	CODE	TOLERANCE	XS	S	M	L	XL	XXL
Body Length from CB Neck	L51T0o	1/4 in	-7/8 in	-7/8 in	26 1/2 in	7/8 in	7/8 in	1/8 in
Shoulder Seam Forward	xgRDFB	1/8 in	0 in	0 in	1/2 in	0 in	0 in	0 in
Shoulder Drop from HPS	wQ4qr9	1/8 in	0 in	0 in	2 5/8 in	0 in	0 in	0 in
Shoulder Width (Sm to Sm)	Rt4BS0	1/4 in	-1 in	-1 in	23 in	1 1/4 in	1 1/4 in	1 1/4 in
Across Front @ 6" Blw HPS	KBgWIO	1/4 in	-1 in	-1 in	21 1/2 in	1 1/4 in	1 1/4 in	1 1/4 in
Across Back @ 6" Blw HPS	vxCJU5	1/4 in	-1 in	-1 in	22 in	1 1/4 in	1 1/4 in	1 1/4 in
Chest @ 1" Blw Armhole	zuEYg1	3/8 in	-1 in	-1 in	25 1/4 in	1 1/4 in	1 1/4 in	1 1/4 in
Bottom Sweep @ 1" Above Cuff Seam	E40dli	3/8 in	-1 in	-1 in	24 1/4 in	1 1/4 in	1 1/4 in	1 1/4 in
Bottom Sweep @ Edge	tKtZ6U	3/8 in	-1 in	-1 in	19 3/4 in	1 1/4 in	1 1/4 in	1 1/4 in
Cuff Height @ Sweep	lqURGW	1/8 in	0 in	0 in	2 5/8 in	0 in	0 in	0 in
Sleeve Length From CB Neck to Cuff Edge (3-Point Measurement)	A4qCGQ	3/8 in	-1 1/4 in	-1 1/4 in	36 in	1 in	1 in	1 in
Armhole Straight (Sm to Sm)	hkBlb8	1/4 in	-3/8 in	-3/8 in	10 1/2 in	1/2 in	1/2 in	1/2 in
Bicep @ 1" Blw Armhole	ZFbGfF	1/4 in	-5/16 in	-5/16 in	10 1/4 in	7/16 in	7/16 in	7/16 in
Elbow @ Half of Inseam (Excl Cuff)	0R4AXC	1/4 in	-5/16 in	-5/16 in	8 1/4 in	5/16 in	5/16 in	5/16 in
Sleeve Opening @ 1" Above Cuff Seam	08zjxU	1/4 in	-1/4 in	-1/4 in	6 1/4 in	1/4 in	1/4 in	1/4 in
Sleeve Opening on Edge	evuF23	1/8 in	-1/4 in	-1/4 in	4 1/8 in	1/4 in	1/4 in	1/4 in
Sleeve Cuff Height	cHRgwT	1/8 in	0 in	0 in	2 5/8 in	0 in	0 in	0 in
Neck Width @ HPS (Sm to Sm)	mKoBax	1/8 in	-1/4 in	-1/4 in	9 1/2 in	1/4 in	1/4 in	1/4 in
Front Neck Drop (HPS to CF Neck Sm)	TjF8iY	1/8 in	-1/8 in	-1/8 in	3 7/8 in	1/8 in	1/8 in	1/8 in
Back Neck Drop (HPS to CB Neck Sm)	30zyGo	1/8 in	0 in	0 in	1 in	0 in	0 in	0 in
Hood Height @ Opening (from CF Neck to Top Edge)	y7RXJh	1/8 in	-1/4 in	-1/4 in	16 in	1/4 in	1/4 in	1/4 in
Hood Height @ HPS	CilGYS	1/4 in	-1/8 in	-1/8 in	14 1/4 in	1/8 in	1/8 in	1/8 in
Hood Width @ 5" Blw Top Edge	LmTEaK	1/8 in	-1/4 in	-1/4 in	11 in	1/4 in	1/4 in	1/4 in
Hood Length @ CB Seam	qFhICD	1/4 in	-3/8 in	-3/8 in	21 3/4 in	3/8 in	3/8 in	3/8 in
Hood Tunnel Height @ Opening	Rlm51r	1/8 in	0 in	0 in	1 in	0 in	0 in	0 in
Eyelet Placement (CF Neck Seam to Bottom of Eyelet)	JW2tiN	1/8 in	0 in	0 in	1 in	0 in	0 in	0 in
Drawcord Drop (Exposed Length)	xmREXa	1/4 in	0 in	0 in	7 in	0 in	0 in	0 in
Kangaroo Pocket Height @ CF	sTDD5N	1/8 in	0 in	-1/2 in	8 1/4 in	0 in	1/2 in	0 in
Kangaroo Pocket Height @ Sides	WK6RrV	1/8 in	0 in	-1/4 in	3 in	0 in	1/4 in	0 in
Kangaroo Width from CF @ Top Edge (Each Side)	RmoVB	1/4 in	0 in	-1/4 in	5 5/8 in	0 in	1/4 in	0 in
Kangaroo Width from CF @ Cuff Seam (Each Side)	E14Gq	1/4 in	0 in	-1/4 in	7 5/8 in	0 in	1/4 in	0 in
Kangaroo Width from CF @ Widest (Each Side)	2liSI	1/4 in	0 in	-1/4 in	8 1/4 in	0 in	1/4 in	0 in
Kangaroo Pocket Opening Length (Bartack to Bartack)	smuBA0	1/8 in	0 in	-1/4 in	5 3/4 in	0 in	1/4 in	0 in
Turnback Height @ Pocket Opening	NicmOZ	1/8 in	0 in	0 in	3/4 in	0 in	0 in	0 in
CF Zipper Length	H0U7IU	1/4 in	-3/4 in	-3/4 in	23 1/2 in	3/4 in	3/4 in	0 in
CF Zipper Welt Width (Each Side)	HWjLwW	1/16 in	0 in	0 in	5/16 in	0 in	0 in	0 in



Measured Size: M

POINT OF MEASURE	CODE	TOLERANCE	EXPECTED	2ND PROTO - RCVD	VARIANCE	ADJUST BY +/-	REVISED SPEC	MEASUREMENT NOTES	MEASUREMENT STATUS
Body Length from CB Neck	L51T0o	1/4 in	26 1/2 in	26 in	-1/2 in	0 in	26 1/2 in		Back To Spec
Shoulder Seam Forward	xgRDFB	1/8 in	1/2 in	1/2 in	0 in	0 in	1/2 in		-
Shoulder Drop from HPS	wQ4qr9	1/8 in	2 5/8 in	2 5/8 in	0 in	0 in	2 5/8 in		-
Shoulder Width (Sm to Sm)	Rt4BS0	1/4 in	23 in	23 in	0 in	0 in	23 in		-
Across Front @ 6" Blw HPS	KBgWIO	1/4 in	21 1/2 in	21 1/2 in	0 in	0 in	21 1/2 in		-
Across Back @ 6" Blw HPS	vxCJU5	1/4 in	22 in	22 1/4 in	1/4 in	0 in	22 in		Within Tolerance
Chest @ 1" Blw Armhole	zuEYg1	3/8 in	25 1/4 in	25 3/8 in	1/8 in	0 in	25 1/4 in		-
Bottom Sweep @ 1" Above Cuff Seam	E40dli	3/8 in	24 1/4 in	24 1/8 in	-1/8 in	0 in	24 1/4 in		-
Bottom Sweep @ Edge	tKiZ6U	3/8 in	19 3/4 in	19 3/4 in	0 in	0 in	19 3/4 in		-
Cuff Height @ Sweep	lqURGW	1/8 in	2 5/8 in	2 5/8 in	0 in	0 in	2 5/8 in		-
Sleeve Length From CB Neck to Cuff Edge (3-Point Measurement)	A4qCGQ	3/8 in	36 1/2 in	35 1/2 in	-1 in	-1/2 in	36 in	L - 35 1/4"	See New Value
Armhole Straight (Sm to Sm)	hkBlb8	1/4 in	10 1/2 in	10 in	-1/2 in	0 in	10 1/2 in		Back To Spec
Bicep @ 1" Blw Armhole	ZFbGfF	1/4 in	10 1/4 in	9 3/4 in	-1/2 in	0 in	10 1/4 in		Back To Spec
Elbow @ Half of Inseam (Excl Cuff)	0R4AXC	1/4 in	8 1/4 in	8 1/8 in	-1/8 in	0 in	8 1/4 in		-
Sleeve Opening @ 1" Above Cuff Seam	08zjxU	1/4 in	6 1/4 in	6 1/8 in	-1/8 in	0 in	6 1/4 in		-
Sleeve Opening on Edge	evuF23	1/8 in	4 1/8 in	4 1/8 in	0 in	0 in	4 1/8 in		-
Sleeve Cuff Height	cHRgwT	1/8 in	2 5/8 in	2 5/8 in	0 in	0 in	2 5/8 in		-
Neck Width @ HPS (Sm to Sm)	mKoBax	1/8 in	9 1/2 in	9 1/2 in	0 in	0 in	9 1/2 in		-
Front Neck Drop (HPS to CF Neck Sm)	TjF8iY	1/8 in	3 7/8 in	3 3/8 in	-1/2 in	0 in	3 7/8 in	high/low neck @ CF	Back To Spec
Back Neck Drop (HPS to CB Neck Sm)	30zyGo	1/8 in	1 in	1 in	0 in	0 in	1 in		-
Hood Height @ Opening (from CF Neck to Top Edge)	y7RXJh	1/8 in	16 in	15 1/2 in	-1/2 in	0 in	16 in		Back To Spec
Hood Height @ HPS	CilGYS	1/4 in	14 1/4 in	14 1/4 in	0 in	0 in	14 1/4 in		-
Hood Width @ 5" Blw Top Edge	LmTEaK	1/8 in	11 in	10 7/8 in	-1/8 in	0 in	11 in		-
Hood Length @ CB Seam	qFhICD	1/4 in	21 3/4 in	20 3/4 in	-1 in	0 in	21 3/4 in		Back To Spec
Hood Tunnel Height @ Opening	Rlm51r	1/8 in	1 in	1 in	0 in	0 in	1 in		-
Eyelet Placement (CF Neck Seam to Bottom of Eyelet)	JW2tiN	1/8 in	1 in	1 in	0 in	0 in	1 in		-
Drawcord Drop (Exposed Length)	xmREXa	1/4 in	7 in	9 in	2 in	0 in	7 in		Back To Spec
Kangaroo Pocket Height @ CF	sTDD5N	1/8 in	8 1/4 in	7 1/2 in	-3/4 in	0 in	8 1/4 in		Back To Spec
Kangaroo Pocket Height @ Sides	WK6RrV	1/8 in	3 in	2 7/8 in	-1/8 in	0 in	3 in		-
Kangaroo Width from CF @ Top Edge (Each Side)	RrmoVB	1/4 in	5 5/8 in	5 1/8 in	-1/2 in	0 in	5 5/8 in	L 5 3/8"	Back To Spec
Kangaroo Width from CF @ Cuff Seam (Each Side)	E14Gq	1/4 in	7 5/8 in	6 3/4 in	-7/8 in	0 in	7 5/8 in	L 7 3/8"	Back To Spec
Kangaroo Width from CF @ Widest (Each Side)	2liSI	1/4 in	8 1/4 in	7 5/8 in	-5/8 in	0 in	8 1/4 in	L 8 1/8"	Back To Spec
Kangaroo Pocket Opening Length (Bartack to Bartack)	smuBA0	1/8 in	5 3/4 in	0 in	0 in	0 in	5 3/4 in		-
Turnback Height @ Pocket Opening	NicmOZ	1/8 in	3/4 in	3/4 in	0 in	0 in	3/4 in		-
CF Zipper Length	HOU7IU	1/4 in	23 1/2 in	23 3/4 in	1/4 in	0 in	23 1/2 in		Back To Spec
CF Zipper Welt Width (Each Side)	HWjLwW	1/16 in	3/8 in	5/16 in	-1/16 in	-1/16 in	5/16 in		Keep As Sample



Plates Zip Hoodie - Style #SS26TZH1507

Mens, Zip Hoodie, Spring/Summer, 2026

Size Specifications - Measurements / PPS

12-16-2025

Measured Size: M

POINT OF MEASURE	CODE	TOLERANCE	EXPECTED	PPS - RCVD	VARIANCE	ADJUST BY +/-	REVISED SPEC	MEASUREMENT NOTES	MEASUREMENT STATUS
Body Length from CB Neck	L51T0o	1/4 in	26 1/2 in	26 1/4 in	-1/4 in	0 in	26 1/2 in		Within Tolerance
Shoulder Seam Forward	xgRDFB	1/8 in	1/2 in	1/2 in	0 in	0 in	1/2 in		-
Shoulder Drop from HPS	wQ4qr9	1/8 in	2 5/8 in	2 3/4 in	1/8 in	0 in	2 5/8 in		Within Tolerance
Shoulder Width (Sm to Sm)	Rt4BS0	1/4 in	23 in	23 in	0 in	0 in	23 in		-
Across Front @ 6" Blw HPS	KBgWIO	1/4 in	21 1/2 in	21 1/2 in	0 in	0 in	21 1/2 in		-
Across Back @ 6" Blw HPS	vxCJU5	1/4 in	22 in	22 in	0 in	0 in	22 in		-
Chest @ 1" Blw Armhole	zuEYg1	3/8 in	25 1/4 in	25 in	-1/4 in	0 in	25 1/4 in		Within Tolerance
Bottom Sweep @ 1" Above Cuff Seam	E40dli	3/8 in	24 1/4 in	24 in	-1/4 in	0 in	24 1/4 in		Within Tolerance
Bottom Sweep @ Edge	tKiZ6U	3/8 in	19 3/4 in	19 1/2 in	-1/4 in	0 in	19 3/4 in		Within Tolerance
Cuff Height @ Sweep	lqURGW	1/8 in	2 5/8 in	2 5/8 in	0 in	0 in	2 5/8 in		-
Sleeve Length From CB Neck to Cuff Edge (3-Point Measurement)	A4qCGQ	3/8 in	36 in	35 1/2 in	-1/2 in	0 in	36 in	Too Short	Back To Spec
Armhole Straight (Sm to Sm)	hKB1b8	1/4 in	10 1/2 in	10 1/2 in	0 in	0 in	10 1/2 in		-
Bicep @ 1" Blw Armhole	ZFbGfF	1/4 in	10 1/4 in	10 in	-1/4 in	0 in	10 1/4 in		Within Tolerance
Elbow @ Half of Inseam (Excl Cuff)	0R4AXC	1/4 in	8 1/4 in	8 in	-1/4 in	0 in	8 1/4 in		Within Tolerance
Sleeve Opening @ 1" Above Cuff Seam	08zjxU	1/4 in	6 1/4 in	6 1/8 in	-1/8 in	0 in	6 1/4 in		Within Tolerance
Sleeve Opening on Edge	evuF23	1/8 in	4 1/8 in	4 in	-1/8 in	0 in	4 1/8 in		Within Tolerance
Sleeve Cuff Height	cHRgWT	1/8 in	2 5/8 in	2 5/8 in	0 in	0 in	2 5/8 in		-
Neck Width @ HPS (Sm to Sm)	mKoBax	1/8 in	9 1/2 in	9 1/4 in	-1/4 in	0 in	9 1/2 in		Back To Spec
Front Neck Drop (HPS to CF Neck Sm)	TjF8iY	1/8 in	3 7/8 in	3 3/4 in	-1/8 in	0 in	3 7/8 in		Within Tolerance
Back Neck Drop (HPS to CB Neck Sm)	30zyGo	1/8 in	1 in	1 in	0 in	0 in	1 in		-
Hood Height @ Opening (from CF Neck to Top Edge)	y7RXJh	1/8 in	16 in	15 3/4 in	-1/4 in	0 in	16 in		Back To Spec
Hood Height @ HPS	CilGYS	1/4 in	14 1/4 in	14 in	-1/4 in	0 in	14 1/4 in		Within Tolerance
Hood Width @ 5" Blw Top Edge	LmTEaK	1/8 in	11 in	11 in	0 in	0 in	11 in		-
Hood Length @ CB Seam	qFhICD	1/4 in	21 3/4 in	21 1/4 in	-1/2 in	0 in	21 3/4 in		Back To Spec
Hood Tunnel Height @ Opening	Rlm51r	1/8 in	1 in	1 in	0 in	0 in	1 in		-
Eyelet Placement (CF Neck Seam to Bottom of Eyelet)	JW2tiN	1/8 in	1 in	1 1/4 in	1/4 in	0 in	1 in		Back To Spec
Drawcord Drop (Exposed Length)	xmREXa	1/4 in	7 in	7 in	0 in	0 in	7 in		-
Kangaroo Pocket Height @ CF	sTDD5N	1/8 in	8 1/4 in	8 in	-1/4 in	0 in	8 1/4 in		Back To Spec
Kangaroo Pocket Height @ Sides	WK6RrV	1/8 in	3 in	3 1/2 in	1/2 in	0 in	3 in		Back To Spec
Kangaroo Width from CF @ Top Edge (Each Side)	RrmoVB	1/4 in	5 5/8 in	5 3/4 in	1/8 in	0 in	5 5/8 in		-
Kangaroo Width from CF @ Cuff Seam (Each Side)	E14Gq	1/4 in	7 5/8 in	7 3/4 in	1/8 in	0 in	7 5/8 in		Within Tolerance
Kangaroo Width from CF @ Widest (Each Side)	2liSI	1/4 in	8 1/4 in	8 3/8 in	1/8 in	0 in	8 1/4 in		Within Tolerance
Kangaroo Pocket Opening Length (Bartack to Bartack)	smuBA0	1/8 in	5 3/4 in	5 3/4 in	0 in	0 in	5 3/4 in		-
Turnback Height @ Pocket Opening	NicmOZ	1/8 in	3/4 in	3/4 in	0 in	0 in	3/4 in		-
CF Zipper Length	H0U7IU	1/4 in	23 1/2 in	23 1/2 in	0 in	0 in	23 1/2 in		-
CF Zipper Welt Width (Each Side)	HWjLwW	1/16 in	5/16 in	5/16 in	0 in	0 in	5/16 in		-



Fitting 9.5.25 - Misha Strelnikov

CREATED ON SEP 15, 2025 6:29 PM

FIT/PATTERN

****Please follow the provided reference block pattern of **ZIP HOODIE** and make the following revisions**

- Shorten Body Length -1/2" and reduce zipper length accordingly

CONSTRUCTION/WORKMANSHIP

****Make SS26 season construction updates on the hood (this applies to all SS26 hoodies):**

- Revise hood to have CB Seam instead of the dart> CB Hood Seam from back neck seam to hood opening
- Add seam at the hood opening and finish with single needle edge stitch on the interior to hold the seam allowances in place
- Increase Tunnel Width to 1"

****Finish the following seams with 1/4" split needle top stitch (bottom coverstitch):**

- CB hood seam
- Shoulder seams
- Armholes
- Seams @ Sleeve and Bottom Opening Cuffs
- Please keep each side of the seam flat without bumps - see image below for the finish reference


SEW-BY

- I'm going to send a Zip Hoodie sew-by to follow the overall construction and finish
- Please follow the sew-by EXACTLY as is since the overall finish on it looks much cleaner

Thanks,



Zip Hoodie Sew-By 9.10.25.jpg



Split Needle Finish.jpg



Fitting 10.23.25 - Misha Strelnikov

CREATED ON OCT 24, 2025 3:00 PM

****PPS MUST BE ON SPEC**

FIT/PATTERN

- 1) Body length is short> please bring back to spec +1/2"
- 2) Body width is OK
- 3) Sleeve/ Armhole:
 - drop armhole +1/2" to meet target spec
 - increase bicep +1/2" to meet target
 - revise finished sleeve length to 36"
- 4) Neck/ Hood:
 - neck width is missing -1/2"> bring back to spec
 - increase hood height at opening +1/2" accordingly
 - drawcord is too long> shorten -2" on each side
- 5) Kangaroo pocket:
 - pocket height at center is missing -3/4"> please bring back to spec
 - pocket width is off spec and inconsistent on each side> please follow target specs and maintain even pocket width on each side
- 6) Keep CF zipper welts width at 5/16" as per sample

CONSTRUCTION/WORKMANSHIP

****Approved>** the workmanship looks great - please follow as a standard for all zip hoodies

Thank you,
Misha



SS26TZH1507 Plates Zip Hoodie - 2nd proto



SS26TZH1507 Plates Zip Hoodie - 2nd proto.jpg



Plates Zip Hoodie - Style #SS26TZH1507

Mens, Zip Hoodie, Spring/Summer, 2026

Feedback & Revisions / 2nd
Proto

12-16-2025

10/23 design notes - Genny Mayden

CREATED ON OCT 27, 2025 8:39 PM

- updated artwork - see email
- please print the rib



Fitting 12.16.25 - Misha Strelnikov

CREATED ON DEC 16, 2025 7:00 PM

PPS: SIZE:M, ARRIVAL DATE:12-16-2025

STATUS: APPROVED TO TOP - RETURN TO SPEC ON ALL POINTS

FIT/PATTERN:

1. Overall fit is okay.
 - a. Need to return to requested spec (block spec) on all points that were outside of tolerance, thanks!

CONSTRUCTION/ WORKMANSHIP:

1. Adjust the SN Topstitch at the top edges and sides of kangaroo pocket, to be placed 3/16" from fold instead of 1/8".
2. Ensure drawcord knots are tied tightly - thanks for trimming ends! Looks good as the sample.
3. Ensure that zipper doesn't hike up hem or pull at CF.
4. NOTE --- ADJUST ZIPPER PULLER TO WEARER'S RIGHT SIDE - (zipper on the sample has puller on the left)

FIT / RÁP:

Tổng thể fit ổn.

a. Cần điều chỉnh trả về đúng spec yêu cầu (block spec) cho tất cả các điểm đang nằm ngoài dung sai. Cảm ơn!

KẾT CẤU / TAY NGHỀ MAY:

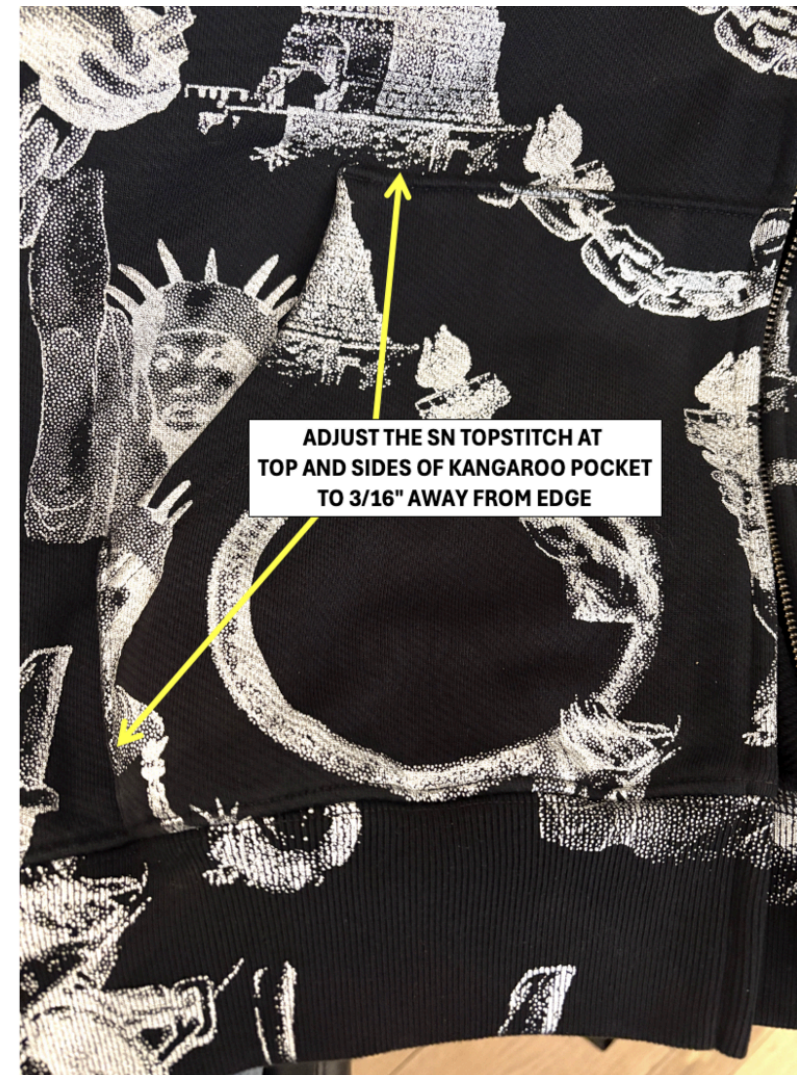
Điều chỉnh đường may điều 1kim ở mép trên và hai bên túi kangaroo, đặt cách nếp gấp 3/16 inch thay vì 1/8 inch.

Đảm bảo các nút thắt dây rút được thắt chặt – cảm ơn vì đã sửa trên mẫu.

Đảm bảo khóa kéo không bị kẹt ở lại áo hoặc khi kéo tại giữa thân trước



Điều chỉnh đường may điều 1kim ở mép trên và hai bên túi kangaroo, đặt cách mép 3/16 inch.



ZIPPER AND SN TOPSTITCH CALLOUTS.jpg