



All Over Floral Wreath Zip Hoodie - Style #SS26TZH1430

Mens, Zip Hoodie, Spring/Summer, 2026

Summary

10-27-2025

DENIM TEARS	OUTERWEAR: H015 ZIP HOODIE	SEASON: SP26	DESIGNER: BRICE
	FACTORY: FACTORI	COLLECTION: OUR LADÍ LIBERTI	VARIANTS: 3
SKETCH			



Name All Over Floral Wreath Zip Hoodie

Style No. SS26TZH1430

Description All Over Floral Wreath Zip Up

Division Mens

Category Zip Hoodie

Season Spring/Summer

Year 2026

Size Scale

M

 -Sample size

XS

S

M

L

XL

XXL

Factory Un-Available

Created by/Author 10/27/2025

Genny Mayden
genny@denimtears.com

DENIM TEARS CONFIDENTIAL

UPDATED: XX/XX/XXXX

All Over Floral Wreath Zip Hoodie



All Over Floral Wreath Zip Hoodie - Style #SS26TZH1430

Mens, Zip Hoodie, Spring/Summer, 2026

Color Variants

10-27-2025

DENIM TEARS						Color Code	Color Name	Color Hex	Color RGB
ITEM	PLACEMENT	Quantity	Size	Colorway 1	Colorway 2				
100-1000-001	100-1000-001								
100-1000-002	100-1000-002								
100-1000-003	100-1000-003								
100-1000-004	100-1000-004								
100-1000-005	100-1000-005								
100-1000-006	100-1000-006								
100-1000-007	100-1000-007								
100-1000-008	100-1000-008								
100-1000-009	100-1000-009								
100-1000-010	100-1000-010								
100-1000-011	100-1000-011								
100-1000-012	100-1000-012								
100-1000-013	100-1000-013								
100-1000-014	100-1000-014								
100-1000-015	100-1000-015								
100-1000-016	100-1000-016								
100-1000-017	100-1000-017								
100-1000-018	100-1000-018								
100-1000-019	100-1000-019								
100-1000-020	100-1000-020								
100-1000-021	100-1000-021								
100-1000-022	100-1000-022								
100-1000-023	100-1000-023								
100-1000-024	100-1000-024								
100-1000-025	100-1000-025								
100-1000-026	100-1000-026								
100-1000-027	100-1000-027								
100-1000-028	100-1000-028								
100-1000-029	100-1000-029								
100-1000-030	100-1000-030								
100-1000-031	100-1000-031								
100-1000-032	100-1000-032								
100-1000-033	100-1000-033								
100-1000-034	100-1000-034								
100-1000-035	100-1000-035								
100-1000-036	100-1000-036								
100-1000-037	100-1000-037								
100-1000-038	100-1000-038								
100-1000-039	100-1000-039								
100-1000-040	100-1000-040								
100-1000-041	100-1000-041								
100-1000-042	100-1000-042								
100-1000-043	100-1000-043								
100-1000-044	100-1000-044								
100-1000-045	100-1000-045								
100-1000-046	100-1000-046								
100-1000-047	100-1000-047								
100-1000-048	100-1000-048								
100-1000-049	100-1000-049								
100-1000-050	100-1000-050								
100-1000-051	100-1000-051								
100-1000-052	100-1000-052								
100-1000-053	100-1000-053								
100-1000-054	100-1000-054								
100-1000-055	100-1000-055								
100-1000-056	100-1000-056								
100-1000-057	100-1000-057								
100-1000-058	100-1000-058								
100-1000-059	100-1000-059								
100-1000-060	100-1000-060								
100-1000-061	100-1000-061								
100-1000-062	100-1000-062								
100-1000-063	100-1000-063								
100-1000-064	100-1000-064								
100-1000-065	100-1000-065								
100-1000-066	100-1000-066								
100-1000-067	100-1000-067								
100-1000-068	100-1000-068								
100-1000-069	100-1000-069								
100-1000-070	100-1000-070								
100-1000-071	100-1000-071								
100-1000-072	100-1000-072								
100-1000-073	100-1000-073								
100-1000-074	100-1000-074								
100-1000-075	100-1000-075								
100-1000-076	100-1000-076								
100-1000-077	100-1000-077								
100-1000-078	100-1000-078								
100-1000-079	100-1000-079								
100-1000-080	100-1000-080								
100-1000-081	100-1000-081								
100-1000-082	100-1000-082								
100-1000-083	100-1000-083								
100-1000-084	100-1000-084								
100-1000-085	100-1000-085								
100-1000-086	100-1000-086								
100-1000-087	100-1000-087								
100-1000-088	100-1000-088								
100-1000-089	100-1000-089								
100-1000-090	100-1000-090								
100-1000-091	100-1000-091								
100-1000-092	100-1000-092								
100-1000-093	100-1000-093								
100-1000-094	100-1000-094								
100-1000-095	100-1000-095								
100-1000-096	100-1000-096								
100-1000-097	100-1000-097								
100-1000-098	100-1000-098								
100-1000-099	100-1000-099								
100-1000-100	100-1000-100								

1. No Color Assigned

Style Color CodeNot Set

Carryover/NewNot Set



DENIM TEARS	OUTERWEAR: H015 ZIP HOODIE	SEASON: SP26	DESIGNER: BRICE
	FACTOR: FACTOR{	COLLECTION: OUR LAD{ LIBERT	VARIANTS: 3
COLORWAYS			



BLACK

SELF: BLACK

RIBBING: BLACK

STITCH: TONAL

EMBROIDERED EYELET: BLACK

DRAWCORD: BLACK

ZIPPER TAPE: BLACK

ZIPPER TEETH & PULL: NICKEL

DENIM TEARS CONFIDENTIAL

UPDATED: XX/XX/XXXX

Screen Shot 2025-09-10 at 11-1



DENIM TEARS	OUTERWEAR: H015 ZIP HOODIE	SEASON: SP26	DESIGNER: BRICE
	FACTOR{: FACTOR{	COLLECTION: OUR LAD{ LIBERT{	VARIANTS: 3
SKETCH			





All Over Floral Wreath Zip Hoodie - Style #SS26TZH1430

Mens, Zip Hoodie, Spring/Summer, 2026

TRIMS

NAME	ARTICLE #	SUPPLIER	LOCATION	COLORWAY
WOVEN LABEL RTW	EA01A4156	FACTORY	END FOLD (L/R) LABEL @ INTERIOR BACK NECK W/ EDGE STITCH TO INSTEAD BE STITCHED ALL AROUND IF GARMENT IS LINED - THREAD DTM	
INTERNAL SIZE LABEL	EA0530986	FACTORY	LOOP FOLD LABEL INSERTED UNDER RIGHT SIDE OF WOVEN LABEL	
CARE LABEL	XXXXXXXXXX	FACTORY	@ INTERIOR SIDE SEAM 6" ABOVE BOTTOM HEM PLACED HORIZONTALLY W/ EDGE STITCH @ LEFT EDGE - THREAD DTM	
HANGTAG	CA12A03928	FACTORY	ATTACHED W STRING + SAFETY PIN THROUGH SIZE LABEL LOOP	
T5 - HOODIES	DVTZ00164	FACTORY	REFER TO CONSTRUCTION PAGE FOR PLACEMENT & QTY	NICKEL
BLACK SIDE TAB	EA01E10501	FACTORY	CENTER FOLD SIDE LABEL @ WEARER'S LEFT SIDE SEAM 6" ABOVE HEM CAUGHT IN SEAM W/ FOLD FACING OUTWARD 'DENIM' FACING THE FRONT	BLACK

HOODIE-TRIM-NICKEL-BLACK TAB-1



All Over Floral Wreath Zip Hoodie - Style #SS26TZH1430

Mens, Zip Hoodie, Spring/Summer, 2026

Images / uncategorized

10-27-2025

TRIMS

*****NOT SHOWN TO SCALE

WOVEN LABEL

TO BE EDGE STITCHED ALL AROUND IF GARMENT IS LINED

INTERNAL SIZE LABEL

CONSTRUCTION

HANG TAG









T5 HOODIES

BLACK SIDE TAB

HOODIE-TRIM-NICKEL-BLACK TAB-2



DENIM TEARS	OUTERWEAR: H015 ZIP HOODIE	SEASON: SP26	DESIGNER: BRYCE
	FACTORY: FACTORY	COLLECTION: OUR LADY LIBERTY	VARIANTS: 3
COLOR & QUALITY STANDARDS			

ITEM	PLACEMENT	QUANTITY	SIZE	COLORWAY 1	COLORWAY 2		
100% COTTON - XXXX	SELF A: MAIN BODY			 BLACK - JET BLACK 19-0303 TCX			
2X1KNIT RIB- XXXX	SELF B: SLEEVE CUFF & HEM			 BLACK - JET BLACK 19-0303 TCX			
BASKETBALL WEAVE FLAT DRAWCORD - 100% HIGH DENSITY COTTON	TRIM A: HOOD	1	1/4" WIDE	 BLACK - JET BLACK 19-0303 TCX			
ZIPPER TEETH & PULL - YKK METAL OPEN END	TRIM B: CENTER FRONT	1	#5	 NICKEL			
ZIPPER TAPE	TRIM B: CENTER FRONT	1		 BLACK - JET BLACK 19-0303 TCX			
TWILL TAPE - 100% COTTON	TRIM C: BACK NECK 	1	3/8" WIDE	 BLACK - JET BLACK 19-0303 TCX			
THREAD 1:	SELF A: MAIN BODY, EMBROIDERED EYELET, BNT			 BLACK - JET BLACK 19-0303 TCX			
WASH:	GARMENT			45 MIN ENZYME WASH & SOFTENER			

DENIM TEARS CONFIDENTIAL	UPDATED: XX/XX/XXXX
--------------------------	---------------------


SP26-H015_Zip Hoodie (1)-4
1. No Color Assigned




DENIM TEARS

OUTERWEAR: H015 ZIP HOODIE	SEASON: SP26	DESIGNER: BRYCE
FACTORY: FACTORY	COLLECTION: OUR LADY LIBERTY	VARIANTS: 3


CONSTRUCTION



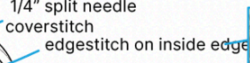
1/4" wide cotton drawcord w/
single knotted end




5/8" sewn eyelet
placed 1" from neckline




1" tunnel w/
single-needle
topstitch




1/4" split needle
coverstitch
edgestitch on inside edge




2- separate layer
self-fabric
hood



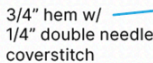
cotton twill tape on neck interior & CF zipper tape




1/4" single needle topstitch



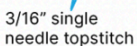
1/4" split needle
coverstitch




3/4" hem w/
1/4" double needle
coverstitch



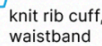
bartacks



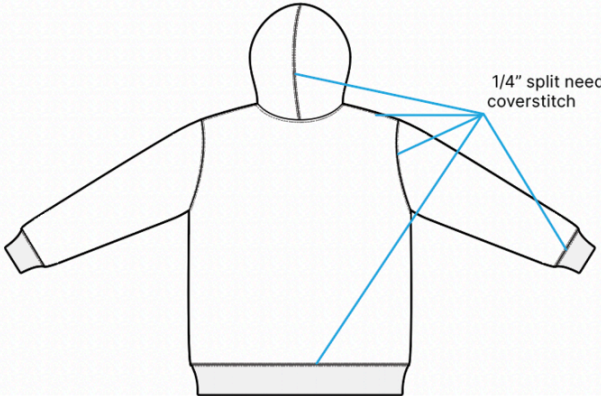
3/16" single
needle topstitch



1/4" split needle
coverstitch



knit rib cuff,
waistband



1/4" split needle
coverstitch

DENIM TEARS CONFIDENTIAL

UPDATED: XX/XX/XXXX


Screen Shot 2025-09-15 at 11-1



DENIM TEARS	OUTERWEAR: H015 ZIP HOODIE	SEASON: SP26	DESIGNER: BRYCE
	FACTORY: FACTORY	COLLECTION: OUR LADY LIBERTY	VARIANTS: 3

GRAPHICS

DTG PRINT
50" WIDE, 35.62" TALL



ARTWORK NOT @ 100% SCALE

DENIM TEARS CONFIDENTIAL

UPDATED: XX/XX/XXXX


SP26-H015_Zip Hoodie (1)-5



DENIM TEARS	OUTERWEAR: H015 ZIP HOODIE	SEASON: SP26	DESIGNER: BRYCE
	FACTORY: FACTORY	COLLECTION: OUR LADY LIBERTY	VARIANTS: 3

GRAPHIC

BACK BODY PANEL:
DTG PRINT
50" WIDE, 35.62" TALL



ARTWORK NOT @ 100% SCALE

DENIM TEARS CONFIDENTIAL

UPDATED: XX/XX/XXXX

SP26-H015_Zip Hoodie (1)-6



DENIM TEARS	OUTERWEAR: H015 ZIP HOODIE	SEASON: SP26	DESIGNER: BRYCE
	FACTORY: FACTORY	COLLECTION: OUR LADY LIBERTY	VARIANTS: 3

GRAPHIC

WEARER'S LEFT SLEEVE PANEL:
DTG PRINT
26.84" WIDE, 30" TALL

ARTWORK NOT @ 100% SCALE

DENIM TEARS CONFIDENTIAL

UPDATED: XX/XX/XXXX

SP26-H015_Zip Hoodie (1)-7




DENIM TEARS	OUTERWEAR: H015 ZIP HOODIE	SEASON: SP26	DESIGNER: BRYCE
	FACTORY: FACTORY	COLLECTION: OUR LADY LIBERTY	VARIANTS: 3

GRAPHIC

WEARER'S RIGHT SLEEVE PANEL:

DTG PRINT

50" WIDE, 35.62" TALL



ARTWORK NOT @ 100% SCALE

DENIM TEARS CONFIDENTIAL

UPDATED: XX/XX/XXXX

SP26-H015_Zip Hoodie (1)-8



DENIM TEARS	OUTERWEAR: H015 ZIP HOODIE	SEASON: SP26	DESIGNER: BRICE
	FACTOR1: FACTOR1	COLLECTION: OUR LADY LIBERTY	VARIANTS: 3
ARTWORK PLACEMENT			

MATCH CAD FOR PRINT PLACEMENT



DENIM TEARS CONFIDENTIAL	UPDATED: XX/XX/XXXX
--------------------------	---------------------

Screen Shot 2025-09-10 at 11-1

Sample Size: M

POINT OF MEASURE	CODE	TOLERANCE	XS	S	M	L	XL	XXL
Body Length from CB Neck	L51T0o	1/4 in	0 in	0 in	26 1/2 in	0 in	0 in	0 in
Shoulder Seam Forward	xgRDFB	1/8 in	0 in	0 in	1/2 in	0 in	0 in	0 in
Shoulder Drop from HPS	wQ4qr9	1/8 in	0 in	0 in	2 5/8 in	0 in	0 in	0 in
Shoulder Width (Sm to Sm)	Rt4BS0	1/4 in	0 in	0 in	23 in	0 in	0 in	0 in
Across Front @ 6" Blw HPS	KBgWIO	1/4 in	0 in	0 in	21 1/2 in	0 in	0 in	0 in
Across Back @ 6" Blw HPS	vxCJU5	1/4 in	0 in	0 in	22 in	0 in	0 in	0 in
Chest @ 1" Blw Armhole	zuEYg1	3/8 in	0 in	0 in	25 1/4 in	0 in	0 in	0 in
Bottom Sweep @ 1" Above Cuff Seam	E40dli	3/8 in	0 in	0 in	24 1/4 in	0 in	0 in	0 in
Bottom Sweep @ Edge	tKtZ6U	3/8 in	0 in	0 in	19 3/4 in	0 in	0 in	0 in
Cuff Height @ Sweep	lqURGW	1/8 in	0 in	0 in	2 5/8 in	0 in	0 in	0 in
Sleeve Length From CB Neck to Cuff Edge (3-Point Measurement)	A4qCGQ	3/8 in	0 in	0 in	36 in	0 in	0 in	0 in
Armhole Straight (Sm to Sm)	hkBlb8	1/4 in	0 in	0 in	10 1/2 in	0 in	0 in	0 in
Bicep @ 1" Blw Armhole	ZFbGfF	1/4 in	0 in	0 in	10 1/4 in	0 in	0 in	0 in
Elbow @ Half of Inseam (Excl Cuff)	0R4AXC	1/4 in	0 in	0 in	8 1/4 in	0 in	0 in	0 in
Sleeve Opening @ 1" Above Cuff Seam	08zjxU	1/4 in	0 in	0 in	6 1/4 in	0 in	0 in	0 in
Sleeve Opening on Edge	evuF23	1/8 in	0 in	0 in	4 1/8 in	0 in	0 in	0 in
Sleeve Cuff Height	cHRgwT	1/8 in	0 in	0 in	2 5/8 in	0 in	0 in	0 in
Neck Width @ HPS (Sm to Sm)	mKoBax	1/8 in	0 in	0 in	9 1/2 in	0 in	0 in	0 in
Front Neck Drop (HPS to CF Neck Sm)	TjF8iY	1/8 in	0 in	0 in	3 7/8 in	0 in	0 in	0 in
Back Neck Drop (HPS to CB Neck Sm)	30zyGo	1/8 in	0 in	0 in	1 in	0 in	0 in	0 in
Hood Height @ Opening (from CF Neck to Top Edge)	y7RXJh	1/8 in	0 in	0 in	16 in	0 in	0 in	0 in
Hood Height @ HPS	CilGYS	1/4 in	0 in	0 in	14 1/4 in	0 in	0 in	0 in
Hood Width @ 5" Blw Top Edge	LmTEaK	1/8 in	0 in	0 in	11 in	0 in	0 in	0 in
Hood Length @ CB Seam	qFhICD	1/4 in	0 in	0 in	21 3/4 in	0 in	0 in	0 in
Hood Tunnel Height @ Opening	Rlm51r	1/8 in	0 in	0 in	1 in	0 in	0 in	0 in
Eyelet Placement (CF Neck Seam to Bottom of Eyelet)	JW2tiN	1/8 in	0 in	0 in	1 in	0 in	0 in	0 in
Drawcord Drop (Exposed Length)	xmREXa	1/4 in	0 in	0 in	7 in	0 in	0 in	0 in
Kangaroo Pocket Height @ CF	sTDD5N	1/8 in	0 in	0 in	8 1/4 in	0 in	0 in	0 in
Kangaroo Pocket Height @ Sides	WK6RrV	1/8 in	0 in	0 in	3 in	0 in	0 in	0 in
Kangaroo Width from CF @ Top Edge (Each Side)	RmoVB	1/4 in	0 in	0 in	5 5/8 in	0 in	0 in	0 in
Kangaroo Width from CF @ Cuff Seam (Each Side)	E14Gq	1/4 in	0 in	0 in	7 5/8 in	0 in	0 in	0 in
Kangaroo Width from CF @ Widest (Each Side)	2liSI	1/4 in	0 in	0 in	8 1/4 in	0 in	0 in	0 in
Kangaroo Pocket Opening Length (Bartack to Bartack)	smuBA0	1/8 in	0 in	0 in	5 3/4 in	0 in	0 in	0 in
Turnback Height @ Pocket Opening	NicmOZ	1/8 in	0 in	0 in	3/4 in	0 in	0 in	0 in
CF Zipper Length	H0U7IU	1/4 in	0 in	0 in	23 1/2 in	0 in	0 in	0 in
CF Zipper Welt Width (Each Side)	HWjLwW	1/16 in	0 in	0 in	5/16 in	0 in	0 in	0 in

Measured Size: M

POINT OF MEASURE	CODE	TOLERANCE	EXPECTED	2ND PROTO - RCVD	VARIANCE	ADJUST BY +/-	REVISED SPEC	MEASUREMENT NOTES	MEASUREMENT STATUS
Body Length from CB Neck	L51T0o	1/4 in	26 1/2 in	26 in	-1/2 in	0 in	26 1/2 in		Back To Spec
Shoulder Seam Forward	xgRDFB	1/8 in	1/2 in	1/2 in	0 in	0 in	1/2 in		-
Shoulder Drop from HPS	wQ4qr9	1/8 in	2 5/8 in	3 in	3/8 in	0 in	2 5/8 in		Back To Spec
Shoulder Width (Sm to Sm)	Rt4BS0	1/4 in	23 in	22 1/2 in	-1/2 in	0 in	23 in		Back To Spec
Across Front @ 6" Blw HPS	KBgWIO	1/4 in	21 1/2 in	21 in	-1/2 in	0 in	21 1/2 in		Back To Spec
Across Back @ 6" Blw HPS	vxCJU5	1/4 in	22 in	22 in	0 in	0 in	22 in		-
Chest @ 1" Blw Armhole	zuEYg1	3/8 in	25 1/4 in	25 1/4 in	0 in	0 in	25 1/4 in		-
Bottom Sweep @ 1" Above Cuff Seam	E40dli	3/8 in	24 1/4 in	24 1/4 in	0 in	0 in	24 1/4 in		-
Bottom Sweep @ Edge	tKiZ6U	3/8 in	19 3/4 in	19 1/2 in	-1/4 in	0 in	19 3/4 in		Within Tolerance
Cuff Height @ Sweep	lqURGW	1/8 in	2 5/8 in	2 1/2 in	-1/8 in	0 in	2 5/8 in		-
Sleeve Length From CB Neck to Cuff Edge (3-Point Measurement)	A4qCGQ	3/8 in	36 1/2 in	35 1/4 in	-1 1/4 in	-1/2 in	36 in	RVSD	See New Value
Armhole Straight (Sm to Sm)	hkBlb8	1/4 in	10 1/2 in	10 in	-1/2 in	0 in	10 1/2 in		Back To Spec
Bicep @ 1" Blw Armhole	ZFbGfF	1/4 in	10 1/4 in	9 3/4 in	-1/2 in	0 in	10 1/4 in		Back To Spec
Elbow @ Half of Inseam (Excl Cuff)	0R4AXC	1/4 in	8 1/4 in	8 1/8 in	-1/8 in	0 in	8 1/4 in		-
Sleeve Opening @ 1" Above Cuff Seam	08zjxU	1/4 in	6 1/4 in	6 in	-1/4 in	0 in	6 1/4 in		Back To Spec
Sleeve Opening on Edge	evuF23	1/8 in	4 1/8 in	4 1/8 in	0 in	0 in	4 1/8 in		-
Sleeve Cuff Height	cHRgwT	1/8 in	2 5/8 in	2 9/16 in	-1/16 in	0 in	2 5/8 in		-
Neck Width @ HPS (Sm to Sm)	mKoBax	1/8 in	9 1/2 in	9 in	-1/2 in	0 in	9 1/2 in		Back To Spec
Front Neck Drop (HPS to CF Neck Sm)	TjF8iY	1/8 in	3 7/8 in	3 5/8 in	-1/4 in	0 in	3 7/8 in		Back To Spec
Back Neck Drop (HPS to CB Neck Sm)	30zyGo	1/8 in	1 in	1 in	0 in	0 in	1 in		-
Hood Height @ Opening (from CF Neck to Top Edge)	y7RXJh	1/8 in	16 in	15 1/2 in	-1/2 in	0 in	16 in		Back To Spec
Hood Height @ HPS	CilGYS	1/4 in	14 1/4 in	13 3/4 in	-1/2 in	0 in	14 1/4 in		Back To Spec
Hood Width @ 5" Blw Top Edge	LmTEaK	1/8 in	11 in	11 in	0 in	0 in	11 in		-
Hood Length @ CB Seam	qFhICD	1/4 in	21 3/4 in	20 1/2 in	-1 1/4 in	0 in	21 3/4 in		Back To Spec
Hood Tunnel Height @ Opening	Rlm51r	1/8 in	1 in	1 in	0 in	0 in	1 in		-
Eyelet Placement (CF Neck Seam to Bottom of Eyelet)	JW2tiN	1/8 in	1 in	1 1/8 in	1/8 in	0 in	1 in		-
Drawcord Drop (Exposed Length)	xmREXa	1/4 in	7 in	7 in	0 in	0 in	7 in		-
Kangaroo Pocket Height @ CF	sTDD5N	1/8 in	8 1/4 in	8 in	-1/4 in	0 in	8 1/4 in		Back To Spec
Kangaroo Pocket Height @ Sides	WK6RrV	1/8 in	3 in	3 in	0 in	0 in	3 in		-
Kangaroo Width from CF @ Top Edge (Each Side)	RrmoVB	1/4 in	5 5/8 in	5 1/2 in	-1/8 in	0 in	5 5/8 in		-
Kangaroo Width from CF @ Cuff Seam (Each Side)	E14Gq	1/4 in	7 5/8 in	7 5/8 in	0 in	0 in	7 5/8 in		-
Kangaroo Width from CF @ Widest (Each Side)	2liSI	1/4 in	8 1/4 in	8 1/4 in	0 in	0 in	8 1/4 in		-
Kangaroo Pocket Opening Length (Bartack to Bartack)	smuBA0	1/8 in	5 3/4 in	5 5/8 in	-1/8 in	0 in	5 3/4 in		-
Turnback Height @ Pocket Opening	NicmOZ	1/8 in	3/4 in	3/4 in	0 in	0 in	3/4 in		-
CF Zipper Length	HOU7IU	1/4 in	23 1/2 in	23 1/2 in	0 in	0 in	23 1/2 in		-
CF Zipper Welt Width (Each Side)	HWjLwW	1/16 in	3/8 in	5/16 in	-1/16 in	-1/16 in	5/16 in		Keep As Sample



All Over Floral Wreath Zip Hoodie - Style #SS26TZH1430

Mens, Zip Hoodie, Spring/Summer, 2026

Feedback & Revisions / 1st
Proto

10-27-2025

9/5 design notes - Genny Mayden

CREATED ON SEP 8, 2025 5:10 PM

- make print scale smaller by 50%



Fitting 9.5.25 - Freelance Account

CREATED ON SEP 12, 2025 8:41 PM

FIT/PATTERN

****Please follow the provided reference block pattern of **ZIP HOODIE** and make the following revisions**

- Shorten Body Length -1/2" and reduce zipper length accordingly

CONSTRUCTION/WORKMANSHIP

****Make SS26 season construction updates on the hood (this applies to all SS26 hoodies):**

- Revise hood to have CB Seam instead of the dart> CB Hood Seam from back neck seam to hood opening
- Add seam at the hood opening and finish with single needle edge stitch on the interior to hold the seam allowances in place
- Increase Tunnel Width to 1"

****Finish the following seams with 1/4" split needle top stitch (bottom coverstitch):**

- CB hood seam
- Shoulder seams
- Armholes
- Seams @ Sleeve and Bottom Opening Cuffs
- Please keep each side of the seam flat without bumps - see image below for the finish reference


SEW-BY

- I'm going to send a Zip Hoodie sew-by to follow the overall construction and finish
- Please follow the sew-by EXACTLY as is since the overall finish on it looks much cleaner

Thanks,



Zip Hoodie Sew-By 9.10.25.jpg



Split Needle Finish.jpg



Fitting 10.23.25 - Freelance Account

CREATED ON OCT 23, 2025 6:27 PM

****PPS MUST BE ON SPEC**

FIT/PATTERN

1) Body Length:

- increase body length +1/2" to hit target

2) Reduce shoulder drop -3/8" to meet target at 2 5/8"

3) Body width - bring the following points back to spec:

- shoulder width +1/2"
- across front +1/2"

4) Armhole/ Sleeve:

- armhole sits too high> drop by 1/2" to meet target spec at 10 1/2"
- increase bicep +1/2" to meet target spec and blend to 0" at elbow
- sleeve opening above cuff seam is missing -1/4"> get back to spec
- revise finished sleeve length to be at 36" !!!

5) Neck/ Hood:

- increase neck width +1/2" to meet target at 9 1/2"
- front neck drop came 1/4" higher> please bring back to spec
- hood height is missing -1/2" at opening and HPS> bring back to spec
- there's an excess of fabric at interior of the hood> please reduce hood panel width @ interior only -3/8" each side - see **photo A**

6) Keep CF lips width at 5/16" as per sample

CONSTRUCTION/WORKMANSHIP

1) Add additional tack between hood layers at the middle of the hood at back - see phot A again

2) Top stitching around neck is too wide> should NOT exceed 5/16 - see **photo B** and improve

- also, back neck tape should be tonal to the tape used at CF zipper

Thanks,



SS26TZH1430 All Over Floral Wreath Zip Hoodie - 2nd proto



SS26TZH1430 All Over Floral Wreath Zip Hoodie - 2nd proto-01.jpg



Lớp trog của lót nón đang dư
Vui lòng cải thiện . Dây câu nối 2 điểm như
hình bên dưới

SS26TZH1430 All Over Floral Wreath Zip Hoodie - 2nd proto Control điều cổ , to bản maximum 5/16"

A **REDUCE HOOD WIDTH AT INTERIOR
TO PICK UP THE EXTRA FABRIC
**ADD 2ND TACK AT BACK MID-HOOD

B CONTROL TOP STITCH WIDTH AROUND THE NECK
UNDER 5/16" MAX> IT LOOKS TOO WIDE ON PROTO AT 3/8"



SS26TZH1430 All Over Floral Wreath Zip Hoodie - 2nd proto.jpg



10/23 design notes - Genny Mayden

CREATED ON OCT 27, 2025 8:34 PM

- please print on the rib
- use cream colored drawcords (match to cream in artwork)
- add black herringbone tape to back neck
- adding logo on chest - artwork TBC

****PPS PHẢI ĐÚNG THEO THÔNG SỐ KỸ THUẬT****

THIẾT KẾ/RÁP

1) Chiều dài áo:

- tăng chiều dài thân +1/2" để đạt mục tiêu

2) Hạ vai:

- giảm hạ vai -3/8" để đạt mục tiêu là 2 5/8"

3) Chiều rộng thân: đưa các điểm sau về lại thông số kỹ thuật:

- ngang vai +1/2"

- ngang ngực trước +1/2"

4) Vòng nách/ Tay áo:

- vòng nách bị cao: hạ xuống -1/2" để đạt mục tiêu theo thông số kỹ thuật là 10 1/2"

- tăng bắp tay +1/2" để đạt thông số kỹ thuật mục tiêu và loe dần về 0" ở khuỷu tay

- cửa tay áo phía trên đường may lai tay bị thiếu -1/4" → đưa về lại thông số kỹ thuật

>>> chỉnh sửa lại chiều dài tay áo đã hoàn thiện phải là 36" !!!

5) Nón :

- tăng rộng cổ +1/2" để đạt mục tiêu là 9 1/2"

- hạ cổ trước + 1/4" vui lòng đưa về lại thông số kỹ thuật

- chiều cao nón bị thiếu -1/2" ở phần miệng nón và đỉnh vai >> đưa về lại thông số kỹ thuật

- dư vải lớp trong nón >>> vui lòng giảm rộng panel nón ở bên trong chỉ -3/8" mỗi bên - xem ảnh A

6) Giữ môi khóa kéo CF (giữa trước) rộng 5/16" theo mẫu

CẤU TRÚC/TAY NGHỀ

1) Thêm đường may đính chặn giữa các lớp mũ ở giữa sau - xem ảnh A

2) Đường diễu xung quanh cổ quá rộng >>> KHÔNG ĐƯỢC VƯỢT QUÁ 5/16" - xem ảnh B và cải thiện

3) Dây tape xương cá cổ sau cũng phải cùng tông màu với dây tape xương cá được sử dụng cho khóa kéo CF

- Vui lòng in trên rib

- Sử dụng dây luồn màu cream

- Add thêm dây tape xương cá tại cổ sau - màu đen

- Thêm artwork tại ngực