



DT Stripe Panel Zip Hoodie - Style #SS26TZH1428

Mens, Zip Hoodie, Spring/Summer, 2026

Summary

10-29-2025

DENIM TEARS	OUTERWEAR: H013 ZIP HOODIE	SEASON: SP26	DESIGNER: TINA
	FACTORY: FACTORY	COLLECTION: OUR LADY LIBERTY	VARIANTS: 3
SKETCH			



Name	DT Stripe Panel Zip Hoodie
Style No.	SS26TZH1428
Description	DT Stripe Panel Zip Up Hoodie
Division	Mens
Category	Zip Hoodie
Season	Spring/Summer
Year	2026
Size Scale	<div>M -Sample size</div> <div><div>XS</div><div>S</div><div>M</div><div>L</div><div>XL</div><div>XXL</div></div>
Created by/Author	<div>10/29/2025</div> <div>Genny Mayden</div> <div>genny@denimtears.com</div>

DT Stripe Panel Zip Hoodie

[illegible]

### 1. No Color Assigned

Style Color Code Not Set

Carryover/New	Not Set
---------------	---------



DENIM TEARS	OUTERWEAR: H013 ZIP HOODIE	SEASON: SP26	DESIGNER: TINA
	FACTORY: FACTORY	COLLECTION: OUR LADY LIBERTY	VARIANTS: 3
SKETCH			



DENIM TEARS CONFIDENTIAL	UPDATED: XX/XX/XXXX
--------------------------	---------------------

SP26-H013\_Zip Hoodie-1



DENIM TEARS	OUTERWEAR: H013 ZIP HOODIE	SEASON: SP26	DESIGNER: TINA
	FACTORY: FACTORY	COLLECTION: OUR LADY LIBERTY	VARIANTS: 3
COLORWAYS			



HEATHER GREY

SELF A: HEATHER GREY  
SELF B: NAVY/WHITE  
RIBBING: HEATHER GREY  
STITCH: TONAL  
EMBROIDERED EYELET: HEATHER GREY  
DRAWCORD: HEATHER GREY  
ZIPPER TAPE: HEATHER GREY  
ZIPPER TEETH & PULL: NICKEL



BLACK

SELF A: BLACK  
SELF B: PURPLE/WHITE  
RIBBING: BLACK  
STITCH: TONAL  
EMBROIDERED EYELET: BLACK  
DRAWCORD: BLACK  
ZIPPER TAPE: BLACK  
ZIPPER TEETH & PULL: NICKEL



BURGUNDY

SELF A: BURGUNDY  
SELF B: NAVY/WHITE  
RIBBING: BURGUNDY  
STITCH: TONAL  
EMBROIDERED EYELET: BURGUNDY  
DRAWCORD: BURGUNDY  
ZIPPER TAPE: BURGUNDY  
ZIPPER TEETH & PULL: NICKEL

DENIM TEARS CONFIDENTIAL	UPDATED: XX/XX/XXXX
--------------------------	---------------------

SP26-H013\_Zip Hoodie-2





TRIMS

NAME	ARTICLE #	SUPPLIER	LOCATION	COLORWAY
WOVEN LABEL RTW	EA01A4156	FACTORY	END FOLD (L/R) LABEL @ INTERIOR BACK NECK W/ EDGE STITCH TO INSTEAD BE STITCHED ALL AROUND IF GARMENT IS LINED - THREAD DTM	
INTERNAL SIZE LABEL	EA0530986	FACTORY	LOOP FOLD LABEL INSERTED UNDER RIGHT SIDE OF WOVEN LABEL	
CARE LABEL	XXXXXXXXXX	FACTORY	@ WL INTERIOR SIDE SEAM 6" ABOVE BOTTOM HEM PLACED HORIZONTALLY W/ EDGE STITCH @ LEFT EDGE - THREAD DTM	
HANGTAG	CA12A03928	FACTORY	ATTACHED W STRING + SAFETY PIN THROUGH SIZE LABEL LOOP	
T5 - HOODIES	DVTZ00164	FACTORY	REFER TO CONSTRUCTION PAGE FOR PLACEMENT & QTY	NICKEL

HOODIE-TRIM-NICKEL-BLOCK-1



TRIMS

WOVEN LABEL

*\*TO BE EDGE STITCHED ALL AROUND IF GARMENT IS LINED\**

INTERNAL SIZE LABEL

CONSTRUCTION

\*\*\*\*\*NOT SHOWN TO SCALE


























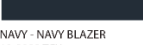

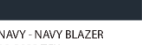
HANG TAG

T5 HOODIES

HOODIE-TRIM-NICKEL-BLOCK-2



DENIM TEARS	OUTERWEAR: H013 ZIP HOODIE	SEASON: SP26	DESIGNER: TINA
	FACTORY: FACTORY	COLLECTION: OUR LADY LIBERTY	VARIANTS: 3
COLOR & QUALITY STANDARDS			

ITEM	PLACEMENT	QUANTITY	SIZE	COLORWAY 1	COLORWAY 2	COLORWAY 3	
100% COTTON - XXXX	SELF A: MAIN BODY			 HEATHER GREY	 BLACK - JET BLACK 19-0303 TCCX	 BURGUNDY - BIKING RED 19-1650 TCCX	
2X1 KNIT RIB - XXXX	SELF B: SET IN PANELS ON SLEEVE			 NAVY - NAVY BLAZER 19-3923 TCCX WHITE - BRIGHT WHITE 11-0601 TCCX	 PURPLE - ROYAL PURPLE 19-3642 TCCX WHITE - BRIGHT WHITE 11-0601 TCCX	 NAVY - NAVY BLAZER 19-3923 TCCX WHITE - BRIGHT WHITE 11-0601 TCCX	
2X1KNIT RIB- XXXX	SELF C: SLEEVE CUFF & HEM			 HEATHER GREY	 BLACK - JET BLACK 19-0303 TCCX	 BURGUNDY - BIKING RED 19-1650 TCCX	
BASKETBALL WEAVE FLAT DRAWCORD - 100% HIGH DENSITY COTTON	TRIM A: HOOD	1	1/4" WIDE	 HEATHER GREY	 BLACK - JET BLACK 19-0303 TCCX	 BURGUNDY - BIKING RED 19-1650 TCCX	
ZIPPER TEETH & PULL - YKK METAL OPEN END	TRIM B: CENTER FRONT	1	#5	 NICKEL	 NICKEL	 NICKEL	
ZIPPER TAPE	TRIM B: CENTER FRONT	1		 HEATHER GREY	 BLACK - JET BLACK 19-0303 TCCX	 BURGUNDY - BIKING RED 19-1650 TCCX	
TWILL TAPE - 100% COTTON	TRIM C: BACK NECK 	1	3/8" WIDE	 HEATHER GREY	 BLACK - JET BLACK 19-0303 TCCX	 BURGUNDY - BIKING RED 19-1650 TCCX	
THREAD 1:	SELF A: MAIN BODY, EMBROIDERED EYELET, BNT			 HEATHER GREY	 BLACK - JET BLACK 19-0303 TCCX	 BURGUNDY - BIKING RED 19-1650 TCCX	
THREAD 2:	SELF B: TOP APPLIED PANELS			 NAVY - NAVY BLAZER 19-3923 TCCX	 PURPLE - ROYAL PURPLE 19-3642 TCCX	 NAVY - NAVY BLAZER 19-3923 TCCX	
WASH:	GARMENT			45 MIN ENZYME WASH & SOFTENER	45 MIN ENZYME WASH & SOFTENER	45 MIN ENZYME WASH & SOFTENER	

DENIM TEARS CONFIDENTIAL	UPDATED: XX/XX/XXXX
--------------------------	---------------------

SP26-H013\_Zip Hoodie-4  
1. No Color Assigned



DENIM TEARS

OUTERWEAR: H013 ZIP HOODIE

SEASON: SP26

DESIGNER: TINA

FACTOR: FACTOR[

COLLECTION: OUR LAD[ LIBERT

VARIANTS: 3

CONSTRUCTION

SELF A

SELF B

1" tunnel w/  
single-needle  
topstitch

sewn eyelet

1/4" wide cotton drawcord w/  
single knotted end

set-in rib  
panel with  
1/4" split  
needle topstitch

1/4" double needle  
topstitch

3/16" single  
needle topstitch

4.5" from  
armhole

1/4" split needle  
topstitch

edgestitch on inside edge

2- separate layer  
self-fabric  
hood

cotton twill tape on neck interior & CF zipper tape

1/4" single needle topstitch

1/4" split needle  
topstitch

bartacks

knit rib cuff,  
waistband

1/4" split needle  
topstitch

1/4" split needle  
topstitch

4 1/4"

1/4" split needle  
topstitch

1/4" split needle  
topstitch

DENIM TEARS CONFIDENTIAL

UPDATED: XX/XX/XXXX

Screen Shot 2025-09-10 at 1-1

Created with backbone

© Denim Tears

Page 8 of 19



Sample Size: M

POINT OF MEASURE	CODE	TOLERANCE	XS	S	M	L	XL	XXL
Body Length from CB Neck	L51T0o	1/4 in	0 in	0 in	26 1/2 in	0 in	0 in	0 in
Shoulder Seam Forward	xgRDFB	1/8 in	0 in	0 in	1/2 in	0 in	0 in	0 in
Shoulder Drop from HPS	wQ4qr9	1/8 in	0 in	0 in	2 5/8 in	0 in	0 in	0 in
Shoulder Width (Sm to Sm)	Rt4BS0	1/4 in	0 in	0 in	23 in	0 in	0 in	0 in
Across Front @ 6" Blw HPS	KBgWIO	1/4 in	0 in	0 in	21 1/2 in	0 in	0 in	0 in
Across Back @ 6" Blw HPS	vxCJU5	1/4 in	0 in	0 in	22 in	0 in	0 in	0 in
Chest @ 1" Blw Armhole	zuEYg1	3/8 in	0 in	0 in	25 1/4 in	0 in	0 in	0 in
Bottom Sweep @ 1" Above Cuff Seam	E40dli	3/8 in	0 in	0 in	24 1/4 in	0 in	0 in	0 in
Bottom Sweep @ Edge	tKtZ6U	3/8 in	0 in	0 in	19 3/4 in	0 in	0 in	0 in
Cuff Height @ Sweep	lqURGW	1/8 in	0 in	0 in	2 5/8 in	0 in	0 in	0 in
Sleeve Length From CB Neck to Cuff Edge (3-Point Measurement)	A4qCGQ	3/8 in	0 in	0 in	36 1/2 in	0 in	0 in	0 in
Armhole Straight (Sm to Sm)	hkBlb8	1/4 in	0 in	0 in	10 1/2 in	0 in	0 in	0 in
Bicep @ 1" Blw Armhole	ZFbGfF	1/4 in	0 in	0 in	10 1/4 in	0 in	0 in	0 in
Elbow @ Half of Inseam (Excl Cuff)	0R4AXC	1/4 in	0 in	0 in	8 1/4 in	0 in	0 in	0 in
Sleeve Opening @ 1" Above Cuff Seam	08zjxU	1/4 in	0 in	0 in	6 1/4 in	0 in	0 in	0 in
Sleeve Opening on Edge	evuF23	1/8 in	0 in	0 in	4 1/8 in	0 in	0 in	0 in
Sleeve Cuff Height	cHRgwT	1/8 in	0 in	0 in	2 5/8 in	0 in	0 in	0 in
Neck Width @ HPS (Sm to Sm)	mKoBax	1/8 in	0 in	0 in	9 1/2 in	0 in	0 in	0 in
Front Neck Drop (HPS to CF Neck Sm)	TjF8iY	1/8 in	0 in	0 in	3 7/8 in	0 in	0 in	0 in
Back Neck Drop (HPS to CB Neck Sm)	30zyGo	1/8 in	0 in	0 in	1 in	0 in	0 in	0 in
Hood Height @ Opening (from CF Neck to Top Edge)	y7RXJh	1/8 in	0 in	0 in	16 in	0 in	0 in	0 in
Hood Height @ HPS	CilGYS	1/4 in	0 in	0 in	14 1/4 in	0 in	0 in	0 in
Hood Width @ 5" Blw Top Edge	LmTEaK	1/8 in	0 in	0 in	11 in	0 in	0 in	0 in
Hood Length @ CB Seam	qFhlCD	1/4 in	0 in	0 in	21 3/4 in	0 in	0 in	0 in
Hood Tunnel Height @ Opening	Rlm51r	1/8 in	0 in	0 in	1 in	0 in	0 in	0 in
Eyelet Placement (CF Neck Seam to Bottom of Eyelet)	JW2tiN	1/8 in	0 in	0 in	1 in	0 in	0 in	0 in
Drawcord Drop (Exposed Length)	xmREXa	1/4 in	0 in	0 in	7 in	0 in	0 in	0 in
Kangaroo Pocket Height @ CF	sTDD5N	1/8 in	0 in	0 in	8 1/4 in	0 in	0 in	0 in
Kangaroo Pocket Height @ Sides	WK6RrV	1/8 in	0 in	0 in	3 in	0 in	0 in	0 in
Kangaroo Width from CF @ Top Edge (Each Side)	RmoVB	1/4 in	0 in	0 in	5 5/8 in	0 in	0 in	0 in
Kangaroo Width from CF @ Cuff Seam (Each Side)	E14Gq	1/4 in	0 in	0 in	7 5/8 in	0 in	0 in	0 in
Kangaroo Width from CF @ Widest (Each Side)	2liSI	1/4 in	0 in	0 in	8 1/4 in	0 in	0 in	0 in
Kangaroo Pocket Opening Length (Bartack to Bartack)	smuBA0	1/8 in	0 in	0 in	5 3/4 in	0 in	0 in	0 in
Turnback Height @ Pocket Opening	NicmOZ	1/8 in	0 in	0 in	3/4 in	0 in	0 in	0 in
CF Zipper Length	H0U7IU	1/4 in	0 in	0 in	23 1/2 in	0 in	0 in	0 in
CF Zipper Welt Width (Each Side)	HWjLwW	1/16 in	0 in	0 in	3/8 in	0 in	0 in	0 in



Measured Size: M

POINT OF MEASURE	CODE	TOLERANCE	EXPECTED	1ST PROTO - RCVD	VARIANCE	ADJUST BY +/-	REVISED SPEC	MEASUREMENT NOTES	MEASUREMENT STATUS
Body Length from CB Neck	L51T0o	1/4 in	27 in	27 in	0 in	-1/2 in	26 1/2 in	Follow provided FW25 Zip Hoodie Block	See New Value
Shoulder Seam Forward	xgRDFB	1/8 in	1 1/2 in	1/2 in	0 in	0 in	1/2 in		-
Shoulder Drop from HPS	wQ4qr9	1/8 in	2 5/8 in	2 5/8 in	0 in	0 in	2 5/8 in		-
Shoulder Width (Sm to Sm)	Rt4BS0	1/4 in	23 in	23 in	0 in	0 in	23 in		-
Across Front @ 6" Blw HPS	KBgWIO	1/4 in	21 1/2 in	21 1/2 in	0 in	0 in	21 1/2 in		-
Across Back @ 6" Blw HPS	vxCJU5	1/4 in	22 in	21 7/8 in	-1/8 in	0 in	22 in		-
Chest @ 1" Blw Armhole	zuEYg1	3/8 in	25 1/4 in	25 1/4 in	0 in	0 in	25 1/4 in		-
Bottom Sweep @ 1" Above Cuff Seam	E40dli	3/8 in	24 1/4 in	24 1/8 in	-1/8 in	0 in	24 1/4 in		-
Bottom Sweep @ Edge	tKtZ6U	3/8 in	19 3/4 in	20 1/2 in	3/4 in	0 in	19 3/4 in		-
Cuff Height @ Sweep	lqURGW	1/8 in	2 5/8 in	2 5/8 in	0 in	0 in	2 5/8 in		-
Sleeve Length From CB Neck to Cuff Edge (3-Point Measurement)	A4qCGQ	3/8 in	37 3/4 in	38 in	1/4 in	-1 1/4 in	36 1/2 in		See New Value
Armhole Straight (Sm to Sm)	hkBlb8	1/4 in	10 1/2 in	10 1/2 in	0 in	0 in	10 1/2 in		-
Bicep @ 1" Blw Armhole	ZFbGfF	1/4 in	10 1/4 in	10 1/4 in	0 in	0 in	10 1/4 in		-
Elbow @ Half of Inseam (Excl Cuff)	0R4AXC	1/4 in	8 1/4 in	8 1/4 in	0 in	0 in	8 1/4 in		-
Sleeve Opening @ 1" Above Cuff Seam	08zjxU	1/4 in	6 1/4 in	6 1/8 in	-1/8 in	0 in	6 1/4 in		-
Sleeve Opening on Edge	evuF23	1/8 in	4 1/8 in	4 in	-1/8 in	0 in	4 1/8 in		-
Sleeve Cuff Height	cHRgWt	1/8 in	2 5/8 in	2 5/8 in	0 in	0 in	2 5/8 in		-
Neck Width @ HPS (Sm to Sm)	mKoBax	1/8 in	9 1/2 in	9 1/2 in	0 in	0 in	9 1/2 in		-
Front Neck Drop (HPS to CF Neck Sm)	TjF8iY	1/8 in	3 7/8 in	3 7/8 in	0 in	0 in	3 7/8 in		-
Back Neck Drop (HPS to CB Neck Sm)	30zyGo	1/8 in	1 in	1 in	0 in	0 in	1 in		-
Hood Height @ Opening (from CF Neck to Top Edge)	y7RXJh	1/8 in	16 in	16 1/8 in	1/8 in	0 in	16 in		-
Hood Height @ HPS	CilGYS	1/4 in	14 1/4 in	14 1/4 in	0 in	0 in	14 1/4 in		-
Hood Width @ 5" Blw Top Edge	LmTEaK	1/8 in	11 in	10 3/4 in	-1/4 in	0 in	11 in		-
Hood Length @ CB Seam	qFhICD	1/4 in	21 3/4 in	21 1/4 in	-1/2 in	0 in	21 3/4 in		-
Hood Tunnel Height @ Opening	Rlm51r	1/8 in	1 in	7/8 in	-1/8 in	0 in	1 in		-
Eyelet Placement (CF Neck Seam to Bottom of Eyelet)	JW2tiN	1/8 in	1 in	1 1/4 in	1/4 in	0 in	1 in		-
Drawcord Drop (Exposed Length)	xmREXa	1/4 in	7 in	7 1/4 in	1/4 in	0 in	7 in		-
Kangaroo Pocket Height @ CF	sTDD5N	1/8 in	8 1/4 in	8 1/4 in	0 in	0 in	8 1/4 in		-
Kangaroo Pocket Height @ Sides	WK6RrV	1/8 in	3 in	3 1/8 in	1/8 in	0 in	3 in		-
Kangaroo Width from CF @ Top Edge (Each Side)	RrmvVB	1/4 in	5 5/8 in	5 3/4 in	1/8 in	0 in	5 5/8 in		-
Kangaroo Width from CF @ Cuff Seam (Each Side)	E14Gq	1/4 in	7 5/8 in	7 5/8 in	0 in	0 in	7 5/8 in		-
Kangaroo Width from CF @ Widest (Each Side)	2liSI	1/4 in	8 1/4 in	8 1/2 in	1/4 in	0 in	8 1/4 in		-
Kangaroo Pocket Opening Length (Bartack to Bartack)	smuBA0	1/8 in	6 in	5 7/8 in	-1/8 in	-1/4 in	5 3/4 in		-
Turnback Height @ Pocket Opening	NicmOZ	1/8 in	3/4 in	3/4 in	0 in	0 in	3/4 in		-
CF Zipper Length	H0U7IU	1/4 in	24 in	24 in	0 in	-1/2 in	23 1/2 in		See New Value
CF Zipper Welt Width (Each Side)	HWjLwW	1/16 in	3/8 in	3/8 in	0 in	0 in	3/8 in		-



Measured Size: M

POINT OF MEASURE	CODE	TOLERANCE	EXPECTED	2ND PROTO - RCVD	VARIANCE	ADJUST BY +/-	REVISED SPEC	MEASUREMENT NOTES	MEASUREMENT STATUS
Body Length from CB Neck	L51T0o	1/4 in	26 1/2 in	27 in	1/2 in	0 in	26 1/2 in		Back To Spec
Shoulder Seam Forward	xgRDFB	1/8 in	1/2 in	1/2 in	0 in	0 in	1/2 in		-
Shoulder Drop from HPS	wQ4qr9	1/8 in	2 5/8 in	3 in	3/8 in	0 in	2 5/8 in		Back To Spec
Shoulder Width (Sm to Sm)	Rt4BS0	1/4 in	23 in	23 1/2 in	1/2 in	0 in	23 in		Back To Spec
Across Front @ 6" Blw HPS	KBgWIO	1/4 in	21 1/2 in	22 in	1/2 in	0 in	21 1/2 in		Back To Spec
Across Back @ 6" Blw HPS	vxCJU5	1/4 in	22 in	22 1/2 in	1/2 in	0 in	22 in		Back To Spec
Chest @ 1" Blw Armhole	zuEYg1	3/8 in	25 1/4 in	25 1/4 in	0 in	0 in	25 1/4 in		-
Bottom Sweep @ 1" Above Cuff Seam	E40dli	3/8 in	24 1/4 in	24 3/4 in	1/2 in	0 in	24 1/4 in		Back To Spec
Bottom Sweep @ Edge	tKiZ6U	3/8 in	19 3/4 in	19 5/8 in	-1/8 in	0 in	19 3/4 in		-
Cuff Height @ Sweep	lqURGW	1/8 in	2 5/8 in	3 in	3/8 in	0 in	2 5/8 in		Back To Spec
Sleeve Length From CB Neck to Cuff Edge (3-Point Measurement)	A4qCGQ	3/8 in	36 1/2 in	37 1/2 in	1 in	-1/2 in	36 in	RVSD	See New Value
Armhole Straight (Sm to Sm)	hkBlb8	1/4 in	10 1/2 in	10 1/8 in	-3/8 in	0 in	10 1/2 in		Back To Spec
Bicep @ 1" Blw Armhole	ZFbGfF	1/4 in	10 1/4 in	9 7/8 in	-3/8 in	0 in	10 1/4 in		Back To Spec
Elbow @ Half of Inseam (Excl Cuff)	0R4AXC	1/4 in	8 1/4 in	8 1/4 in	0 in	0 in	8 1/4 in		-
Sleeve Opening @ 1" Above Cuff Seam	08zjxU	1/4 in	6 1/4 in	6 1/4 in	0 in	0 in	6 1/4 in		-
Sleeve Opening on Edge	evuF23	1/8 in	4 1/8 in	4 1/8 in	0 in	0 in	4 1/8 in		-
Sleeve Cuff Height	cHRgwT	1/8 in	2 5/8 in	2 3/4 in	1/8 in	0 in	2 5/8 in		Back To Spec
Neck Width @ HPS (Sm to Sm)	mKoBax	1/8 in	9 1/2 in	9 1/2 in	0 in	0 in	9 1/2 in		-
Front Neck Drop (HPS to CF Neck Sm)	TjF8iY	1/8 in	3 7/8 in	3 7/8 in	0 in	0 in	3 7/8 in		-
Back Neck Drop (HPS to CB Neck Sm)	30zyGo	1/8 in	1 in	1 in	0 in	0 in	1 in		-
Hood Height @ Opening (from CF Neck to Top Edge)	y7RXJh	1/8 in	16 in	16 in	0 in	0 in	16 in		-
Hood Height @ HPS	CilGYS	1/4 in	14 1/4 in	14 1/4 in	0 in	0 in	14 1/4 in		-
Hood Width @ 5" Blw Top Edge	LmTEaK	1/8 in	11 in	10 7/8 in	-1/8 in	0 in	11 in		-
Hood Length @ CB Seam	qFhICD	1/4 in	21 3/4 in	21 1/2 in	-1/4 in	0 in	21 3/4 in		-
Hood Tunnel Height @ Opening	Rlm51r	1/8 in	1 in	1 in	0 in	0 in	1 in		-
Eyelet Placement (CF Neck Seam to Bottom of Eyelet)	JW2tiN	1/8 in	1 in	1 1/4 in	1/4 in	0 in	1 in		Back To Spec
Drawcord Drop (Exposed Length)	xmREXa	1/4 in	7 in	5 3/4 in	-1 1/4 in	0 in	7 in		Back To Spec
Kangaroo Pocket Height @ CF	sTDD5N	1/8 in	8 1/4 in	8 in	-1/4 in	0 in	8 1/4 in		Back To Spec
Kangaroo Pocket Height @ Sides	WK6RrV	1/8 in	3 in	3 1/4 in	1/4 in	0 in	3 in		Back To Spec
Kangaroo Width from CF @ Top Edge (Each Side)	RrmoVB	1/4 in	5 5/8 in	5 5/8 in	0 in	0 in	5 5/8 in		-
Kangaroo Width from CF @ Cuff Seam (Each Side)	E14Gq	1/4 in	7 5/8 in	7 3/4 in	1/8 in	0 in	7 5/8 in		-
Kangaroo Width from CF @ Widest (Each Side)	2liSI	1/4 in	8 1/4 in	8 3/8 in	1/8 in	0 in	8 1/4 in		-
Kangaroo Pocket Opening Length (Bartack to Bartack)	smuBA0	1/8 in	5 3/4 in	0 in	0 in	0 in	5 3/4 in		-
Turnback Height @ Pocket Opening	NicmOZ	1/8 in	3/4 in	3/4 in	0 in	0 in	3/4 in		-
CF Zipper Length	HOU7IU	1/4 in	23 1/2 in	23 3/4 in	1/4 in	0 in	23 1/2 in		Back To Spec
CF Zipper Welt Width (Each Side)	HWjLwW	1/16 in	3/8 in	5/16 in	-1/16 in	-1/16 in	5/16 in		Keep As Sample



**DT Stripe Panel Zip Hoodie - Style #SS26TZH1428**

Mens, Zip Hoodie, Spring/Summer, 2026

9/5 design notes - Genny Mayden

CREATED ON SEP 8, 2025 5:23 PM

- Sample was NOT paneled. Please resubmit proto.





## Fitting 9.5.25 - Freelance Account

CREATED ON SEP 10, 2025 3:30 PM

- \*\*The construction came incorrect> please make corrections and submit 2nd proto
- \*\*Please follow the provided pattern of **ZIP HOODIE BLOCK** and make the following revisions
- \*\*Adjust shrinkage if necessary

### **FIT/PATTERN**

- 1) Shorten Body Length -1/2" and reduce zipper length accordingly
- 2) Keep all other points as per the block fit

### **CONSTRUCTION**

- 1) Hood> revise pattern to follow the current 1st proto construction/finish
  - Revise hood to have CB Seam instead of the dart> CB Hood Seam from back neck seam to hood opening
  - Add seam at the hood opening and finish with single needle edge stitch on the interior to hold the seam allowances in place
  - Increase Tunnel Width to 1"
- 2) Finish the following seams with 1/4" split needle top stitch (bottom coverstitch) - see photo comments for reference:
  - CB hood seam
  - Shoulder Seams
  - Armholes
  - Sweep + Sleeve Cuffs
  - Sewn-In Sleeve Panels
- 3) Sleeve Panel in combo material should be SEWN-IN (NOT top applied)
  - Panel width - 4 1/4"
  - Placement below top of Armhole looks good as per 1st proto at 4 1/2"

### **SEW-BY**

- I'm going to send a Zip Hoodie sew-by to follow the overall construction and finish
- Please follow the sew-by EXACTLY as is since the overall finish on it looks much cleaner

Thanks,



Zip Hoodie Sew-By 9.10.25.jpg





Split Needle Finish.jpg



## Fitting 10.23.25 - Freelance Account

CREATED ON OCT 28, 2025 2:40 PM

**\*\*THE MAJORITY OF MEASUREMENTS IS OUT OF TOLERANCE> PLEASE CORRECT**

**\*\*PPS MUST BE ON SPEC**

### **FIT/PATTER**

- 1) All specs should be matching our Zip Hoodie Block
  - see spec page for discrepancies in measurements and correct all points to meet target specs
- 2) Reduce the finished Sleeve Length to 36"
- 3) Keep covering zipper CF welts at 5/16" as per sample
- 4) Hood:
  - the interior layer of the hood feels bulky> please make it slightly smaller (width+height) than the top layer for a better fit/feel
  - drawcord is too short> should be 7" exposed on each side

### **CONSTRUCTION/WORKMANSHIP**

- 1) The eyelets at the hood tunnel are off center> please keep centered - see photo comments
- 2) Add 2nd tack between the hood layers at CB below the crown - see photo comments
  - control smoother crown shape and avoid the waviness
- 3) Stripe panel at sleeves should be sitting slightly higher at 4 1/2" from the top of Armhole

Thanks,





**SS26BAS1527 DT Chenille Embroidered Sweatpant - 2nd proto**



SS26BAS1527 DT Chenille Embroidered Sweatpant - 2nd proto-01.jpg



**SS26BAS1527 DT Chenille Embroidered Sweatpant - 2nd proto**



SS26BAS1527 DT Chenille Embroidered Sweatpant - 2nd proto-02.jpg



## 10/23 design notes - Genny Mayden

CREATED ON OCT 29, 2025 7:09 PM

- revise artwork application to Tackle Twill - no screen print

HẦU HẾT CÁC SỐ ĐO ĐỀU NẪM NGOÀI DUNG SAI> VUI LÒNG SỬA LẠI MẪU PPS (MẪU TRƯỚC SẢN XUẤT) PHẢI ĐÚNG THÔNG SỐ FIT/PATTERN)

- Tất cả thông số phải khớp với Rập Áo Hoodie Kéo Khóa (Zip Hoodie Block) của chúng ta

- xem trang thông số để biết các điểm không khớp về số đo và sửa lại tất cả các điểm để đạt thông số mục tiêu

- Giảm Chiều dài Tay áo thành phẩm xuống còn 36"

- Giữ nếp che khóa kéo giữa thân trước (CF) ở mức 5/16" theo mẫu

- Nón:

- lớp lót bên trong của nón cho cảm giác cộm/dày> vui lòng may nhỏ hơn một chút (chiều rộng + chiều cao) so với lớp trên cùng để vừa vặn/cảm giác tốt hơn

- dây rút quá ngắn> nên để lộ 7" ở mỗi bên

KỸ THUẬT MAY/TAY NGHỀ

- Các Khuy ở đường luồn nón bị lệch tâm> vui lòng giữ chúng ở chính giữa - xem bình luận trên ảnh

- Thêm mũi đính thứ 2 giữa các lớp nón ở đường may giữa nón thân sau (CB) bên dưới đỉnh nón - xem bình luận trên ảnh

- kiểm soát hình dạng đỉnh nón mượt mà hơn và tránh bị gợn sóng

- Phối sọc ở tay áo nên được đặt cao hơn một chút, ở mức 4 1/2" tính từ đỉnh nách

- Đối in sang thêu applique