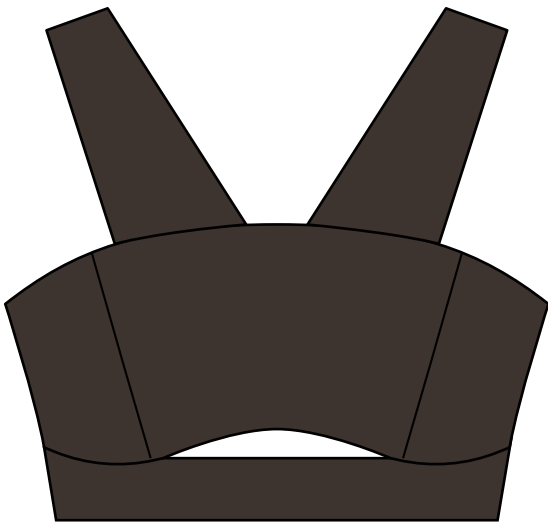


SKETCH				ksubi
STYLE NUMBER:	WSP26FT001		STYLE NAME:	KNOCKOUT TOP MOCHA
RANGE:	SPRING 26		DATE CREATED:	05/03/24
TARGET FOB:	\$XX USD			



TECHNICAL SKETCH

ksubi

STYLE NUMBER: WSP26FT001

STYLE NAME: KNOCKOUT TOP MOCHA

KSUBI BACK NECK LABEL
KL-001 & KS-001

FULLY BAGGED OUT WITH
6MM TWIN NEEDLE FINISH
-SEE CONSTRUCTION DETAILS PAGE

WOVEN PATCH
KS24AS008-WHT

CUT OUT AT UNDERBUST

INTERNAL HEM FOIL PRINT

T-BOX EMB KTP-001.
POSITION: - 4CM FROM LEFT BACK S/SEAM
- 5CM UP FROM HEM EDGE

CONSTRUCTION NOTES:

1. BODY STITCH COLOUR TO MATCH MAIN FABRIC
2. ENSURE STITCHING IS SUITABLE FOR STRETCH FABRIC - SEAMS MUST NOT CRACK
3. FULLY LINED IN POWER MESH
4. JELLY TAPE IN SEAMS

BILL OF MATERIALS

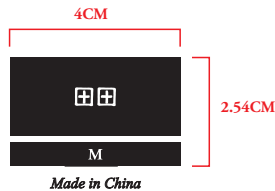
ksubi

STYLE NUMBER: WSP26FT001

STYLE NAME: KNOCKOUT TOP MOCHA



CODE: 1 x KL-001 KSUBI BACK NECK LABEL (DYMO)
SUPPLIER: LE BLANC
COLOUR: BLACK
POSITION: INSIDE CB NECK
 - END STITCH LABEL WITH FOLDS



CODE: 1 x KS001A/KS001B BACK NECK BRAND PRINT
COLOUR: BLACK WITH WHITE TEXT
POSITION: 1CM BELOW KL-001



CODE: 1 X KS24LA009-BLK CARE LABEL (VERSION 2)
SUPPLIER: VENDOR TO PROVIDE
POSITION: WEARER R.H.S INTERNAL SIDE SEAM

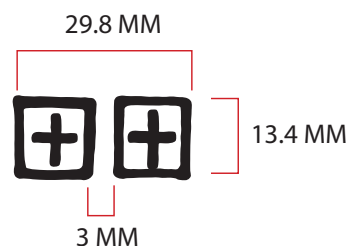


CODE : 1 X KS-002-PIN/2 KSUBI SWING TAG
COLOUR : KRAFT BROWN/BLACK STRING
POSITION : THROUGH KL-001



CODE: 1 X KS24AS008-WHT
SUPPLIER: LE BLANC
POSITION: CENTERED ON BACK PANEL

BRANDING DIMENSIONS



KTP-001 DUAL T-BOX
EMBROIDERY
COLOUR: DTM MAIN

FABRICATION

tsubi

STYLE NUMBER: WSP26FT001

STYLE NAME: KNOCKOUT TOP MOCHA

FABRIC QUALITY:

AS PER SOURCING REQUEST BELOW - LIGHTWEIGHT SCUBA

BASE COLOUR:

'MOCHA' - PANTONE 19-1216 TCX (PICTURED BELOW)

LINING
QUALITY:

PLEASE SOURCE POWER MESH LINING IN 100% BLACK


PLEASE SOURCE LIGHTWEIGHT SCUBA JERSEY FABRICATION AS PER IMAGES BELOW

PLEASE SEND VARIOUS OPTIONS OF:

- POLYESTER COTTON BLEND
- POLYESTER, RAYON, ELASTANE BLEND

SOURCING REQUEST
EXCEPT: THIS STYLE WE WILL NEED A LIGHTERWEIGHT
SCUBA
APPROX. 140-180GSM

**SUBMIT PROTO SAMPLE IN
BELOW COLOUR:**



PANTONE®
19-1216 TCX

PLEASE SUBMIT ADDITIONAL LAB DIPS IN BELOW COLOURS:



PANTONE®
19-1322 TCX
Brown Stone



PANTONE®
19-1420 TCX
Deep Mahogany



FIT REFERENCES

ksapi

STYLE NUMBER: WSP26FT001

STYLE NAME: KNOCKOUT TOP MOCHA

SEE BELOW IMAGES FOR FIT REFERENCE
- ENSURE TO FOLLOW FIT SPEC FOR ALL DETAILS



INTERNAL FINISHES

ksapi

STYLE NUMBER: WSP26FT001

STYLE NAME: KNOCKOUT TOP MOCHA

SEE BELOW IMAGES FOR INTERNAL FINISHES

