

<b>SEASON / DROP</b>	SS25 / CORE / MAY	<b>STATUS</b>	PROTO 1
<b>BLOCK</b>	LONG SLEEVE JERSEY	<b>SIZE RANGE</b>	XS - XXL
<b>FABRIC</b>	SPORTS JERSEY / MESH	<b>AUTHOR</b>	MEES VISSER
<b>MANUFACTURER</b>	n/a	<b>CREATED - UPDATED</b>	30 / 04 / 25 - //



COLOURWAY #1		COLOURWAY #2	
<b>COLOUR / CODE</b>	Ebony 19-4104 TCX / White Sand 13-0002 TCX 902	<b>COLOUR / CODE</b>	n/a
<b>SAMPLE SIZE</b>	n/a	<b>SAMPLE SIZE</b>	n/a
<b>SAMPLE QUANTITY</b>	n/a	<b>SAMPLE QUANTITY</b>	n/a



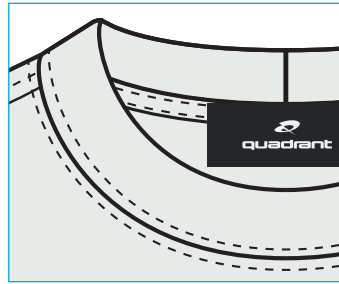
EBONY  
19-4104 TCX



WHITE SAND  
13-0002 TCX



BLANC DE BLANC  
11-4800 TCX  
(PIPING)



3CM DEEP SET-IN SELF FABRIC COLLAR,  
SELF FABRIC BACK NECK TAPE.  
COLLAR JOINT SEAM AT CB NECK.



SIDE PANELS IN  
LIGHTER FABRIC

3CM DEEP HEM INC. TWIN  
NEEDLE COVERSTITCH

BLANC DE BLANC 11-4800 TCX PIPING AT  
SEAMS: SIDE/FRONT, SIDE/BACK, FRONT  
& BACK SLEEVE, FRONT RAGLAN

RAGLAN SEAM AT  
FRONT AND BACK.



SIDE PANELS IN  
LIGHTER FABRIC

WASHCARE LABEL INSERTED  
AT INTERNAL LEFT-BACK SEAM,  
10CM UP FROM HEM EDGE.

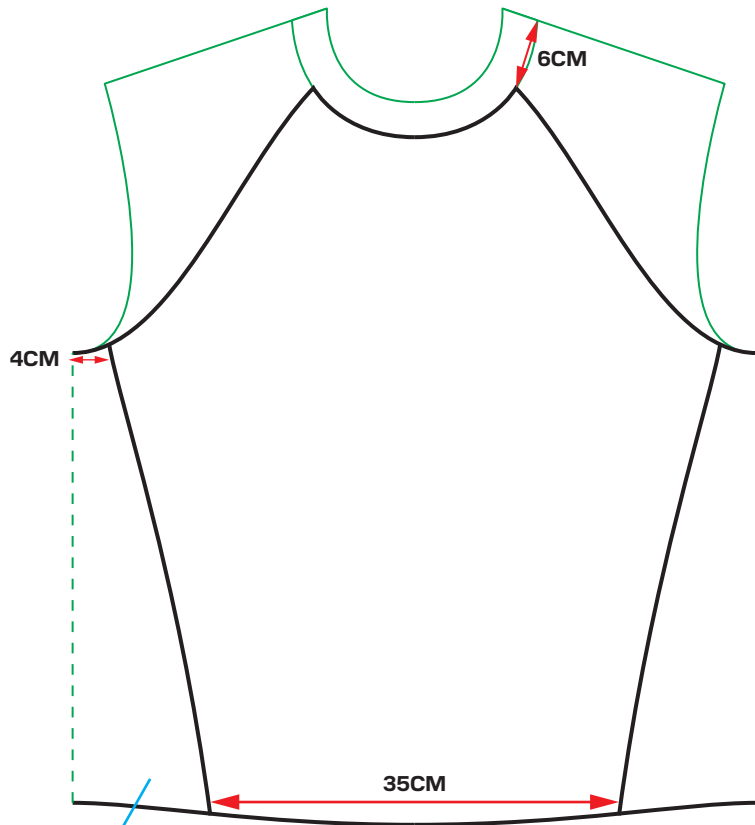
2.5CM SET-IN  
ELASTIC CUFF.

ORIGINAL BLOCK PATTERN  
MARKED IN GREEN LINE

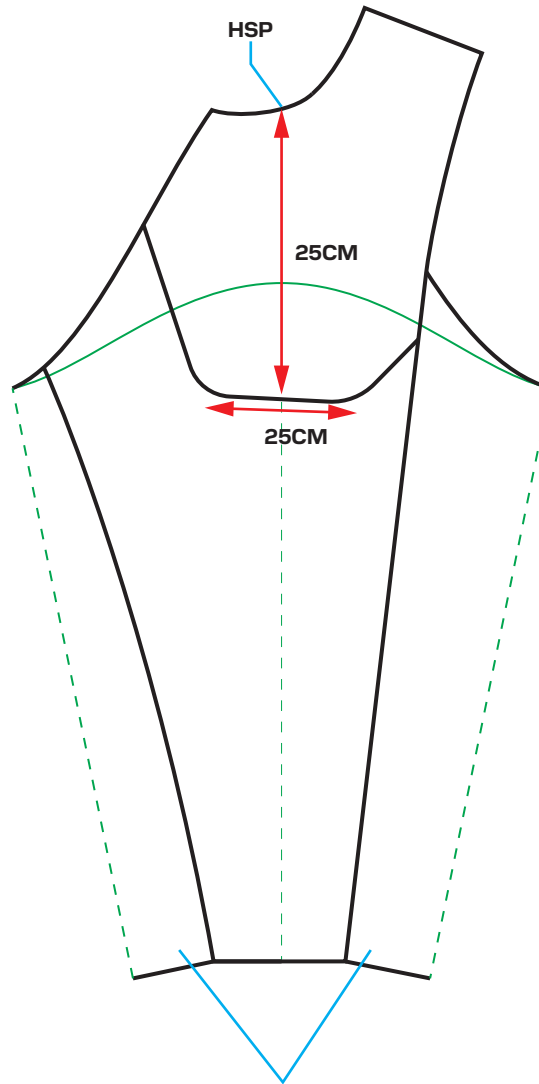
FRONT

SLEEVE (LHS)

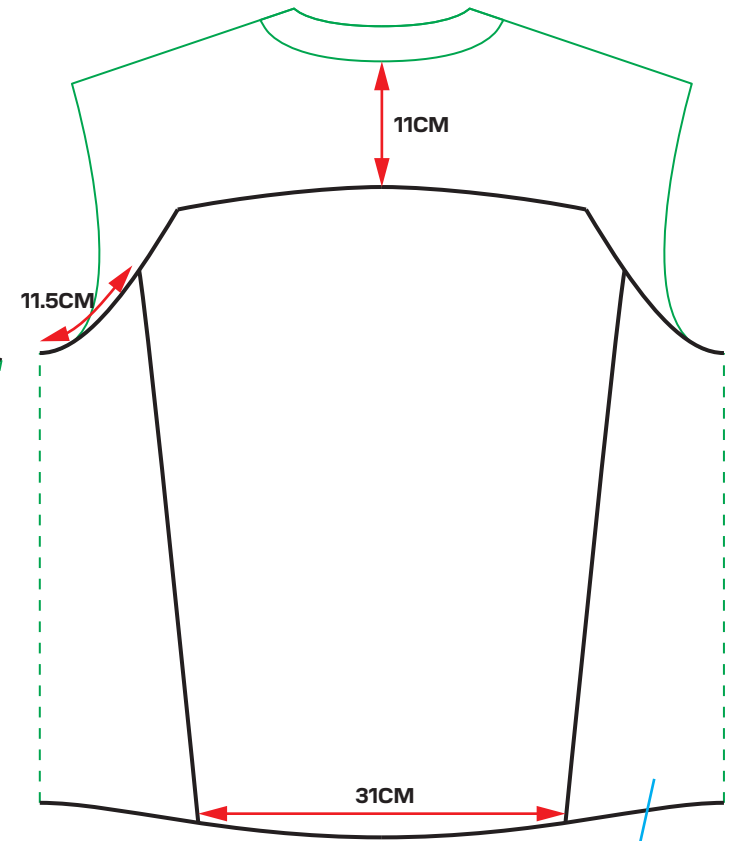
BACK



SIDE PANEL - NO SIDESEAM



UNDERARM PANEL -  
NO UNDERARM SEAM




SIDE PANEL - NO SIDESEAM

**FRONT SCREENPRINT**

MATTE SCREENPRINT TO CF CHEST AND LOWER BODY

SCALED ARTWORK FILES PROVIDED SEPARATELY.



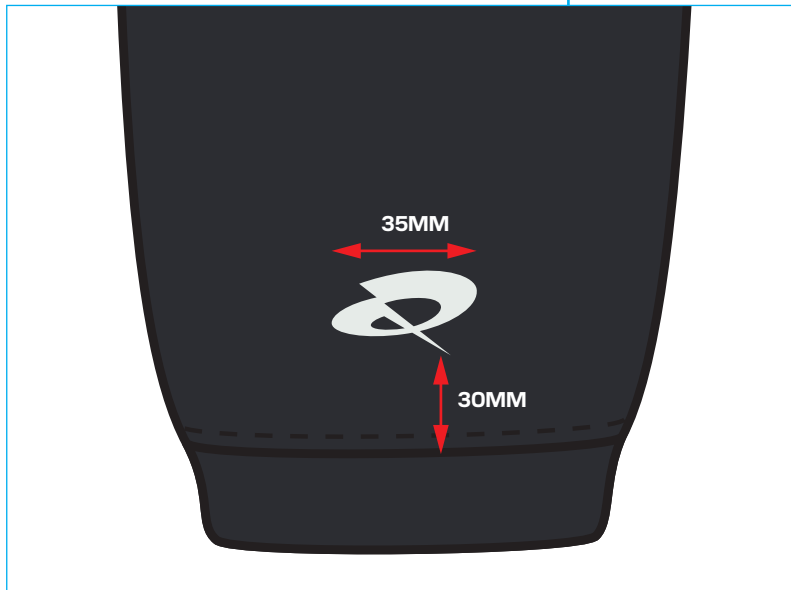
**PRINT REFERENCE**



**SLEEVES SCREENPRINT**

MATTE SCREENPRINT AT OVERARM ABOVE CUFF

POSITIONED CENTRALLY TO CF.  
SCALED ARTWORK FILE PROVIDED SEPARATELY.



**PRINT REFERENCE**




**SPRAY LOGO BACK SCREENPRINT**

SINGLE COLOUR SCREENPRINT TO CENTRE BACK OF GARMENT.

SCALED ARTWORK FILE PROVIDED SEPARATELY.

**PLEASE STUDY ARTWORK WITH CARE AND ADVISE IF FEASIBLE AS SCREENPRINT ON TEXTURED JERSEY.**



**FABRIC BASE COLOUR**

WHITE SAND  
13-0002 TCX



**PRINT COLOUR**

EBONY  
19-4104 TCX

EBONY  
19-4104 TCX



BLANC DE BLANC  
11-4800 TCX

**PRINT REFERENCE**

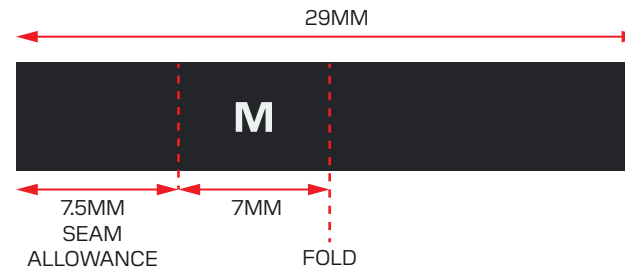



**BACK NECK LABEL**

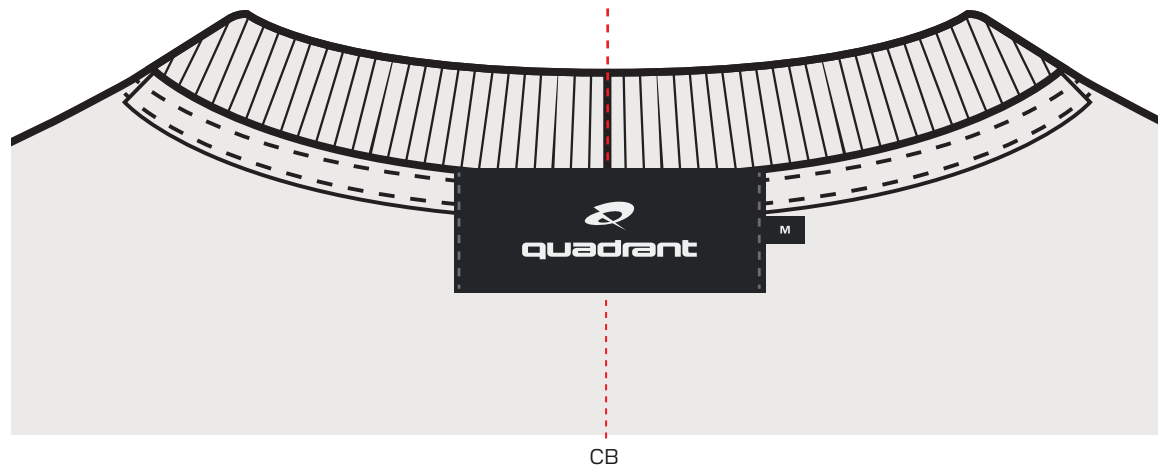
BACK NECK LABEL PLACED CENTRALLY TO CB NECK, TOP HALF STITCHED ONTO BACK NECK TAPE.

FOLDED SIZE PIP INSERTED UNDERNEATH LABEL AT RHS, 7.5MM SEAM ALLOWANCE.

LABEL STITCHED DOWN AT EACH SIDE, THREAD COLOUR TO MATCH ON LABEL AND EXTERNAL OF GARMENT.



**INTERNAL VIEW OF BACK NECK**



**FABRIC**

OPTIONS TO BE REVIEWED UPON RECEIPT.



**ELASTIC FOR CUFF**

HIGH QUALITY ELASTIC THAT CAN BE USED WITHOUT CASING.  
 COLOUR TO BE OFF WHITE OR GREY (IF NOT DTM)  
 PLEASE SUBMIT OPTIONS







SEASON / DROP SS25 / CAPSULE 2 / JULY  
 BLOCK LONG SLEEVE JERSEY  
 FABRIC SPORTS JERSEY TBC  
 MANUFACTURER N/A

STATUS PROTO 1  
 SIZE RANGE XS - XXL  
 AUTHOR MEES VISSER  
 CREATED - UPDATED 30/04/25 - 00/00/00

LIST OF MEASUREMENTS (CM) (REFER TO 'POINTS OF MEASURE GUIDE')		PROTO 1 REQUIRES	PROTO 1			PROTO 2			SALESMAN SAMPLE (SMS)			PRE PRODUCTION (PPS)			PRE SHIPMENT SAMPLE			ACCEPTABLE TOLERANCE	SIZE SPECIFICATIONS & DEVELOPMENT CHART NOTES/COMMENTS	
POM	DESCRIPTION		ACTUAL MEASURE	VARIANCE CM	REQUIRED P2	ACTUAL MEASURE	VARIANCE CM	REQUIRED SMS	ACTUAL MEASURE	VARIANCE CM	REQUIRED PPS	ACTUAL MEASURE	VARIANCE CM	REQUIRED BULK	ACTUAL MEASURE	VARIANCE CM			AUTHOR	NOTES / COMMENTS
		M																		
A	FRONT BODY LENGTH FROM HSP (FROM BASE OF NECK RIB)	70.0		-70.0			0.0		0.0				0.0		0.0		0.5	MV	XL should be: 74.5	
B	BACK BODY LENGTH FROM HSP (FROM BASE OF NECK RIB)	69.0		-69.0			0.0		0.0				0.0		0.0		0.5	MV	XL should be: 74.5	
C	½ ACROSS CHEST @ 2.5 CM UNDER ARMHOLE	58.5		-58.5			0.0		0.0				0.0		0.0		0.5	MV	XL should be: 66.5	
D	½ HEM WIDTH	58.5		-58.5			0.0		0.0				0.0		0.0		0.5	MV	XL should be: 66.5	
E	HEM DEPTH (INCLUDING COVER STITCH)	3.0		-3.0			0.0		0.0				0.0		0.0		0.5			
F	X-SHOULDER (SEAM TO SEAM)	53.0		-53.0			0.0		0.0				0.0		0.0		0.5	MV	XL should be: 57	
G	X-FRONT @ 18CM FROM HSP	n/a		#VALUE!			0.0		0.0				0.0		0.0		0.5			
H	X-BACK @ 18CM FROM HSP	n/a		#VALUE!			0.0		0.0				0.0		0.0		0.5			
I	SHOULDER SLOPE FROM HSP (FROM BASE OF RIB)	n/a		#VALUE!			0.0		0.0				0.0		0.0		0.5	MV	FOLLOW CORE LS TEE BLOCK	
J	BACK NECK WIDTH (TOP EDGE RIB TO RIB)	15.0		-15.0			0.0		0.0				0.0		0.0		0.5			
K	FRONT NECK DROP (FROM TOP EDGE RIB FINISH)	9.0		-9.0			0.0		0.0				0.0		0.0		0.5			
L	BACK NECK DROP (FROM TOP EDGE RIB FINISH)	1.5		-1.5			0.0		0.0				0.0		0.0		0.5			
M	½ NECK STRETCH MINIMUM	28.0		-28.0			0.0		0.0				0.0		0.0		0.5			
N	NECK RIB DEPTH	2.5		-2.5			0.0		0.0				0.0		0.0		1.0			
O	OVERARM SLEEVE LENGTH FROM SHOULDER (INC. CUFF)	60.5		-60.5			0.0		0.0				0.0		0.0		0.7			
P	½ BICEP @ 2CM BELOW UNDERARM	23.0		-23.0			0.0		0.0				0.0		0.0		0.7			
Q	ARMHOLE STRAIGHT	24.0		-24.0			0.0		0.0				0.0		0.0		1.0			
R	FOREARM WIDTH @ 2CM ABOVE CUFF	13.0		-13.0			0.0		0.0				0.0		0.0		1.0			
S	½ CUFF WIDTH (SHORT SLEEVE)	9.5		-9.5			0.0		0.0				0.0		0.0		1.0			
T	UNDERARM SLEEVE LENGTH	n/a		#VALUE!			0.0		0.0				0.0		0.0		0.5	MV	Match armhole / crown shape of CORE TEE	
U	CUFF RIB DEPTH	4.5		-3.0			0.0		0.0				0.0		0.0		0.5			
V	FRONT GRAPHIC PLACEMENT (HSP TO GRAPHIC TOP EDGE)	n/a		#VALUE!			0.0		0.0				0.0		0.0		1.0			
W	FRONT GRAPHIC PLACEMENT (CF TO GRAPHIC INSIDE EDGE)	n/a		#VALUE!			0.0		0.0				0.0		0.0		1.0			
				0.0			0.0		0.0				0.0		0.0		0.5			
				0.0			0.0		0.0				0.0		0.0		0.5			
	DATE:	18/3/25																		
	INITIAL:	MV																		

**SPECIFICATION NOTES:**  
 CF = CENTRE FRONT  
 CB = CENTRE BACK  
 HSP = HIGH SHOULDER POINT  
 SP = SHOULDER POINT



SEASON / DROP SS25 / CAPSULE 2 / JULY  
 BLOCK LONG SLEEVE JERSEY  
 FABRIC SPORTS JERSEY TBC  
 MANUFACTURER N/A

STATUS PROTO 1  
 SIZE RANGE XS - XXL  
 AUTHOR MEES VISSER  
 CREATED - UPDATED 30/04/25 - 00/00/00

LIST OF MEASUREMENTS (CM)		ACCEPTABLE TOLERANCE	GRADE CHART															
(REFER TO 'POINTS OF MEASURE GUIDE')			GRADE RULE TAKEN FROM RÆBURN MASTER SIZING FILE															
POM	DESCRIPTION		GRADERULE BY SIZE								GRADED SIZE SPECIFICATION							
		XXS	XS	S	M	L	XL	XXL	XXS	XS	S	M	L	XL	XXL			
A	FRONT BODY LENGTH FROM HSP (FROM BASE OF NECK RIB)	0.5	1.50	1.50	1.50	0.00	1.50	1.50	1.50			65.5	67.0	68.5	70.0	71.5	73.0	74.5
B	BACK BODY LENGTH FROM HSP (FROM BASE OF NECK RIB)	0.5	1.50	1.50	1.50	0.00	1.50	1.50	1.50			64.5	66.0	67.5	69.0	70.5	72.0	73.5
C	½ ACROSS CHEST @ 2.5 CM UNDER ARMHOLE	0.5	2.50	2.50	2.50	0.00	2.50	2.50	2.50			51.0	53.5	56.0	58.5	61.0	63.5	66.0
D	½ HEM WIDTH	0.5	2.50	2.50	2.50	0.00	2.50	2.50	2.50			51.0	53.5	56.0	58.5	61.0	63.5	66.0
E	HEM DEPTH (INCLUDING COVER STITCH)	0.5	0.50	0.50	0.50	0.00	0.50	0.50	0.50			1.5	2.0	2.5	3.0	3.5	4.0	4.5
F	X-SHOULDER (SEAM TO SEAM)	0.5	2.00	2.00	2.00	0.00	2.00	2.00	2.00			47.0	49.0	51.0	53.0	55.0	57.0	59.0
G	X-FRONT @ 18CM FROM HSP	0.5	<del>0.50</del>	<del>0.50</del>	<del>0.50</del>	<del>0.00</del>	<del>0.50</del>	<del>0.50</del>	<del>0.50</del>			#VALUE!	#VALUE!	#VALUE!	n/a	#VALUE!	#VALUE!	#VALUE!
H	X-BACK @ 18CM FROM HSP	0.5	<del>0.50</del>	<del>0.50</del>	<del>0.50</del>	<del>0.00</del>	<del>0.50</del>	<del>0.50</del>	<del>0.50</del>			#VALUE!	#VALUE!	#VALUE!	n/a	#VALUE!	#VALUE!	#VALUE!
I	SHOULDER SLOPE FROM HSP (FROM BASE OF RIB)	0.5	<del>0.50</del>	<del>0.50</del>	<del>0.50</del>	<del>0.00</del>	<del>0.50</del>	<del>0.50</del>	<del>0.50</del>			#VALUE!	#VALUE!	#VALUE!	n/a	#VALUE!	#VALUE!	#VALUE!
J	BACK NECK WIDTH (TOP EDGE RIB TO RIB)	0.5	0.50	0.50	0.50	0.00	0.50	0.50	0.50			13.5	14.0	14.5	15.0	15.5	16.0	16.5
K	FRONT NECK DROP (FROM TOP EDGE RIB FINISH)	0.5	0.25	0.25	0.25	0.00	0.25	0.25	0.25			8.3	8.5	8.8	9.0	9.3	9.5	9.8
L	BACK NECK DROP (FROM TOP EDGE RIB FINISH)	0.5	0.50	0.50	0.50	0.00	0.50	0.50	0.50			0.0	0.5	1.0	1.5	2.0	2.5	3.0
M	½ NECK STRETCH MINIMUM	0.5	0.00	0.00	0.00	0.00	0.00	0.00	0.00			28.0	28.0	28.0	28.0	28.0	28.0	28.0
N	NECK RIB DEPTH	1.0	0.00	0.00	0.00	0.00	0.00	0.00	0.00			2.5	2.5	2.5	2.5	2.5	2.5	2.5
O	OVERARM SLEEVE LENGTH FROM SHOULDER (INC. CUFF)	0.7	1.25	1.25	1.25	0.00	1.25	1.25	1.25			56.8	58.0	59.3	60.5	61.8	63.0	64.3
P	½ BICEP @ 2CM BELOW UNDERARM	0.7	1.00	1.00	1.00	0.00	1.00	1.00	1.00			20.0	21.0	22.0	23.0	24.0	25.0	26.0
Q	ARMHOLE STRAIGHT	1.0	1.00	1.00	1.00	0.00	1.00	1.00	1.00			21.0	22.0	23.0	24.0	25.0	26.0	27.0
R	FOREARM WIDTH @ 2CM ABOVE CUFF	1.0	0.75	0.75	0.75	0.00	0.75	0.75	0.75			10.8	11.5	12.3	13.0	13.8	14.5	15.3
S	½ CUFF WIDTH (SHORT SLEEVE)	1.0	0.60	0.60	0.60	0.00	0.60	0.60	0.60			7.7	8.3	8.9	9.5	10.1	10.7	11.3
T	UNDERARM SLEEVE LENGTH	0.5	0.50	0.50	0.50	0.00	0.50	0.50	0.50			#VALUE!	#VALUE!	#VALUE!	n/a	#VALUE!	#VALUE!	#VALUE!
U	CUFF RIB DEPTH	0.5	1.25	1.25	1.25	0.00	1.25	1.25	1.25			0.8	2.0	3.3	4.5	5.8	7.0	8.3
V	FRONT GRAPHIC PLACEMENT (HSP TO GRAPHIC TOP EDGE)	1.0	0.00	0.00	0.00	0.00	0.00	0.00	0.00			#VALUE!	#VALUE!	#VALUE!	n/a	#VALUE!	#VALUE!	#VALUE!
W	FRONT GRAPHIC PLACEMENT (CF TO GRAPHIC INSIDE EDGE)	1.0	0.50	0.50	0.50	0.00	0.50	0.50	0.50			#VALUE!	#VALUE!	#VALUE!	n/a	#VALUE!	#VALUE!	#VALUE!

**SPECIFICATION NOTES:**  
 CF = CENTRE FRONT  
 CB = CENTRE BACK  
 HSP = HIGH SHOULDER POINT  
 SP = SHOULDER POINT