

ENCHANTÉ

STYLE #	EN1125MC15	STYLE NAME	BLACK CREWNECK	CATEGORY	CREWNECK
SEASON	SPEEDWAY 2025	XF	10/15	FABRIC DESCRIPTION	420GSM COTTON FLEECE
FACTORY	UA	STAGE	PRODUCTION	FABRIC CONTENT	100% COTTON
SIZE RANGE	XS-XXL	SAMPLE SIZE	LARGE	TP BY:	GD



SELF: 100% COTTON FLEECE (420 GSM)
ART. FLEECE_100% COTTON PFD_410_S0162

COMBO: RIB 2X2 (445 GSM)
ART. RIB 2X2_95% COTTON 5% SPANDEX_445_S0162


WASH TREATMENT:
GARMENT DYE + ACID WASH + DISTRESSED
SCREEN PRINT

COLOR:
SELF: WASHED BLACK
(PLEASE FOLLOW WASHED BLACK STANDARD FROM
PREVIOUS PRODUCTION)

COVER REMARKS:

- 8/1/25 TP LAUNCHED, FTY TO SUBMIT 1X PROTO IN SIZE LARGE
- 9/10/25 BULK COMMENTS ADDED, PLEASE CORRECT & PROCEED INTO BULK

ENCHANTÉ

STYLE #	EN1125MC15	STYLE NAME	BLACK CREWNECK	CATEGORY	CREWNECK	<div>SKETCH</div> 
SEASON	SPEEDWAY 2025	XF	10/15	FABRIC DESCRIPTION	420GSM COTTON FLEECE	
FACTORY	UA	STAGE	PRODUCTION	FABRIC CONTENT	100% COTTON	
SIZE RANGE	XS-XXL	SAMPLE SIZE	LARGE	TP BY:	GD	

CONSTRUCTION

NECK TRIM
TOPSTITCHED
WITH DOUBLE
NEEDLE

CRACKED
SCREEN PRINT
DECORATION




DOUBLE NEEDLE
COVER STITCH AT
CUFF & HEM



USE PRODUCTION APPROVED CREWNECK SWEATSHIRT
BLANK

ENCHANTÉ

STYLE #	EN1125MC15	STYLE NAME	BLACK CREWNECK	CATEGORY	CREWNECK	<div>SKETCH</div> 
SEASON	SPEEDWAY 2025	XF	10/15	FABRIC DESCRIPTION	420GSM COTTON FLEECE	
FACTORY	UA	STAGE	PRODUCTION	FABRIC CONTENT	100% COTTON	
SIZE RANGE	XS-XXL	SAMPLE SIZE	LARGE	TP BY:	GD	

ARTWORK


FRONT CHEST ARTWORK
DECORATION TYPE: DISTRESSED SCREEN PRINT



PRINT PLACEMENT



ENCHANTÉ

STYLE #	EN1125MC15	STYLE NAME	BLACK CREWNECK	CATEGORY	CREWNECK	SKETCH 
SEASON	SPEEDWAY 2025	XF	10/15	FABRIC DESCRIPTION	420GSM COTTON FLEECE	
FACTORY	UA	STAGE	PRODUCTION	FABRIC CONTENT	100% COTTON	
SIZE RANGE	XS-XXL	SAMPLE SIZE	LARGE	TP BY:	GD	

ARTWORK



PANTONE®
212 C

212 C

MAIN “ENCHANTE”

COLOR STANDARDS:



PANTONE®
1788 C

1788 C



PANTONE®
Black C

BLACK C




PANTONE®
128 C

128 C




PANTONE®
7634 C

7634 C



PANTONE®
7407 C

7407 C



PANTONE®
2081 C

2081 C




PANTONE®
1815 C

1815 C



PANTONE®
4070 C


4070 C



PANTONE®
2116 C

2116 C

ENCHANTÉ

STYLE #	EN1125MC15	STYLE NAME	BLACK CREWNECK	CATEGORY	CREWNECK	<div>SKETCH</div> 
SEASON	SPEEDWAY 2025	XF	10/15	FABRIC DESCRIPTION	420GSM COTTON FLEECE	
FACTORY	UA	STAGE	PRODUCTION	FABRIC CONTENT	100% COTTON	
SIZE RANGE	XS-XXL	SAMPLE SIZE	LARGE	TP BY:	GD	


COLORWAY



SELF: WASHED BLACK
(AS PREVIOUS BULK)



ENCHANTÉ


STYLE #	EN1125MC15	STYLE NAME	BLACK CREWNECK	CATEGORY	CREWNECK	
SEASON	SPEEDWAY 2025	XF	7/31/24	FABRIC DESCRIPTION	420GSM COTTON FLEECE	
FACTORY	UA	STAGE	PRODUCTION	FABRIC CONTENT	100% COTTON	
SIZE RANGE	XS-XXL	SAMPLE SIZE	LARGE	TP BY:	GD	
SELF		COMBO		LINING		

CUTTING DIRECTION			CUTTING DIRECTION			CUTTING DIRECTION		
PLACEMENT			PLACEMENT			PLACEMENT		
TREATMENT			TREATMENT			TREATMENT		

SAMPLE NOTES / CALLOUTS							1	2	3	4	
BLACK WASH STANDARD TO FOLLOW PREVIOUS PRODUCTION							COLOR NAME	Washed Black			
							COLOR #				

CUTTING MATERIAL(S)									COLOR OF MATERIAL			
ITEM	CONTENT	ARTICLE #	DESCRIPTION	SUPPLIER	WIDTH	YIELD	UOM	PLACEMENT	1	2	3	4
SELF	100% Cotton	FLEECE_100% COTTON PFD_410_S0162	Cotton Fleece (420 GSM)	UA	72"			Bodice, Sleeves	Washed Black			
COMBO	95% Cotton 5% Spandex	RIB 2X2_95% COTTON 5% SPANDEX_445_ S0162	2x2 Rib (445 GSM)	UA	46"			Neck Trim, Sleeve Cuff, Hem Band	Washed Black			
LINING												
FUSE												
TRIM(S)									COLOR OF TRIM			
ITEM	IMAGE	ARTICLE #	DESCRIPTION	SUPPLIER	SIZE	QUANTITY	UOM	PLACEMENT	1	2	3	4
PRINT			"Enchante" Screen Print	UA				1x Front Chest				
THREAD		Factory Sourced	Thread	UA				All Sewing	PFD			
LABELS + HANGTAGS + PACKAGING									COLOR OF TRIM			
ITEM	IMAGE	ARTICLE #	DESCRIPTION	SUPPLIER	SIZE	QUANTITY	UOM	PLACEMENT	1	2	3	4
LABEL		2-1566A004	Satin Jacquard Label	UA	TBC	1	Units	1 x CB				
LABEL		Factory Sourced	Enchante Care Label - Alpha	Factory Sourced	TBC	1	Units	1 x Wearer's Left SS (See Label Guide)				
PACKAGING		Factory Sourced	Poly Bag - Updated Logo	Factory Sourced		1	Units					
PACKAGING		Factory Sourced	Barcode Sticker	Factory Sourced		1	Units					


ENCHANTÉ

STYLE #	EN1125MC15	STYLE NAME	BLACK CREWNECK	CATEGORY	CREWNECK	
SEASON	SPEEDWAY 2025	XF	10/15	FABRIC DESCRIPTION	420GSM COTTON FLEECE	
FACTORY	UA	STAGE	PRODUCTION	FABRIC CONTENT	100% COTTON	
SIZE RANGE	XS-XXL	SAMPLE SIZE	LARGE	TP BY:	GD	

LABEL GUIDE

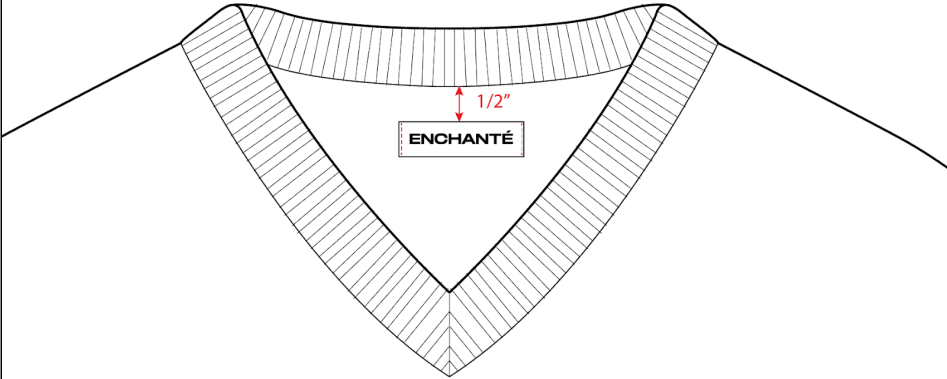
NOTES:

MAIN LABEL PLACEMENT





Label should be stitched through garment on both sides of label at **INSIDE EDGE OF FOLD LINE**
(Stitch should NOT be visible on front side of label)

Sewing thread color:
Top thread- DTM to label, Bobbin - DTM to Self




CARE LABEL PLACEMENT





Insert at Wearer's Left SS,
2.5" Above top edge
of Rib Hem.

If there is no Rib Hem,
Insert at 2.5" Above Hem




Wearer's Left
Side Seam

Rib Hem

Interior Construction View

ENCHANTÉ

STYLE #	EN1125MC15	STYLE NAME	BLACK CREWNECK	CATEGORY	CREWNECK	<div>SKETCH</div> 
SEASON	SPEEDWAY 2025	XF	10/15	FABRIC DESCRIPTION	420GSM COTTON FLEECE	
FACTORY	UA	STAGE	PRODUCTION	FABRIC CONTENT	100% COTTON	
SIZE RANGE	XS-XXL	SAMPLE SIZE	LARGE	TP BY:	GD	



PRINT PLACEMENT



FRONT CHEST ARTWORK
DECORATION TYPE: DISTRESSED SCREEN PRINT




PROTO FIT COMMENTS (9.10.25)

- 1. PLEASE UPDATE GRAPHIC TO CAR ILLUSTRATION (SAME AS EN1125MH11 BLACK HOODIE & EN1125MT28 BLACK TSHIRT)
- 2. FOLLOW EN1125MH11 BLACK HOODIE & EN1125MT28 BLACK TSHIRT FOR DISTRESSING TECHNIQUE
- 3. PLEASE CORRECT & PROCEED INTO BULK

Đổi hình in + hiệu ứng theo mã EN1125MH11 C0033-HOD048, EN1125MT28 C0033-SST075
Điều chỉnh và tiến hành sản xuất

ENCHANTÉ

STYLE #	EN1125MC15	STYLE NAME	BLACK CREWNECK	CATEGORY	CREWNECK	
SEASON	SPEEDWAY 2025	XF	10/15	FABRIC DESCRIPTION	420GSM COTTON FLEECE	
FACTORY	UA	STAGE	PRODUCTION	FABRIC CONTENT	100% COTTON	
SIZE RANGE	XS-XXL	SAMPLE SIZE	LARGE	TP BY:	GD	

APPROVED PRODUCTION SPECS

POM	DESCRIPTION (IN)	TOL +/-	GRADING		XS	S	M	L	XL	XXL
1	CF FROM HPS TO HEM	1/2	1/2		27 1/4	27 3/4	28 1/4	28 3/4	29 1/4	29 3/4
2	NECK BAND HEIGHT	1/8	0		1 1/8	1 1/8	1 1/8	1 1/8	1 1/8	1 1/8
3	NECK WIDTH (SEAM TO SEAM)	1/2	1/4		7 3/4	8	8 1/4	8 1/2	8 3/4	9
4	FRONT NECK DROP (HPS TO SEAM)	1/4	1/8		3 7/8	4	4 1/8	4 1/4	4 3/8	4 1/2
5	BACK NECK DROP (HPS TO SEAM)	1/8	0		1 3/8	1 3/8	1 3/8	1 3/8	1 3/8	1 3/8
6	ACROSS SHOULDER (SEAM TO SEAM)	1/2	1/2		20 3/4	21 1/4	21 3/4	22 1/4	22 3/4	23 1/4
7	ACROSS FRONT (6" DOWN FROM HPS)	1/2	1/2		19 3/4	20 1/4	20 3/4	21 1/4	21 3/4	22 1/4
8	CHEST (1" BELOW ARMHOLE)	1/2	1		21	22	23	24	25	26
9	BOTTOM OPENING	1/2	1		17	18	19	20	21	22
10	ARMHOLE STRAIGHT	3/8	1/2		9 1/4	9 3/4	10 1/4	10 3/4	11 1/4	11 3/4
11	SLEEVE LENGTH FROM SHOULDER	1/2	1/2		23 1/4	23 3/4	24 1/4	24 3/4	25 1/4	25 3/4
12	BICEP (1" BELOW ARMHOLE)	1/4	1/2		8 3/4	9 1/4	9 3/4	10 1/4	10 3/4	11 1/4
13	SLEEVE OPENING (RELAXED)	1/4			3	3	3 1/4	3 1/2	3 3/4	4
14	SLEEVE CUFF RIB TRIM HEIGHT	1/8	0		2 1/8	2 1/8	2 1/8	2 1/8	2 1/8	2 1/8
15	HEM RIB HEIGHT	1/8	0		2 1/2	2 1/2	2 1/2	2 1/2	2 1/2	2 1/2