


ENCHANTÉ

STYLE #	EN1125WT08	STYLE NAME	CROPPED TANK	CATEGORY	TOP
SEASON	SPEEDWAY 2025	XF	10/15	FABRIC DESCRIPTION	RIB 2x1 RIB (30'S/1 CM + 40D)
FACTORY	UA	STAGE	PRODUCTION	FABRIC CONTENT	95% COTTON 5% SPANDEX
SIZE RANGE	XS-XXL	SAMPLE SIZE	SMALL	TP BY:	GD



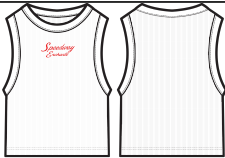
SELF: RIB 2x1
ART# RIB 2X1_95% COTTON 5% SPANDEX_PFD_245_S0004

DECORATION:
STANDARD EMBROIDERY

COLORWAY:
SELF: SOLID WHITE

COVER REMARKS:
7/10/25 TP LAUNCHED, FTY TO SUBMIT 1X PROTO IN EACH COLOR SIZE SMALL
8/1/25 ARTWORK UPDATED, FTY TO APPLY CHANGES + APPLY TO PROTO
9/15/25 BULK COMMENTS ADDED, PLEASE CORRECT & PROCEED INTO BULK


ENCHANTÉ

STYLE #	EN1125WT08	STYLE NAME	CROPPED TANK	CATEGORY	TOP	<div>SKETCH</div> 
SEASON	SPEEDWAY 2025	XF	10/15	FABRIC DESCRIPTION	RIB 2x1 RIB (30'S/1 CM + 40D) 245G/M2	
FACTORY	UA	STAGE	PRODUCTION	FABRIC CONTENT	95% COTTON 5% SPANDEX	
SIZE RANGE	XS-XXL	SAMPLE SIZE	SMALL	TP BY:	GD	

CONSTRUCTION

STANDARD EMBROIDERY

SELF RIB ARMHOLE & NECK TRIM
WITH DOUBLE NEEDLE COVER
STITCH FINISH AT SEAMS

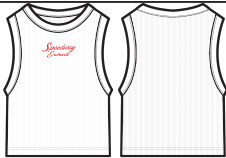


DOUBLE NEEDLE COVER
STITCH AT HEM



USE PRODUCTION APPROVED WOMEN'S CROPPED TANK BLANK

ENCHANTÉ

STYLE #	EN1125WT08	STYLE NAME	CROPPED TANK	CATEGORY	TOP	<div>SKETCH</div> 
SEASON	SPEEDWAY 2025	XF	10/15	FABRIC DESCRIPTION	RIB 2x1 RIB (30'S/1 CM + 40D) 245G/M2	
FACTORY	UA	STAGE	PRODUCTION	FABRIC CONTENT	95% COTTON 5% SPANDEX	
SIZE RANGE	XS-XXL	SAMPLE SIZE	SMALL	TP BY:	GD	

ARTWORK

FRONT CHEST ARTWORK
DECORATION TYPE: STANDARD EMBROIDERY




COLOR STANDARDS:



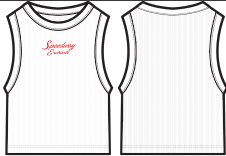
PANTONE®
17-1664 TCX
Poppy Red

17-1664 TCX
POPPY RED


PLACEMENT



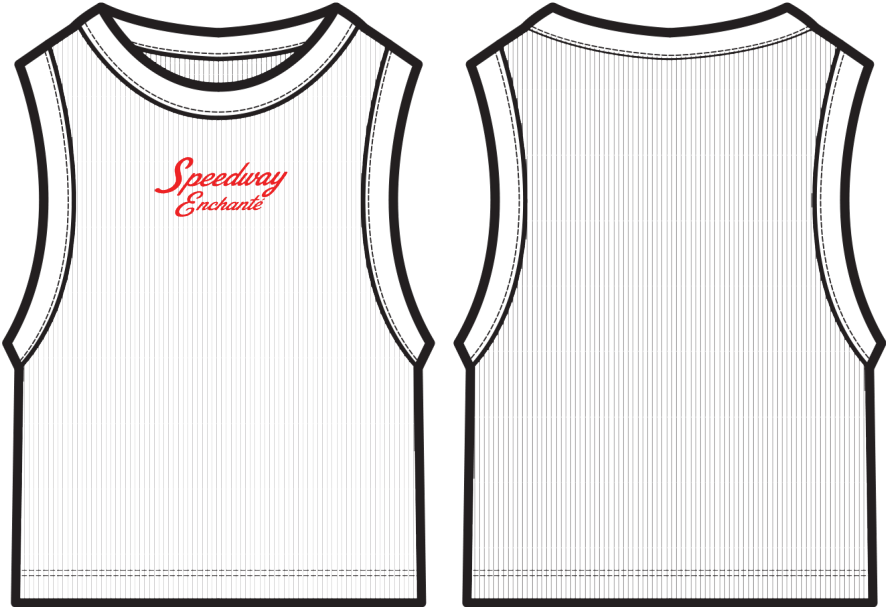
ENCHANTÉ

STYLE #	EN1125WT08	STYLE NAME	CROPPED TANK	CATEGORY	TOP	<div>SKETCH</div> 
SEASON	SPEEDWAY 2025	XF	10/15	FABRIC DESCRIPTION	RIB 2x1 RIB (30'S/1 CM + 40D) 245G/M2	
FACTORY	UA	STAGE	PRODUCTION	FABRIC CONTENT	95% COTTON 5% SPANDEX	
SIZE RANGE	XS-XXL	SAMPLE SIZE	SMALL	TP BY:	GD	

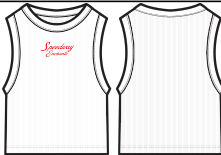
COLORWAY



SELF: WHITE




ENCHANTÉ

STYLE #	EN1125WT08	STYLE NAME	CROPPED TANK	CATEGORY	TOP							
SEASON	SPEEDWAY 2025	XF	10/15	FABRIC DESCRIPTION	RIB 2x1 RIB (30'S/1 CM + 40D) 245G/M2							
FACTORY	UA	STAGE	PRODUCTION	FABRIC CONTENT	95% COTTON 5% SPANDEX							
SIZE RANGE	XS-XXL	SAMPLE SIZE	SMALL	TP BY:	GD							
SELF		COMBO			LINING							
CUTTING DIRECTION		CUTTING DIRECTION			CUTTING DIRECTION							
PLACEMENT		PLACEMENT			PLACEMENT							
TREATMENT		TREATMENT			TREATMENT							
SAMPLE NOTES / CALLOUTS					1	2	3	4				
					COLOR NAME	White						
					COLOR #							

CUTTING MATERIAL(S)									COLOR OF MATERIAL			
ITEM	CONTENT	ARTICLE #	DESCRIPTION	SUPPLIER	WIDTH	YIELD	UOM	PLACEMENT	1	2	3	4
SELF	95% COTTON 5% SPANDEX	RIB 2X1. 95% COTTON 5% SPANDEX_PFD_245_S0004	2x1 Rib	UA	100cm			Bodice, Neck & Armhole Trims	White			
COMBO												
LINING												
FUSE												
TRIM(S)									COLOR OF TRIM			
ITEM	IMAGE	ARTICLE #	DESCRIPTION	SUPPLIER	SIZE	QUANTITY	UOM	PLACEMENT	1	2	3	4
EMBROIDERY		Factory Sourced	"Speedway Enchanté" Chain-Stitch Embroidery	Factory Sourced				1x CF Chest				
THREAD A		Factory Sourced	Thread	Factory Sourced				All Sewing / Topstitching	White			
LABELS + HANGTAGS + PACKAGING									COLOR OF TRIM			
ITEM	IMAGE	ARTICLE #	DESCRIPTION	SUPPLIER	SIZE	QUANTITY	UOM	PLACEMENT	1	2	3	4
LABEL		2-1566A004	Satin Jacquard Label	UA	TBC	1	Units	1 x CB				
LABEL		TBC	Enchanté Care Label - Alpha	TBC	TBC	1	Units	1 x Wearer's Left SS (See Label Guide)				
PACKAGING			Poly Bag	Biolo	14" x 20"	1	Units					
PACKAGING			Barcode Sticker	Factory Sourced		1	Units					


RENGGLI

STYLE #	EN1125WT08	STYLE NAME	CROPPED TANK	CATEGORY	TOP	
SEASON	SPEEDWAY 2025	XF	10/15	FABRIC DESCRIPTION	RIB 2x1 RIB (30'S/1 CM + 40D) 245G/M2	
FACTORY	UA	STAGE	PRODUCTION	FABRIC CONTENT	95% COTTON 5% SPANDEX	
SIZE RANGE	XS-XXL	SAMPLE SIZE	SMALL	TP BY:	GD	

LABEL GUIDE

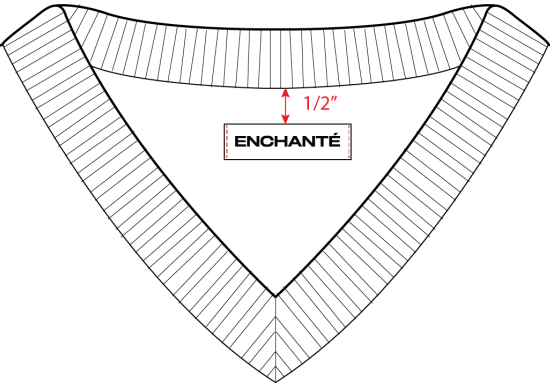
NOTES:

MAIN LABEL PLACEMENT

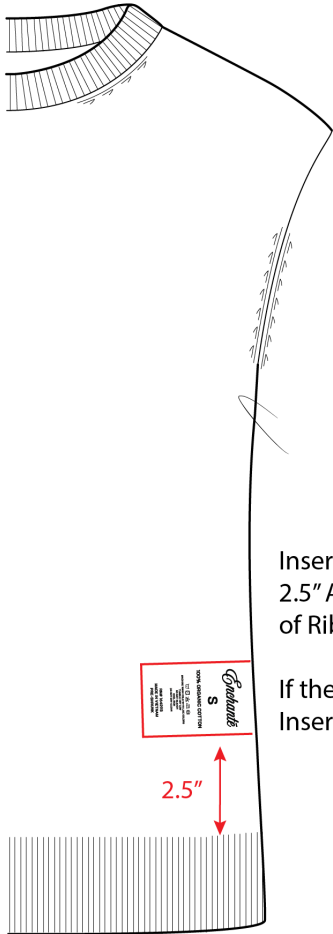


Label should be stitched through garment on both sides of label at **INSIDE EDGE OF FOLD LINE**
(Stitch should NOT be visible on front side of label)


Sewing thread color:
Top thread- DTM to label, Bobbin - DTM to Self




CARE LABEL PLACEMENT



Insert at Wearer's Left SS, 2.5" Above top edge of Rib Hem.
If there is no Rib Hem, Insert at 2.5" Above Hem



2.5"



1.13"

0.75"

2.5" from hem

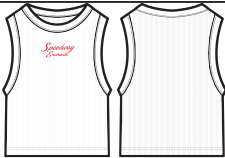
Wearer's Left Side Seam

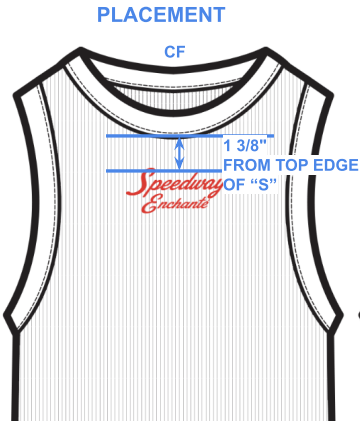

Rib Hem

Interior Construction View

Date Printed 9/15/2025

ENCHANTÉ

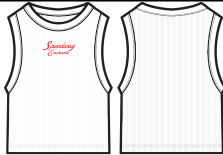
STYLE #	EN1125WT08	STYLE NAME	CROPPED TANK	CATEGORY	TOP	<div>SKETCH</div> 
SEASON	SPEEDWAY 2025	XF	10/15	FABRIC DESCRIPTION	RIB 2x1 RIB (30'S/1 CM + 40D) 245G/M2	
FACTORY	UA	STAGE	PRODUCTION	FABRIC CONTENT	95% COTTON 5% SPANDEX	
SIZE RANGE	XS-XXL	SAMPLE SIZE	SMALL	TP BY:	GD	



- PROTO FIT COMMENTS (9.01.25)
- 1. SAMPLE LOOKS GREAT!
 - 2. PLEASE CLEAN UP EMBROIDERY AS PER SUBMIT RECEIVED (SHOULD MATCH QUALITY OF THE BLUE HOODIE)
 - 3. WE'RE INCREASING ARTWORK TO 3 1/2" WIDE X HEIGHT TO SCALE, PLEASE ENSURE EMBROIDERY IS CLEANER SINCE OVERALL SCALE IS LARGER
 - 4. PLEASE CORRECT & PROCEED INTO BULK

Điều chỉnh hình thù sạch như mã EN1125MH12 C0033-HOD046- không bị rỗng cửa
Tăng kích hình thù chiều ngang lên 3 1/2" x tự cân chỉnh chiều cao. Vui lòng đảm bảo hình thù k
bị rỗng cư khi tăng kích thước. Định vị cách giữa cổ trước 1 3/8"
Điều chỉnh và tiến hành sản xuất

ENCHANTÉ

STYLE #	EN1125WT08	STYLE NAME	CROPPED TANK	CATEGORY	TOP	
SEASON	SPEEDWAY 2025	XF	10/15	FABRIC DESCRIPTION	RIB 2x1 RIB (30'S/1 CM + 40D) 245G/M2	
FACTORY	UA	STAGE	PRODUCTION	FABRIC CONTENT	95% COTTON 5% SPANDEX	
SIZE RANGE	XS-XXL	SAMPLE SIZE	SMALL	TP BY:	GD	

APPROVED PRODUCTION SPECS

POM	DESCRIPTION (IN)	TOL +/-		XS	S	M	L	XL	XXL
1	BODY LENGTH FROM HPS	1/2		16	16 1/2	17	17 3/4	18 1/2	19 1/4
2	ACROSS SHOULDER (SEAM TO SEAM)	1/4		8 1/4	8 3/4	9 1/4	9 3/4	10 1/4	10 3/4
3	FRONT CHEST (4 1/2" BELOW HPS)	1/4		7 1/4	7 3/4	8 1/4	8 3/4	9 1/4	9 3/4
4	CHEST ACROSS FRONT (ARMHOLE 1"	3/8		10 3/8	11 3/8	12 3/8	13 3/8	14 3/8	15 3/8
5	SWEEP	3/8		10 1/2	11 1/2	12 1/2	13 1/2	14 1/2	15 1/2
6	NECK WIDTH (SEAM TO SEAM)	1/4		7 3/8	7 5/8	7 7/8	8 1/8	8 3/8	8 5/8
7	FRONT NECK DROP (HPS TO SEAM)	1/4		2 1/8	2 1/4	2 3/8	2 1/2	2 5/8	2 3/4
8	BACK NECK DROP	1/4		7/8	7/8	7/8	7/8	7/8	7/8
9	NECK TRIM HEIGHT	1/8		1	1	1	1	1	1
10	ARMHOLE STRAIGHT	3/8		9 5/8	10 1/8	10 5/8	11 1/8	11 5/8	12 1/8