

ENCHANTÉ

STYLE #	EN1125MC16	STYLE NAME	1/4 ZIP PULLOVER	CATEGORY	CREWNECK
SEASON	SPEEDWAY 2025	XF	10/15	FABRIC DESCRIPTION	420GSM COTTON FLEECE
FACTORY	UA	STAGE	DEVELOPMENT	FABRIC CONTENT	100% COTTON
SIZE RANGE	XS-XXL	SAMPLE SIZE	LARGE	TP BY:	GD



SELF: 100% COTTON FLEECE (420 GSM)
ART. FLEECE_100% COTTON_SOLID_420_S0162


COMBO: RIB 2X2 (445 GSM)
ART. RIB 2X2_95% COTTON 5% SPANDEX_SOLID_445_S0162

WASH TREATMENT:
GARMENT DYE + ACID WASH (AS SUMMER 1 2024) + EMBROIDERY

PRODUCTION COLOR:
WASHED BLACK
(PLEASE FOLLOW WASHED BLACK STANDARD FROM PREVIOUS PRODUCTION)

COVER REMARKS:

7/10/25 TP LAUNCHED, FTY TO SUBMIT 1X PROTO IN EACH COLOR SIZE LARGE
8/1/25 ARTWORK UPDATED, FTY TO APPLY CHANGES + APPLY TO PROTO

STYLE #	EN1125MC16	STYLE NAME	1/4 ZIP PULLOVER	CATEGORY	CREWNECK	<div>SKETCH</div> 
SEASON	SPEEDWAY 2025	XF	10/15	FABRIC DESCRIPTION	420GSM COTTON FLEECE	
FACTORY	UA	STAGE	DEVELOPMENT	FABRIC CONTENT	100% COTTON	
SIZE RANGE	XS-XXL	SAMPLE SIZE	LARGE	TP BY:	GD	


CONSTRUCTION

ĐIỀU MÍ 1K 1/8" XUNG QUANH DÂY KÉO, LÁ CỔ NGOÀI, CHÂN CỔ
(TRÊN THÂN ÁO).
DÂY KÉO KIM LOẠI RĂNG 5 Ở GIỮA CỔ



ĐIỀU RẼ 2K 1/4" Ở BO LAI VÀ BO TAY VÀ NÁCH ÁO

ENCHANTÉ

STYLE #	EN1125MC16	STYLE NAME	1/4 ZIP PULLOVER	CATEGORY	CREWNECK	<div>SKETCH</div> 
SEASON	SPEEDWAY 2025	XF	10/15	FABRIC DESCRIPTION	420GSM COTTON FLEECE	
FACTORY	UA	STAGE	DEVELOPMENT	FABRIC CONTENT	100% COTTON	
SIZE RANGE	XS-XXL	SAMPLE SIZE	LARGE	TP BY:	GD	

ARTWORK

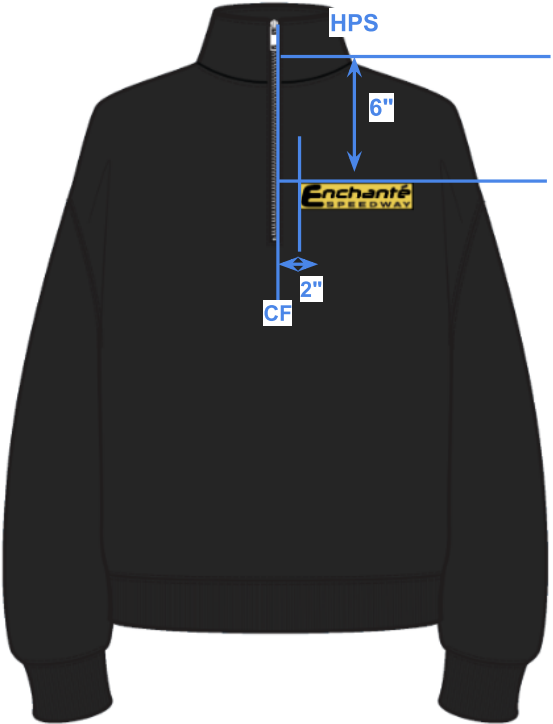
LEFT FRONT CHEST ARTWORK
DECORATION TYPE: EMBROIDERED PATCH




COLOR STANDARDS:



PLACEMENT



ENCHANTÉ

STYLE #	EN1125MC16	STYLE NAME	1/4 ZIP PULLOVER	CATEGORY	CREWNECK	SKETCH 
SEASON	SPEEDWAY 2025	XF	10/15	FABRIC DESCRIPTION	420GSM COTTON FLEECE	
FACTORY	UA	STAGE	DEVELOPMENT	FABRIC CONTENT	100% COTTON	
SIZE RANGE	XS-XXL	SAMPLE SIZE	LARGE	TP BY:	GD	


COLORWAY



SELF: WASHED BLACK
(AS PREVIOUS BULK)




ENCHANTÉ

STYLE #	EN1125MC16	STYLE NAME	1/4 ZIP PULLOVER	CATEGORY	CREWNECK	SKETCH				
SEASON	SPEEDWAY 2025	XF	7/31/24	FABRIC DESCRIPTION	420GSM COTTON FLEECE					
FACTORY	UA	STAGE	DEVELOPMENT	FABRIC CONTENT	100% COTTON					
SIZE RANGE	XS-XXL	SAMPLE SIZE	LARGE	TP BY:	GD					
SELF		COMBO			LINING					
CUTTING DIRECTION		CUTTING DIRECTION			CUTTING DIRECTION					
PLACEMENT		PLACEMENT			PLACEMENT					
TREATMENT		TREATMENT			TREATMENT					
SAMPLE NOTES / CALLOUTS					1	2	3	4		
BLACK WASH STANDARD TO FOLLOW PREVIOUS PRODUCTION				COLOR NAME	Washed Black					
				COLOR #						

CUTTING MATERIAL(S)									COLOR OF MATERIAL			
ITEM	CONTENT	ARTICLE #	DESCRIPTION	SUPPLIER	WIDTH	YIELD	UOM	PLACEMENT	1	2	3	4
SELF	100% Cotton	FLEECE_100% COTTON_SOLID_420_S0162	Cotton Fleece (420 GSM)	UA	72"			Bodice, Funnel Neck, Sleeves	Washed Black			
COMBO	95% Cotton 5% Spandex	RIB 2X2_95% COTTON 5% SPANDEX_SOLID_445_S0162	2x2 Rib (445GSM)	UA	46"			Sleeve Cuff, Hem Band	Washed Black			
LINING												
FUSE												
TRIM(S)									COLOR OF TRIM			
ITEM	IMAGE	ARTICLE #	DESCRIPTION	SUPPLIER	SIZE	QUANTITY	UOM	PLACEMENT	1	2	3	4
EMBROIDERY		Factory Sourced	"Enchante Speedway" Embroidered Patch	UA				1x Front Wearer's Left Chest				
ZIPPER		Factory Sourced	#5 Closed End Metal Zipper with Rectangular Puller	UA				CF Closure	DTM Black			
THREAD A		Factory Sourced	Thread	UA				All Sewing	PFD			
LABELS + HANGTAGS + PACKAGING									COLOR OF TRIM			
ITEM	IMAGE	ARTICLE #	DESCRIPTION	SUPPLIER	SIZE	QUANTITY	UOM	PLACEMENT	1	2	3	4
LABEL		2-1566A004	Satin Jacquard Label	UA	TBC	1	Units	1 x CB				
LABEL		TBC	Enchante Care Label - Alpha	Factory Sourced	TBC	1	Units	1 x Wearer's Left SS (See Label Guide)				
PACKAGING			Poly Bag - Updated Logo	Factory Sourced		1	Units					
PACKAGING			Barcode Sticker	Factory Sourced		1	Units					


ENCHANTÉ

STYLE #	EN1125MC16	STYLE NAME	1/4 ZIP PULLOVER	CATEGORY	CREWNECK	<div>SKETCH</div> 
SEASON	SPEEDWAY 2025	XF	10/15	FABRIC DESCRIPTION	420GSM COTTON FLEECE	
FACTORY	UA	STAGE	DEVELOPMENT	FABRIC CONTENT	100% COTTON	
SIZE RANGE	XS-XXL	SAMPLE SIZE	LARGE	TP BY:	GD	

LABEL GUIDE

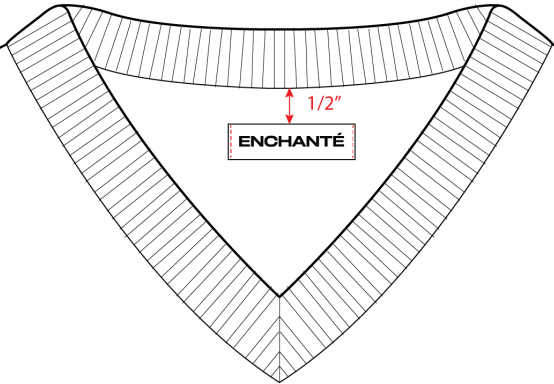
NOTES:

MAIN LABEL PLACEMENT

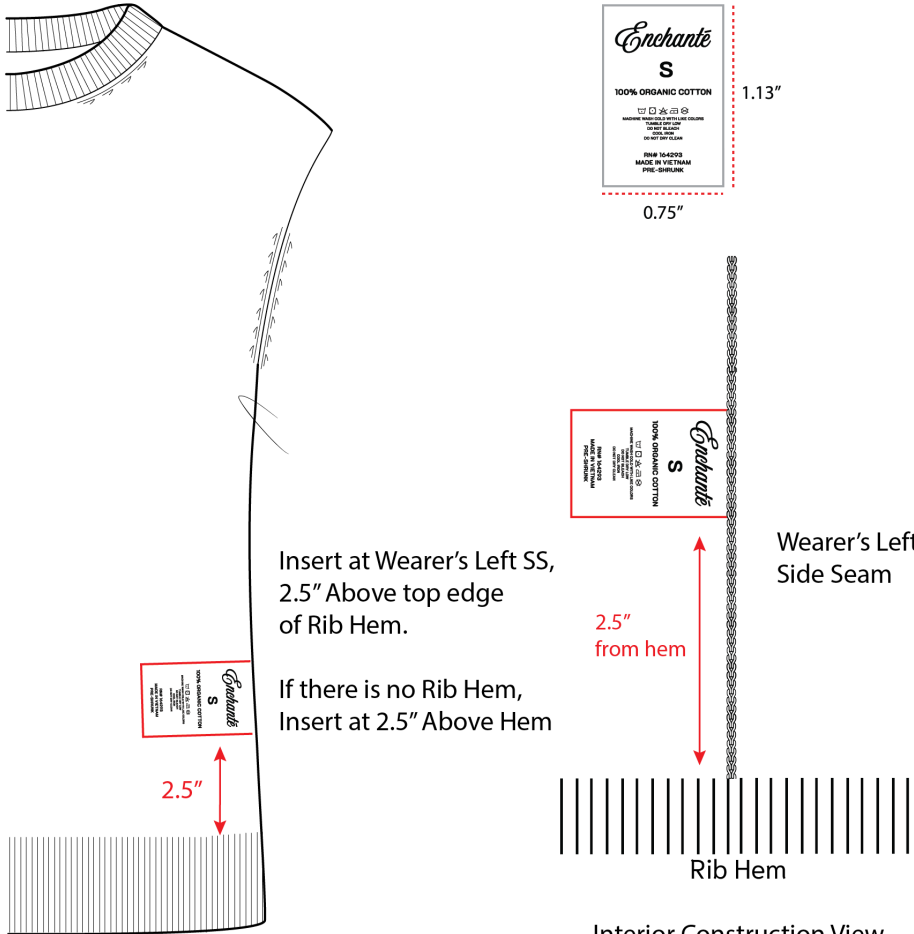



Label should be stitched through garment on both sides of label at **INSIDE EDGE OF FOLD LINE**
(Stitch should NOT be visible on front side of label)

Sewing thread color:
Top thread- DTM to label, Bobbin - DTM to Self




CARE LABEL PLACEMENT





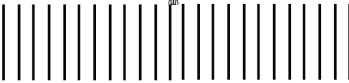
1.13"

0.75"



Wearer's Left Side Seam

2.5" from hem




Rib Hem


Interior Construction View

Insert at Wearer's Left SS, 2.5" Above top edge of Rib Hem.

If there is no Rib Hem, Insert at 2.5" Above Hem



ENCHANTÉ

STYLE #	EN1125MC16	STYLE NAME	1/4 ZIP PULLOVER	CATEGORY	CREWNECK	SKETCH 
SEASON	SPEEDWAY 2025	XF	10/15	FABRIC DESCRIPTION	420GSM COTTON FLEECE	
FACTORY	UA	STAGE	DEVELOPMENT	FABRIC CONTENT	100% COTTON	
SIZE RANGE	XS-XXL	SAMPLE SIZE	LARGE	TP BY:	GD	

APPROVED PRODUCTION SPECS

UPDATED 11/27 SIZE L

POM	DESCRIPTION	TOL +/-	GRADING	XS	S	M	L	XL	XXL
1	CF FROM HPS TO HEM	1/2	1/2	26	26 1/2	27	26 7/8	28	28 1/2
2	NECK BAND HEIGHT	1/8	0	2 1/2	2 1/2	2 1/2	2 5/8	2 1/2	2 1/2
3	NECK WIDTH (SEAM TO SEAM)	1/2	1/4	9	9 1/4	9 1/2	10 1/8	10	10 1/4
4	CF ZIPPER LENGTH	1/4		6 3/4	6 3/4	7	6 3/4	7 1/4	7 1/4
5	FRONT NECK DROP (HPS TO SEAM)	1/4	1/8	3 1/4	3 3/8	3 1/2	3 1/8	3 3/4	3 7/8
6	BACK NECK DROP (HPS TO SEAM)	1/8	0	7/8	7/8	7/8	7/8	7/8	7/8
7	SHOULDER WIDTH (SEAM TO SEAM)	1/2	1/2	21 1/2	22	22 1/2	23	23 1/2	24
8	ACROSS FRONT (6" DOWN FROM HPS)	1/2	1/2	19 1/2	20	20 1/2	21	21 1/2	22
9	CHEST (1" BELOW ARMHOLE)	1/2	1	21 1/2	22 1/2	23 1/2	24 3/4	25 1/2	26 1/2
10	BOTTOM OPENING	1/2	1	16 3/4	17 3/4	18 3/4	18 1/2	20 3/4	21 3/4
11	ARMHOLE (STRAIGHT)	1/4	1/2	9 5/8	10 1/8	10 5/8	11	11 5/8	12 1/8
12	SLEEVE LENGTH FROM SHOULDER SEAM	1/2	1/2	22 1/2	23	23 1/2	23 7/8	24 1/2	25
13	BICEP (1" BELOW ARMHOLE)	1/4	1/2	8 3/4	9 1/4	9 3/4	10 1/8	10 3/4	11 1/4
14	SLEEVE OPENING (RELAXED)	1/4		2 3/4	2 3/4	3	3 1/4	3 1/2	3 3/4
15	SLEEVE CUFF RIB TRIM HEIGHT	1/8	0	2	2	2	2	2	2
16	HEM RIB HEIGHT	1/8	0	2 5/8	2 5/8	2 5/8	2 5/8	2 5/8	2 5/8