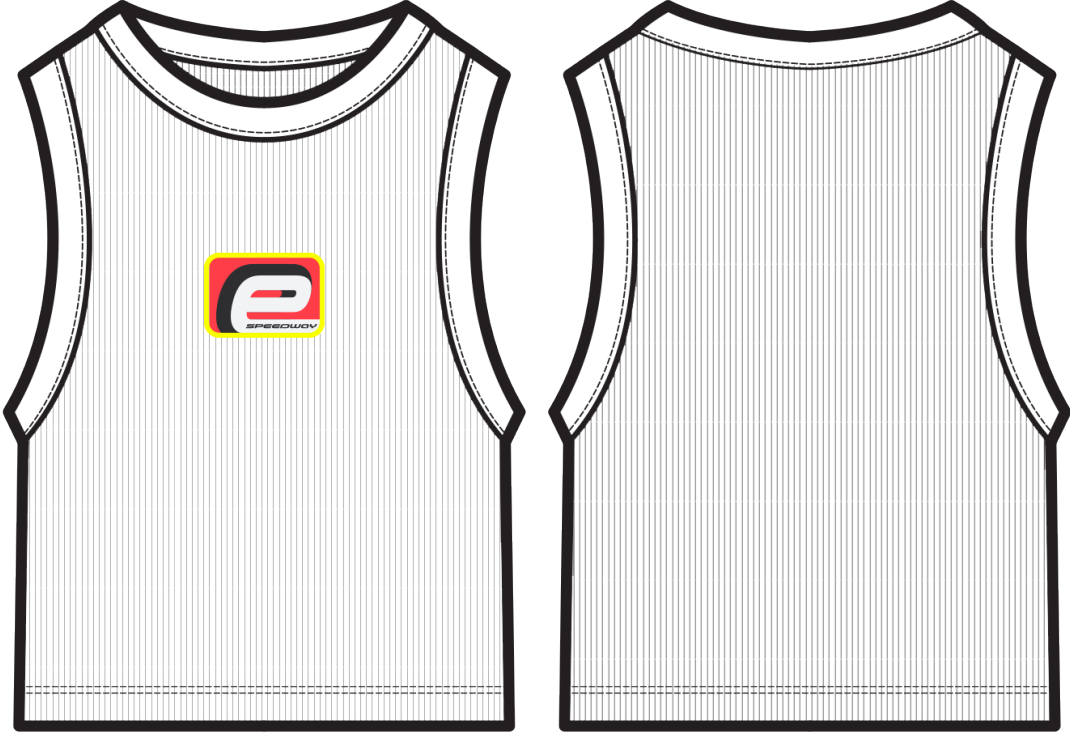


ENCHANTÉ

STYLE #	EN1125WT08	STYLE NAME	"E" SPEEDWAY CROP TANK	CATEGORY	TOP
SEASON	SPEEDWAY 2025	XF	10/15	FABRIC DESCRIPTION	RIB 2x1 RIB (30'S/1 CM + 40D)
FACTORY	UA	STAGE	PRODUCTION	FABRIC CONTENT	95% COTTON 5% SPANDEX
SIZE RANGE	XS-XXL	SAMPLE SIZE	SMALL	TP BY:	GD
				<p>SELF: RIB 2x1 ART# RIB 2X1_95% COTTON 5% SPANDEX_PFD_245_S0004</p> <p>TREATMENT: PVC PATCH</p> <p>COLORWAY: SELF: SOLID WHITE</p>	

COVER REMARKS:

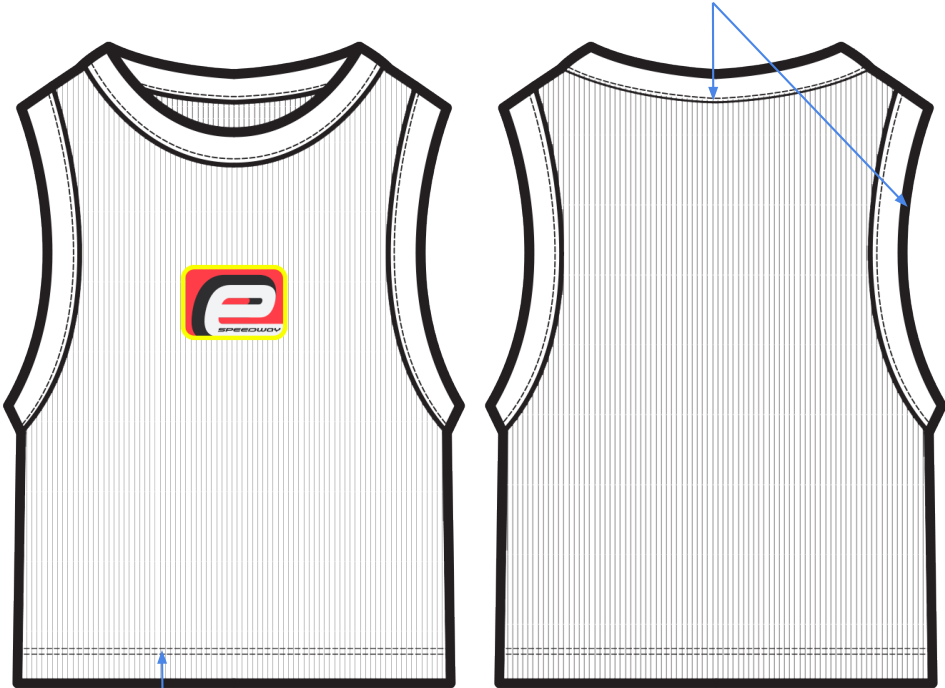
7/10/25 TP LAUNCHED, FTY TO SUBMIT 1X PROTO IN EACH COLOR IN SIZE LARGE

ENCHANTÉ

STYLE #	EN1125WT08	STYLE NAME	"E" SPEEDWAY CROP TANK	CATEGORY	TOP	SKETCH
SEASON	SPEEDWAY 2025	XF	10/15	FABRIC DESCRIPTION	RIB 2x1 RIB (30'S/1 CM + 40D) 245G/M2	
FACTORY	UA	STAGE	PRODUCTION	FABRIC CONTENT	95% COTTON 5% SPANDEX	
SIZE RANGE	XS-XXL	SAMPLE SIZE	SMALL	TP BY:	GD	

CONSTRUCTION

SELF RIB ARMHOLE & NECK TRIM
WITH DOUBLE NEEDLE COVER
STITCH FINISH AT SEAMS

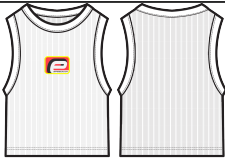


DOUBLE NEEDLE COVER
STITCH AT HEM



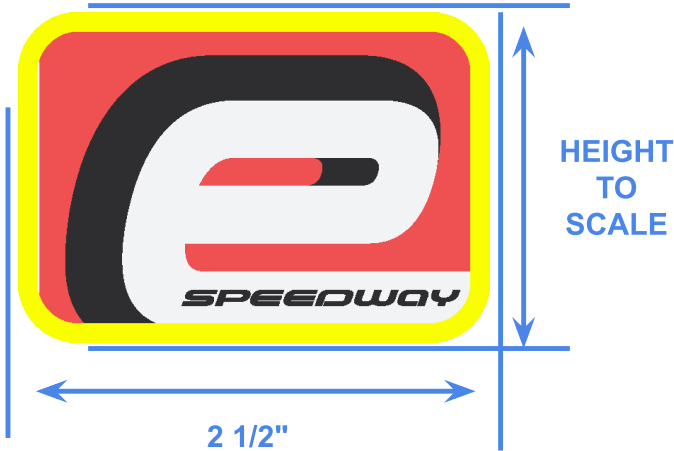
USE PRODUCTION APPROVED WOMEN'S CROPPED TANK BLANK

ENCHANTÉ

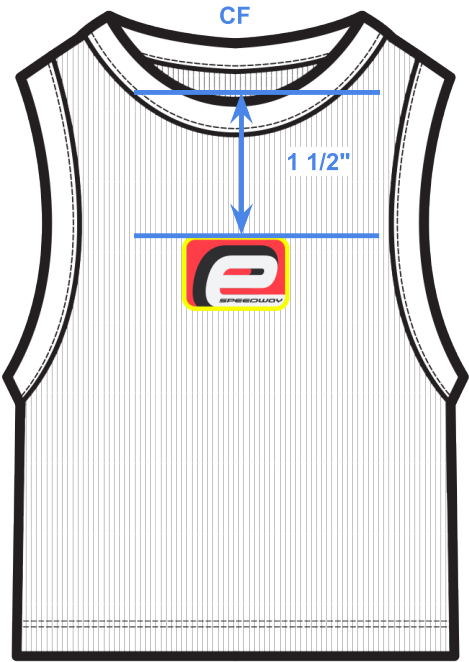
STYLE #	EN1125WT08	STYLE NAME	"E" SPEEDWAY CROP TANK	CATEGORY	TOP	<div>SKETCH</div> 
SEASON	SPEEDWAY 2025	XF	10/15	FABRIC DESCRIPTION	RIB 2x1 RIB (30'S/1 CM + 40D) 245G/M2	
FACTORY	UA	STAGE	PRODUCTION	FABRIC CONTENT	95% COTTON 5% SPANDEX	
SIZE RANGE	XS-XXL	SAMPLE SIZE	SMALL	TP BY:	GD	

ARTWORK

FRONT CHEST ARTWORK
DECORATION TYPE: PVC PATCH



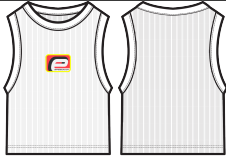
PLACEMENT




COLOR STANDARDS:



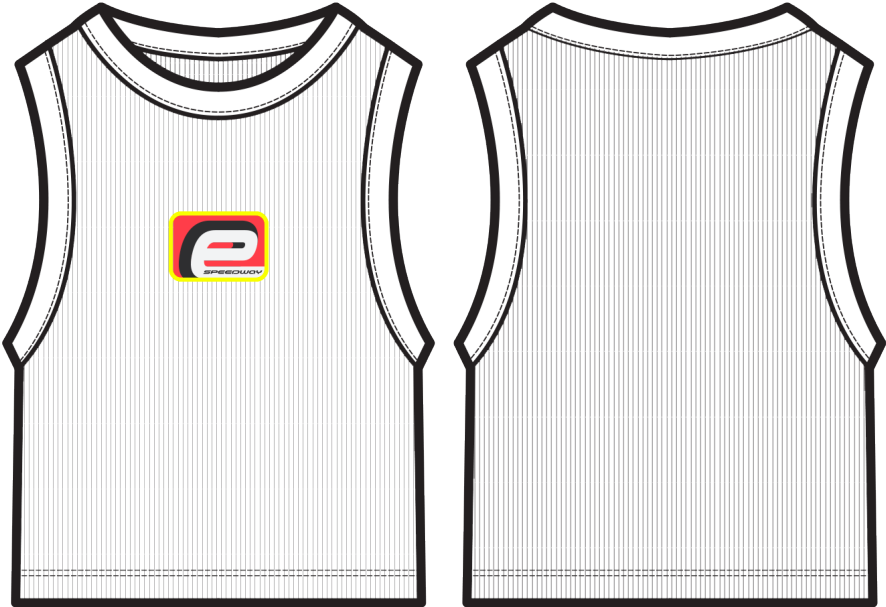
ENCHANTÉ

STYLE #	EN1125WT08	STYLE NAME	"E" SPEEDWAY CROP TANK	CATEGORY	TOP	<div>SKETCH</div> 
SEASON	SPEEDWAY 2025	XF	10/15	FABRIC DESCRIPTION	RIB 2x1 RIB (30'S/1 CM + 40D) 245G/M2	
FACTORY	UA	STAGE	PRODUCTION	FABRIC CONTENT	95% COTTON 5% SPANDEX	
SIZE RANGE	XS-XXL	SAMPLE SIZE	SMALL	TP BY:	GD	

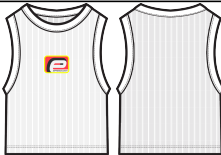
COLORWAY



SELF: WHITE



ENCHANTÉ

STYLE #	EN1125WT08	STYLE NAME	"E" SPEEDWAY CROP TANK	CATEGORY	TOP						
SEASON	SPEEDWAY 2025	XF	10/15	FABRIC DESCRIPTION	RIB 2x1 RIB (30'S/1 CM + 40D) 245G/M2						
FACTORY	UA	STAGE	PRODUCTION	FABRIC CONTENT	95% COTTON 5% SPANDEX						
SIZE RANGE	XS-XXL	SAMPLE SIZE	SMALL	TP BY:	GD						
SELF		COMBO			LINING						
CUTTING DIRECTION		CUTTING DIRECTION			CUTTING DIRECTION						
PLACEMENT		PLACEMENT			PLACEMENT						
TREATMENT		TREATMENT			TREATMENT						
SAMPLE NOTES / CALLOUTS					1	2	3	4			
					COLOR NAME	White					
					COLOR #						


CUTTING MATERIAL(S)									COLOR OF MATERIAL			
ITEM	CONTENT	ARTICLE #	DESCRIPTION	SUPPLIER	WIDTH	YIELD	UOM	PLACEMENT	1	2	3	4
SELF	95% COTTON 5% SPANDEX	RIB 2X1. 95% COTTON 5% SPANDEX_PFD_245_S0004	2x1 Rib	UA	100cm			Bodice, Neck & Armhole Trims	White			
COMBO												
LINING												
FUSE												
TRIM(S)									COLOR OF TRIM			
ITEM	IMAGE	ARTICLE #	DESCRIPTION	SUPPLIER	SIZE	QUANTITY	UOM	PLACEMENT	1	2	3	4
PVC PATCH		Factory Sourced	"E" Speedway PVC Patch	Factory Sourced				1x CF Chest				
THREAD A		Factory Sourced	Thread	Factory Sourced				All Sewing / Topstitching	White			
LABELS + HANGTAGS + PACKAGING									COLOR OF TRIM			
ITEM	IMAGE	ARTICLE #	DESCRIPTION	SUPPLIER	SIZE	QUANTITY	UOM	PLACEMENT	1	2	3	4
LABEL		TBC	Enchante Woven Label	TBC	TBC	1	Units	1 x CB Neck				
LABEL		TBC	Enchante Care Label - Alpha	TBC	TBC	1	Units	1 x Wearer's Left SS (See Label Guide)				
PACKAGING			Poly Bag	Biolo	14" x 20"	1	Units					
PACKAGING			Barcode Sticker	Factory Sourced		1	Units					

STYLE #	EN1125WT08	STYLE NAME	"E" SPEEDWAY CROP TANK	CATEGORY	TOP	SKETCH
SEASON	SPEEDWAY 2025	XF	10/15	FABRIC DESCRIPTION	RIB 2x1 RIB (30'S/1 CM + 40D) 245G/M2	
FACTORY	UA	STAGE	PRODUCTION	FABRIC CONTENT	95% COTTON 5% SPANDEX	
SIZE RANGE	XS-XXL	SAMPLE SIZE	SMALL	TP BY:	GD	

LABEL GUIDE

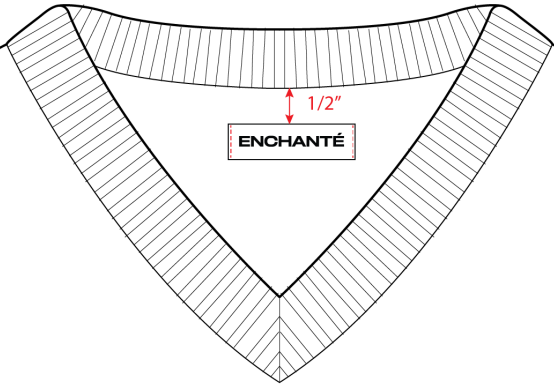
NOTES:

MAIN LABEL PLACEMENT



Label should be stitched through garment on both sides of label at **INSIDE EDGE OF FOLD LINE** (Stitch should NOT be visible on front side of label)

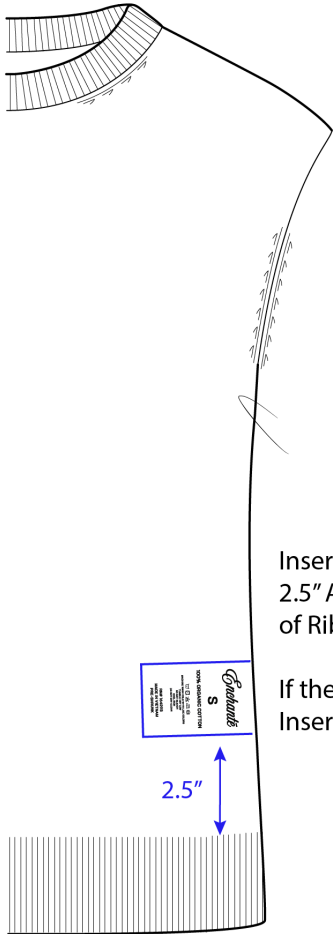
Sewing thread color:
Top thread- DTM to label, Bobbin - DTM to Self




1/2"

ENCHANTÉ

CARE LABEL PLACEMENT




2.5"



1.13"

0.75"



2.5" from hem

Wearer's Left Side Seam

Rib Hem

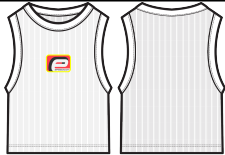
Interior Construction View

Insert at Wearer's Left SS, 2.5" Above top edge of Rib Hem.

If there is no Rib Hem, Insert at 2.5" Above Hem

Date Printed 7/10/2025

ENCHANTÉ

STYLE #	EN1125WT08	STYLE NAME	"E" SPEEDWAY CROP TANK	CATEGORY	TOP	
SEASON	SPEEDWAY 2025	XF	10/15	FABRIC DESCRIPTION	RIB 2x1 RIB (30'S/1 CM + 40D) 245G/M2	
FACTORY	UA	STAGE	PRODUCTION	FABRIC CONTENT	95% COTTON 5% SPANDEX	
SIZE RANGE	XS-XXL	SAMPLE SIZE	SMALL	TP BY:	GD	

APPROVED PRODUCTION SPECS

POM	DESCRIPTION (IN)	TOL +/-		XS	S	M	L	XL	XXL
1	BODY LENGTH FROM HPS	1/2		16	16 1/2	17	17 3/4	18 1/2	19 1/4
2	ACROSS SHOULDER (SEAM TO SEAM)	1/4		8 1/4	8 3/4	9 1/4	9 3/4	10 1/4	10 3/4
3	FRONT CHEST (4 1/2" BELOW HPS)	1/4		7 1/4	7 3/4	8 1/4	8 3/4	9 1/4	9 3/4
4	CHEST ACROSS FRONT (ARMHOLE 1"	3/8		10 3/8	11 3/8	12 3/8	13 3/8	14 3/8	15 3/8
5	SWEEP	3/8		10 1/2	11 1/2	12 1/2	13 1/2	14 1/2	15 1/2
6	NECK WIDTH (SEAM TO SEAM)	1/4		7 3/8	7 5/8	7 7/8	8 1/8	8 3/8	8 5/8
7	FRONT NECK DROP (HPS TO SEAM)	1/4		2 1/8	2 1/4	2 3/8	2 1/2	2 5/8	2 3/4
8	BACK NECK DROP	1/4		7/8	7/8	7/8	7/8	7/8	7/8
9	NECK TRIM HEIGHT	1/8		1	1	1	1	1	1
10	ARMHOLE STRAIGHT	3/8		9 5/8	10 1/8	10 5/8	11 1/8	11 5/8	12 1/8