

ENCHANTÉ

STYLE #	EN1025MT15	STYLE NAME	TRUCK SS TSHIRT	CATEGORY	TOP
SEASON	GARAGE 2025	XF	8/15-9/15	FABRIC DESCRIPTION	190 GSM SINGLE JERSEY
FACTORY	UA	STAGE	PRODUCTION	FABRIC CONTENT	100% COTTON
SIZE RANGE	XS-XXL	SAMPLE SIZE	LARGE	TP BY:	GD




SELF: SINGLE JERSEY 100% COTTON 190 GSM
ART. SINGLE JERSEY_100% COTTON_PFD_190_S0004

COMBO: RIB 1X1 260 GSM
ART. RIB 1X1_100% COTTON_PFD_260_S0004

WASH TREATMENT:
GARMENT DYE + ACID WASH (AS SUMMER 1 2024) +
SCREEN PRINT

PRODUCTION COLOR:
SELF: RED
PANTONE 17-1664 TCX POPPY RED

DECORATION: CREAM
DTM PANTONE 11-0606 TCX PRISTINE




COVER REMARKS:


5/16/25 TP SENT - FACTORY TO LAUNCH 1X PROTO SIZE LARGE

7/3/25 FIT COMMENTS SENT - FACTORY TO CORRECT AND PROCEED INTO PRODUCTION

ENCHANTÉ


STYLE #	EN1025MT15	STYLE NAME	TRUCK SS TSHIRT	CATEGORY	TOP	<div>SKETCH</div> <div></div>
SEASON	GARAGE 2025	XF	8/15-9/15	FABRIC DESCRIPTION	190 GSM SINGLE JERSEY	
FACTORY	UA	STAGE	PRODUCTION	FABRIC CONTENT	100% COTTON	
SIZE RANGE	XS-XXL	SAMPLE SIZE	LARGE	TP BY:	GD	

CONSTRUCTION




USE PRODUCTION APPROVED SHORT SLEEVE TSHIRT BLANK

ENCHANTÉ

STYLE #	EN1025MT15	STYLE NAME	TRUCK SS TSHIRT	CATEGORY	TOP	SKETCH 
SEASON	GARAGE 2025	XF	8/15-9/15	FABRIC DESCRIPTION	190 GSM SINGLE JERSEY	
FACTORY	UA	STAGE	PRODUCTION	FABRIC CONTENT	100% COTTON	
SIZE RANGE	XS-XXL	SAMPLE SIZE	LARGE	TP BY:	GD	

ARTWORK

FRONT ARTWORK

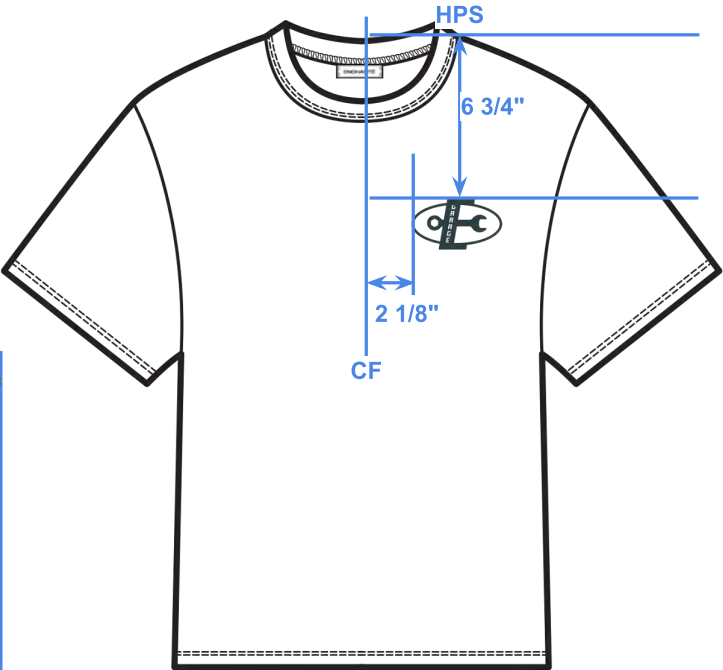
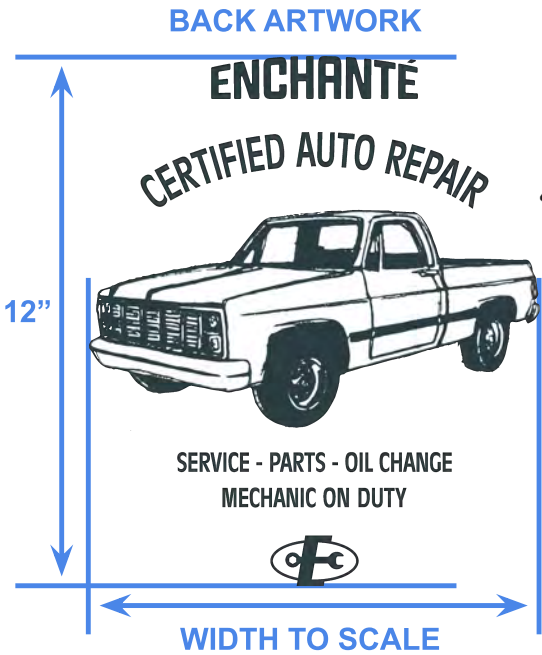


COLOR STANDARD:


ARTWORK:
CREAM
(PANTONE
11-0606 TCX)



PRINT PLACEMENT




ENCHANTÉ

STYLE #	EN1025MT15	STYLE NAME	TRUCK SS TSHIRT	CATEGORY	TOP	<div>SKETCH</div> 
SEASON	GARAGE 2025	XF	8/15-9/15	FABRIC DESCRIPTION	190 GSM SINGLE JERSEY	
FACTORY	UA	STAGE	PRODUCTION	FABRIC CONTENT	100% COTTON	
SIZE RANGE	XS-XXL	SAMPLE SIZE	LARGE	TP BY:	GD	

COLORWAY



SELF:
17-1664 TCX
POPPY RED




PRINT:
11-0606 TCX
PRISTINE

PANTONE®
17-1664 TCX
Poppy Red

PANTONE®
11-0606 TCX
Pristine



ENCHANTÉ

STYLE #	EN1025MT15	STYLE NAME	TRUCK SS TSHIRT	CATEGORY	TOP	<div>SKETCH</div> <div></div>				
SEASON	GARAGE 2025	XF	8/15-9/15	FABRIC DESCRIPTION	190 GSM SINGLE JERSEY					
FACTORY	UA	STAGE	PRODUCTION	FABRIC CONTENT	100% COTTON					
SIZE RANGE	XS-XXL	SAMPLE SIZE	LARGE	TP BY:	GD					
SELF		COMBO			LINING					
CUTTING DIRECTION		CUTTING DIRECTION			CUTTING DIRECTION					
PLACEMENT		PLACEMENT			PLACEMENT					
TREATMENT	GARMENT DYE + ACID WASH (AS SUMMER 1 2024)		TREATMENT		GARMENT DYE + ACID WASH (AS SUMMER 1 2024)		TREATMENT			
SAMPLE NOTES / CALLOUTS					1	2	3	4		


	1	2	3	4
COLOR NAME	Red			
COLOR #	17-1664 TCX			

CUTTING MATERIAL(S)									COLOR OF MATERIAL			
ITEM	CONTENT	ARTICLE #	DESCRIPTION	SUPPLIER	WIDTH	YIELD	UOM	PLACEMENT	1	2	3	4
SELF	100% Cotton	SINGLE JERSEY_100% COTTON_PFD_1 90_S0004	Single Jersey (190 GSM)	UA	180cm			Bodice, Sleeves, Back Neck Binding	Red (17-1664 TCX)			
COMBO	100% Cotton	RIB 1X1_100% COTTON_PFD_2 60_S0004	Rib 1x1 (260 GSM)	UA	180cm			Neck Trim	Red (17-1664 TCX)			

TRIM(S)									COLOR OF TRIM			
ITEM	IMAGE	ARTICLE #	DESCRIPTION	SUPPLIER	SIZE	QUANTITY	UOM	PLACEMENT	1	2	3	4
PRINT A			"E" Wrench Screen Print					1x Front Chest	Cream (11-0606 TCX)			
PRINT B			"Enchante Certified Auto Repair Truck" Screen Print					1x Back Body	Cream (11-0606 TCX)			
THREAD		Factory Sourced	Thread	Factory Sourced				All Sewing / Topstitching	PFD			

LABELS + HANGTAGS + PACKAGING									COLOR OF TRIM			
ITEM	IMAGE	ARTICLE #	DESCRIPTION	SUPPLIER	SIZE	QUANTITY	UOM	PLACEMENT	1	2	3	4
LABEL		Factory Sourced	Enchante Woven Label	Factory Sourced	TBC	1	Units	1 x CB Neck				
LABEL		Factory Sourced	Enchante Care Label - Alpha	Factory Sourced	TBC	1	Units	1 x Wearer's Left SS (See Label Guide)				
PACKAGING		Factory Sourced	Poly Bag - Updated logo	Factory Sourced		1	Units					
PACKAGING		Factory Sourced	Barcode Sticker	Factory Sourced		1	Units					


ENCHANTÉ

STYLE #	EN1025MT15	STYLE NAME	TRUCK SS TSHIRT	CATEGORY	TOP	<div>SKETCH</div> <div></div>
SEASON	GARAGE 2025	XF	8/15-9/15	FABRIC DESCRIPTION	190 GSM SINGLE JERSEY	
FACTORY	UA	STAGE	PRODUCTION	FABRIC CONTENT	100% COTTON	
SIZE RANGE	XS-XXL	SAMPLE SIZE	LARGE	TP BY:	GD	

LABEL GUIDE


NOTES:

MAIN LABEL PLACEMENT

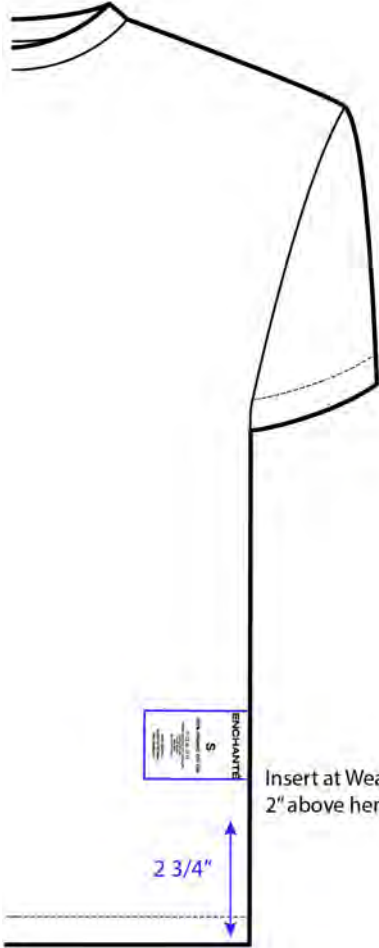


Label should be stitched through garment on both sides of label at **INSIDE EDGE OF FOLD LINE**
(Stitch should NOT be visible on front side of label)

Sewing thread color:
Top thread- DTM to label, Bobbin - DTM to Self



CARE LABEL PLACEMENT



ENCHANTÉ
S
100% ORGANIC COTTON
DTM 26-28 US
MADE IN VIETNAM
WASH IN COLD WATER
TUMBLE DRY LOW HEAT
IRON LOW HEAT
DO NOT BLEACH

1.13"
0.75"

ENCHANTÉ
S
100% ORGANIC COTTON
DTM 26-28 US
MADE IN VIETNAM
WASH IN COLD WATER
TUMBLE DRY LOW HEAT
IRON LOW HEAT
DO NOT BLEACH

2" from hem

Wearer's Left Side Seam


Hem

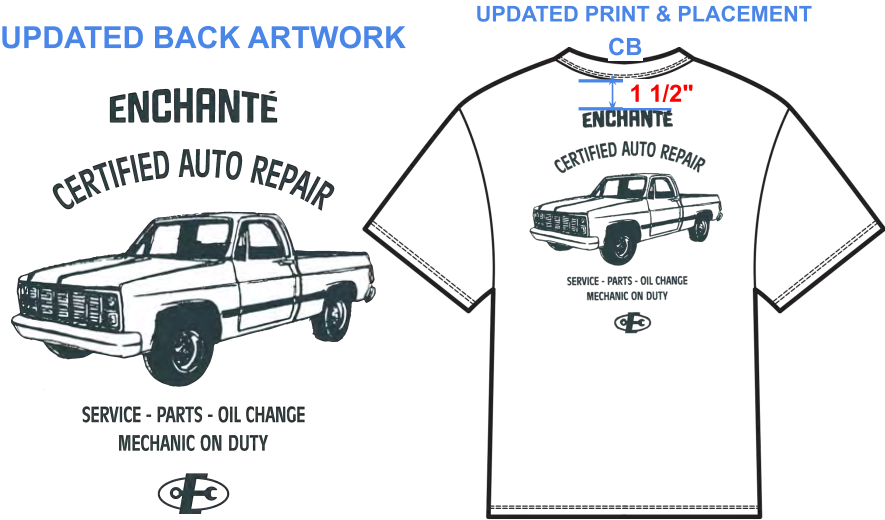
Interior Construction View

Insert at Wearer's Left SS, 2" above hem

2 3/4"

ENCHANTÉ


STYLE #	EN1025MT15	STYLE NAME	TRUCK SS TSHIRT	CATEGORY	TOP	<div>SKETCH</div> <div></div>
SEASON	GARAGE 2025	XF	8/15-9/15	FABRIC DESCRIPTION	190 GSM SINGLE JERSEY	
FACTORY	UA	STAGE	PRODUCTION	FABRIC CONTENT	100% COTTON	
SIZE RANGE	XS-XXL	SAMPLE SIZE	LARGE	TP BY:	GD	



PROTO FIT COMMENTS (7.03.25)

- 1. SAMPLE LOOKS GREAT!
- 2. PLEASE USE UPDATED ARTWORK FOR BACK DECORATION, PLEASE LOWER BACK PRINT SO PRINT IS 1 1/2" FROM CB NECK
- 3. OVERALL TEXT AT BACK LOOKS MESSY, PLEASE ENSURE ALL SCREEN PRINTS ARE CLEAN FOR BULK
- 4. **SCREEN PRINT FEELS VERY THICK AND STICKERY, PLEASE IMPROVE HANDFEEL**
- 5. PLEASE CORRECT AND PROCEED INTO BULK

ENCHANTÉ

STYLE #	EN1025MT15	STYLE NAME	TRUCK SS TSHIRT	CATEGORY	TOP	
SEASON	GARAGE 2025	XF	8/15-9/15	FABRIC DESCRIPTION	190 GSM SINGLE JERSEY	
FACTORY	UA	STAGE	PRODUCTION	FABRIC CONTENT	100% COTTON	
SIZE RANGE	XS-XXL	SAMPLE SIZE	LARGE	TP BY:	GD	

APPROVED PRODUCTION SPECS

POM	DESCRIPTION (IN)	TOL +/-	XS	S	M	L	XL	XXL
1	CF FROM HPS TO HEM	1/2	27	27 3/4	28 1/2	29 1/4	30	30 3/4
2	NECK BAND HEIGHT	1/8	3/4	3/4	3/4	3/4	3/4	3/4
3	NECK WIDTH (SEAM TO SEAM)	1/2	7 7/8	8 1/8	8 3/8	8 5/8	8 7/8	9 1/8
4	FRONT NECK DROP (HPS TO SEAM)	1/4	2 3/4	3	3 1/4	3 1/2	3 3/4	4
5	BACK NECK DROP (HPS TO SEAM)	1/8	1	1	1	1	1	1
6	ACROSS SHOULDER (SEAM TO SEAM)	1/2	20 1/8	20 5/8	21 3/8	22 1/8	22 7/8	23 5/8
7	ACROSS FRONT (6" DOWN FROM HPS)	1/2	18 3/8	18 7/8	19 5/8	20 3/8	21 1/8	21 7/8
8	CHEST (1" BELOW ARMHOLE)	1/2	20 1/8	21 1/8	22 5/8	24 1/8	25 5/8	27 1/8
9	BOTTOM OPENING	1/2	19 5/8	20 5/8	22 1/8	23 5/8	25 1/8	26 5/8
10	ARMHOLE STRAIGHT	3/8	8 7/8	9 1/4	9 5/8	10	10 3/8	10 3/4
11	SLEEVE LENGTH FROM SHOULDER SEAM	1/2	8 3/8	8 3/4	9 1/8	9 1/2	9 7/8	10 1/4
12	BICEP (1" BELOW ARMHOLE)	1/4	7 5/8	8	8 3/8	8 3/4	9 1/8	9 1/2
13	SLEEVE OPENING (RELAXED)	1/4	6 1/2	6 3/4	7	7 1/4	7 1/2	7 3/4
14	SLEEVE BENDBACK TRIM HEIGHT	1/8	7/8	7/8	7/8	7/8	7/8	7/8
15	HEM BENDBACK HEIGHT	1/8	1	1	1	1	1	1
16								
17								
18								
19								
20								
21								
22								
23								
24								