

ENCHANTÉ

STYLE #	EN1025MT16	STYLE NAME	ENCHANTE BIG LOGO TSHIRT	CATEGORY	TOP
SEASON	GARAGE 2025	XF	8/15-9/15	FABRIC DESCRIPTION	190 GSM SINGLE JERSEY
FACTORY	UA	STAGE	PRODUCTION	FABRIC CONTENT	100% COTTON
SIZE RANGE	XS-XXL	SAMPLE SIZE	LARGE	TP BY:	GD




SELF: SINGLE JERSEY 100% COTTON 190 GSM
COMBO RIB: RIB 1X1 260 GSM

WASH TREATMENT:
GARMENT DYE

PRODUCTION COLOR:
SELF: CREAM
DTM PANTONE 11-0606 TCX PRISTINE


DECORATION: TEAL
DTM PANTONE PMS 6119 C



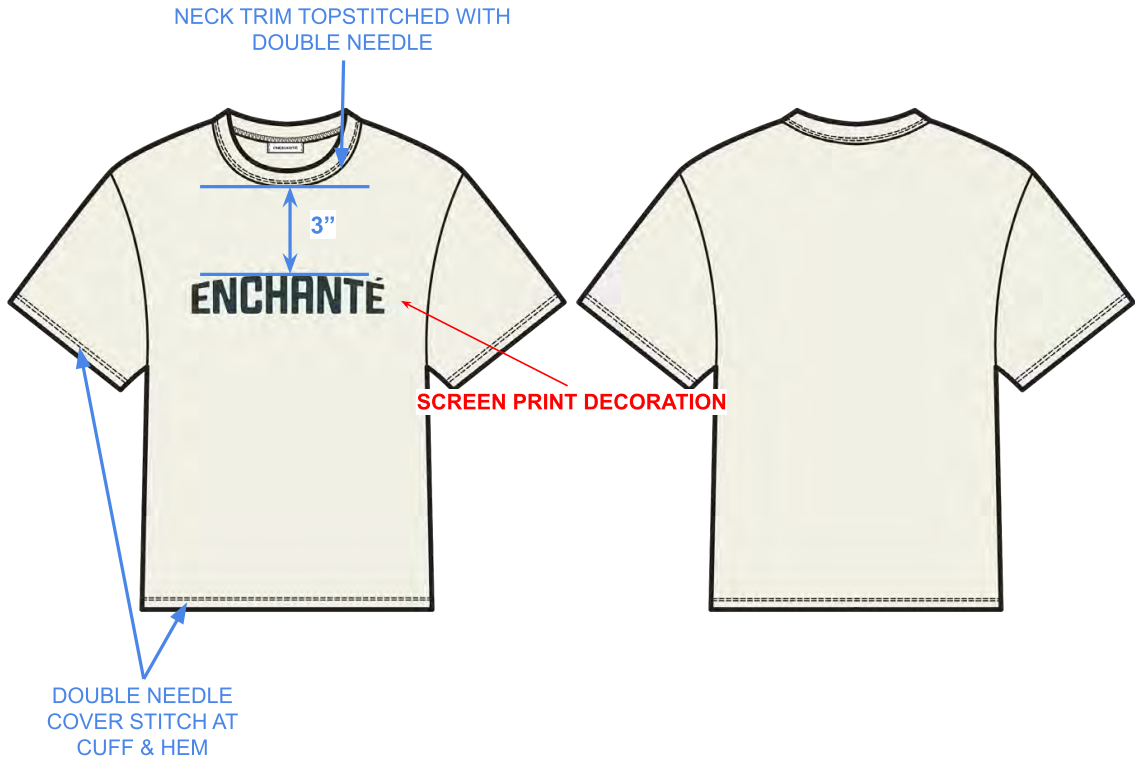
COVER REMARKS:

5/16/25 TP SENT - FACTORY TO LAUNCH 1X PROTO SIZE LARGE

ENCHANTÉ


STYLE #	EN1025MT16	STYLE NAME	ENCHANTE BIG LOGO TSHIRT	CATEGORY	TOP	<div>SKETCH</div> <div></div>
SEASON	GARAGE 2025	XF	8/15-9/15	FABRIC DESCRIPTION	190 GSM SINGLE JERSEY	
FACTORY	UA	STAGE	PRODUCTION	FABRIC CONTENT	100% COTTON	
SIZE RANGE	XS-XXL	SAMPLE SIZE	LARGE	TP BY:	GD	

CONSTRUCTION



USE PRODUCTION APPROVED SHORT SLEEVE TSHIRT BLANK

ENCHANTÉ

STYLE #	EN1025MT16	STYLE NAME	ENCHANTE BIG LOGO TSHIRT	CATEGORY	TOP	<div>SKETCH</div> <div></div>
SEASON	GARAGE 2025	XF	8/15-9/15	FABRIC DESCRIPTION	190 GSM SINGLE JERSEY	
FACTORY	UA	STAGE	PRODUCTION	FABRIC CONTENT	100% COTTON	
SIZE RANGE	XS-XXL	SAMPLE SIZE	LARGE	TP BY:	GD	

ARTWORK

COLOR STANDARD:

ARTWORK:
TEAL
(PANTONE 6119 C)




FRONT ARTWORK



PRINT PLACEMENT



ENCHANTÉ

STYLE #	EN1025MT16	STYLE NAME	ENCHANTE BIG LOGO TSHIRT	CATEGORY	TOP	SKETCH 
SEASON	GARAGE 2025	XF	8/15-9/15	FABRIC DESCRIPTION	190 GSM SINGLE JERSEY	
FACTORY	UA	STAGE	PRODUCTION	FABRIC CONTENT	100% COTTON	
SIZE RANGE	XS-XXL	SAMPLE SIZE	LARGE	TP BY:	GD	

COLORWAY



SELF:
11-0606 TCX
PRISTINE

PANTONE®
11-0606 TCX
Pristine




PRINT:
PMS 6119 C

PANTONE®
6119 C




ENCHANTÉ

STYLE #	EN1025MT16	STYLE NAME	ENCHANTE BIG LOGO TSHIRT		CATEGORY	TOP		<div>SKETCH</div> <div></div>	
SEASON	GARAGE 2025	XF	8/15-9/15		FABRIC DESCRIPTION	190 GSM SINGLE JERSEY			
FACTORY	UA	STAGE	PRODUCTION		FABRIC CONTENT	100% COTTON			
SIZE RANGE	XS-XXL	SAMPLE SIZE	LARGE		TP BY:	GD			
SELF		COMBO			LINING				
CUTTING DIRECTION		CUTTING DIRECTION			CUTTING DIRECTION				
PLACEMENT		PLACEMENT			PLACEMENT				
TREATMENT	GARMENT DYE	TREATMENT	GARMENT DYE		TREATMENT				
SAMPLE NOTES / CALLOUTS						1	2	3	4

					COLOR NAME	Cream			
					COLOR #	11-0606 TCX			

CUTTING MATERIAL(S)									COLOR OF MATERIAL			
ITEM	CONTENT	ARTICLE #	DESCRIPTION	SUPPLIER	WIDTH	YIELD	UOM	PLACEMENT	1	2	3	4
SELF	100% Cotton		Single Jersey 190 GSM	UA	180cm			Bodice, Sleeves, Back Neck Binding	Cream (11-0606 TCX)			
COMBO	100% Cotton		Rib 1x1 (260GSM)	UA	180cm			Neck Trim	Cream (11-0606 TCX)			
TRIM(S)									COLOR OF TRIM			
ITEM	IMAGE	ARTICLE #	DESCRIPTION	SUPPLIER	SIZE	QUANTITY	UOM	PLACEMENT	1	2	3	4
PRINT			"Enchante" Screen Print					1x Front Chest	Teal			
THREAD		Factory Sourced	Thread	Factory Sourced				All Sewing / Topstitching	DTM Cream			
LABELS + HANGTAGS + PACKAGING									COLOR OF TRIM			
ITEM	IMAGE	ARTICLE #	DESCRIPTION	SUPPLIER	SIZE	QUANTITY	UOM	PLACEMENT	1	2	3	4
LABEL		Factory Sourced	Enchante Woven Label	Factory Sourced	TBC	1	Units	1 x CB Neck				
LABEL		Factory Sourced	Enchante Care Label - Alpha	Factory Sourced	TBC	1	Units	1 x Wearer's Left SS (See Label Guide)				
PACKAGING		Factory Sourced	Poly Bag - Updated logo	Factory Sourced		1	Units					
PACKAGING		Factory Sourced	Barcode Sticker	Factory Sourced		1	Units					


ENCHANTÉ

STYLE #	EN1025MT16	STYLE NAME	ENCHANTE BIG LOGO TSHIRT	CATEGORY	TOP	<div>SKETCH</div> <div></div>
SEASON	GARAGE 2025	XF	8/15-9/15	FABRIC DESCRIPTION	190 GSM SINGLE JERSEY	
FACTORY	UA	STAGE	PRODUCTION	FABRIC CONTENT	100% COTTON	
SIZE RANGE	XS-XXL	SAMPLE SIZE	LARGE	TP BY:	GD	

LABEL GUIDE


NOTES:

MAIN LABEL PLACEMENT

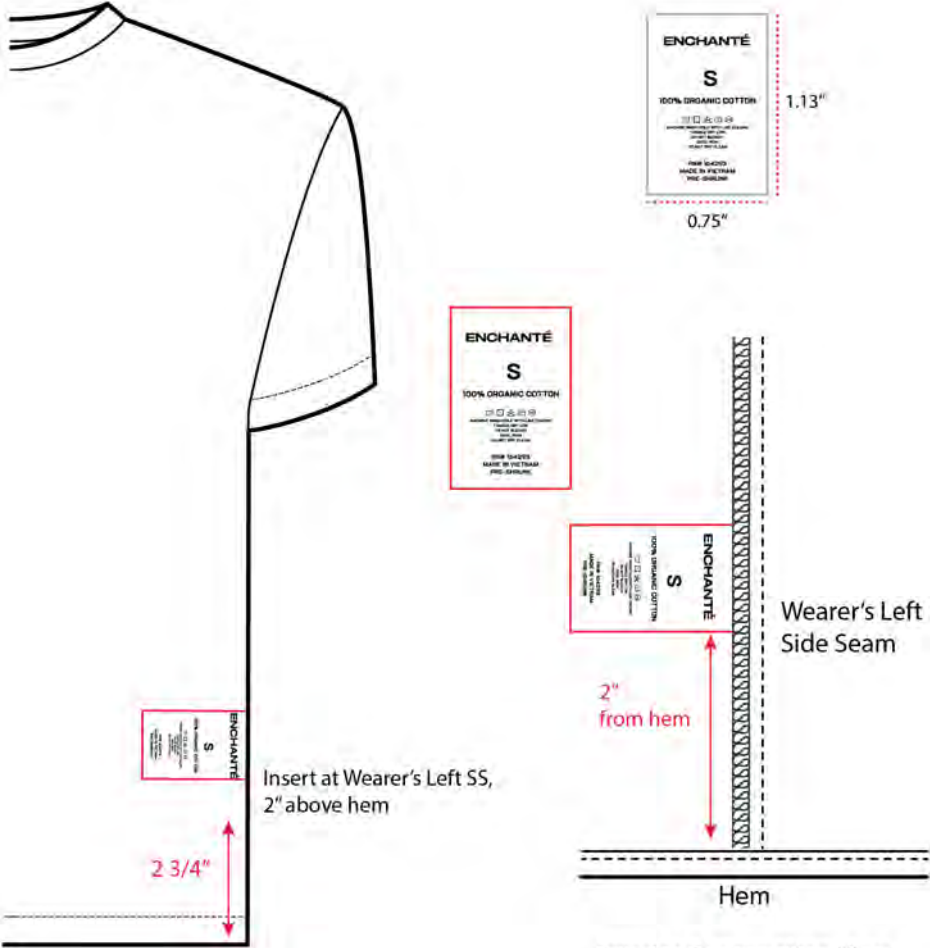


Label should be stitched through garment on both sides of label at **INSIDE EDGE OF FOLD LINE**
(Stitch should NOT be visible on front side of label)


Sewing thread color:
Top thread- DTM to label, Bobbin - DTM to Self



CARE LABEL PLACEMENT



ENCHANTÉ

STYLE #	EN1025MT16	STYLE NAME	ENCHANTE BIG LOGO TSHIRT	CATEGORY	TOP	
SEASON	GARAGE 2025	XF	8/15-9/15	FABRIC DESCRIPTION	190 GSM SINGLE JERSEY	
FACTORY	UA	STAGE	PRODUCTION	FABRIC CONTENT	100% COTTON	
SIZE RANGE	XS-XXL	SAMPLE SIZE	LARGE	TP BY:	GD	

APPROVED PRODUCTION SPECS

POM	DESCRIPTION (IN)	TOL +/-	XS	S	M	L	XL	XXL
1	CF FROM HPS TO HEM	1/2	27	27 3/4	28 1/2	29 1/4	30	30 3/4
2	NECK BAND HEIGHT	1/8	3/4	3/4	3/4	3/4	3/4	3/4
3	NECK WIDTH (SEAM TO SEAM)	1/2	7 7/8	8 1/8	8 3/8	8 5/8	8 7/8	9 1/8
4	FRONT NECK DROP (HPS TO SEAM)	1/4	2 3/4	3	3 1/4	3 1/2	3 3/4	4
5	BACK NECK DROP (HPS TO SEAM)	1/8	1	1	1	1	1	1
6	ACROSS SHOULDER (SEAM TO SEAM)	1/2	20 1/8	20 5/8	21 3/8	22 1/8	22 7/8	23 5/8
7	ACROSS FRONT (6" DOWN FROM HPS)	1/2	18 3/8	18 7/8	19 5/8	20 3/8	21 1/8	21 7/8
8	CHEST (1" BELOW ARMHOLE)	1/2	20 1/8	21 1/8	22 5/8	24 1/8	25 5/8	27 1/8
9	BOTTOM OPENING	1/2	19 5/8	20 5/8	22 1/8	23 5/8	25 1/8	26 5/8
10	ARMHOLE STRAIGHT	3/8	8 7/8	9 1/4	9 5/8	10	10 3/8	10 3/4
11	SLEEVE LENGTH FROM SHOULDER SEAM	1/2	8 3/8	8 3/4	9 1/8	9 1/2	9 7/8	10 1/4
12	BICEP (1" BELOW ARMHOLE)	1/4	7 5/8	8	8 3/8	8 3/4	9 1/8	9 1/2
13	SLEEVE OPENING (RELAXED)	1/4	6 1/2	6 3/4	7	7 1/4	7 1/2	7 3/4
14	SLEEVE BENDBACK TRIM HEIGHT	1/8	7/8	7/8	7/8	7/8	7/8	7/8
15	HEM BENDBACK HEIGHT	1/8	1	1	1	1	1	1
16								
17								
18								
19								
20								
21								
22								
23								
24								