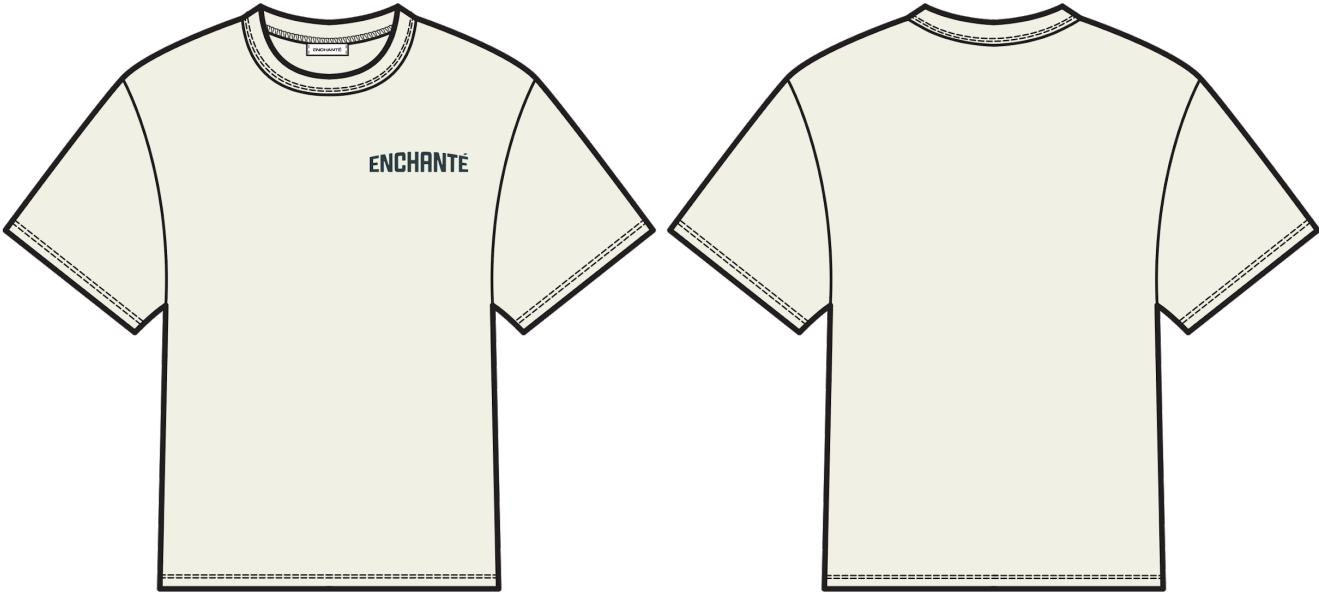


ENCHANTÉ

STYLE #	EN1025MT16	STYLE NAME	ENCHANTE BIG LOGO TSHIRT	CATEGORY	TOP
SEASON	GARAGE 2025	XF	8/15-9/15	FABRIC DESCRIPTION	190 GSM SINGLE JERSEY
FACTORY	UA	STAGE	PRODUCTION	FABRIC CONTENT	100% COTTON
SIZE RANGE	XS-XXL	SAMPLE SIZE	LARGE	TP BY:	GD



SELF: SINGLE JERSEY 100% COTTON 190 GSM
COMBO RIB: RIB 1X1 260 GSM

WASH TREATMENT:
GARMENT DYE

PRODUCTION COLOR 1:
SELF: CREAM
DTM PANTONE 11-0606 TCX PRISTINE

DECORATION: TEAL
DTM PANTONE PMS 6119 C

WASH TREATMENT:
GARMENT DYE + ACID WASH AS SUMMER 1

PRODUCTION COLOR 2:
SELF: BROWN
DTM PANTONE 19-1325 TCX HOT CHOCOLATE

DECORATION: CREAM
DTM PANTONE 11-0606 TCX PRISTINE




COVER REMARKS:


5/16/25 TP SENT - FACTORY TO LAUNCH 1X PROTO SIZE LARGE

5/20/25 2ND COLORWAY ADDED - PLEASE HELP TO LAUNCH 1X PROTO SIZE LARGE IN EACH COLOR

ENCHANTÉ


STYLE #	EN1025MT16	STYLE NAME	ENCHANTE BIG LOGO TSHIRT	CATEGORY	TOP	SKETCH 
SEASON	GARAGE 2025	XF	8/15-9/15	FABRIC DESCRIPTION	190 GSM SINGLE JERSEY	
FACTORY	UA	STAGE	PRODUCTION	FABRIC CONTENT	100% COTTON	
SIZE RANGE	XS-XXL	SAMPLE SIZE	LARGE	TP BY:	GD	

CONSTRUCTION



USE PRODUCTION APPROVED SHORT SLEEVE TSHIRT BLANK

ENCHANTÉ

STYLE #	EN1025MT16	STYLE NAME	ENCHANTE BIG LOGO TSHIRT	CATEGORY	TOP	<div>SKETCH</div> 
SEASON	GARAGE 2025	XF	8/15-9/15	FABRIC DESCRIPTION	190 GSM SINGLE JERSEY	
FACTORY	UA	STAGE	PRODUCTION	FABRIC CONTENT	100% COTTON	
SIZE RANGE	XS-XXL	SAMPLE SIZE	LARGE	TP BY:	GD	

ARTWORK 1

COLOR STANDARD:

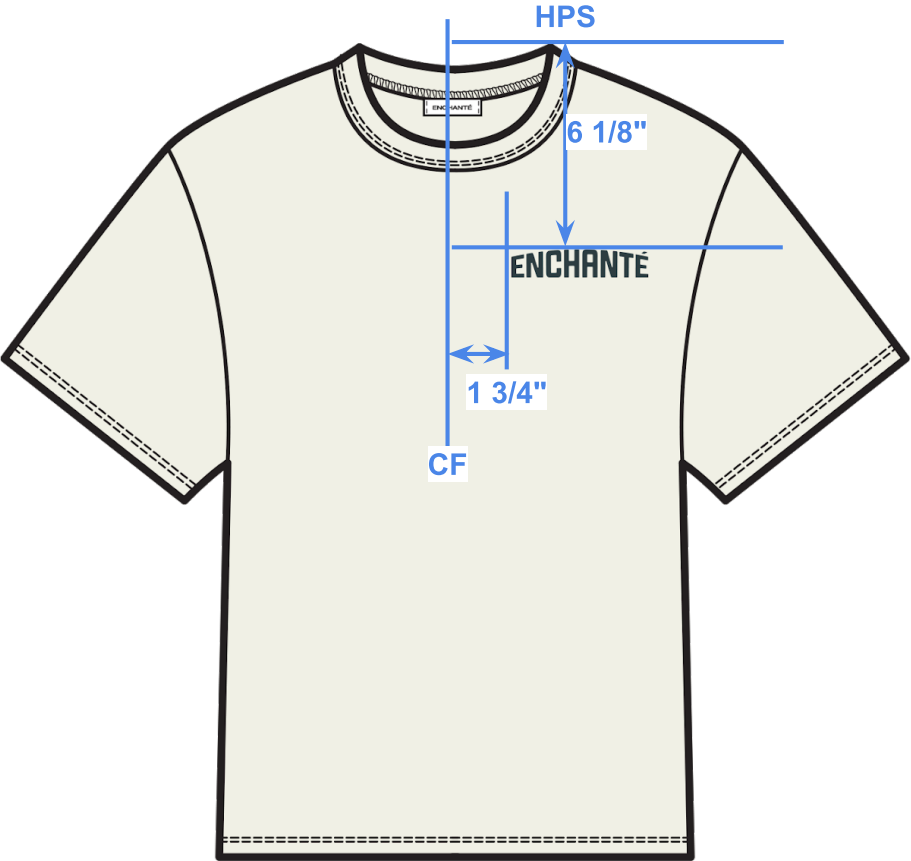
ARTWORK:
TEAL
(PANTONE 6119 C)




FRONT ARTWORK



PRINT PLACEMENT



ENCHANTÉ

STYLE #	EN1025MT16	STYLE NAME	ENCHANTE BIG LOGO TSHIRT	CATEGORY	TOP	<div>SKETCH</div> 
SEASON	GARAGE 2025	XF	8/15-9/15	FABRIC DESCRIPTION	190 GSM SINGLE JERSEY	
FACTORY	UA	STAGE	PRODUCTION	FABRIC CONTENT	100% COTTON	
SIZE RANGE	XS-XXL	SAMPLE SIZE	LARGE	TP BY:	GD	

ARTWORK 1

COLOR STANDARD:

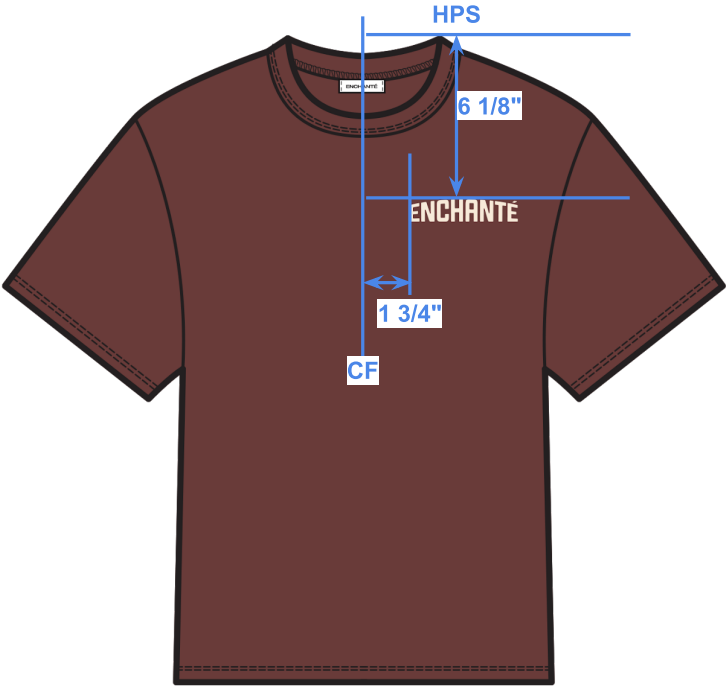
ARTWORK:
CREAM
(PANTONE 11-0606 TCX)




FRONT ARTWORK




PRINT PLACEMENT



ENCHANTÉ


STYLE #	EN1025MT16	STYLE NAME	ENCHANTE BIG LOGO TSHIRT	CATEGORY	TOP	<div>SKETCH</div> 
SEASON	GARAGE 2025	XF	8/15-9/15	FABRIC DESCRIPTION	190 GSM SINGLE JERSEY	
FACTORY	UA	STAGE	PRODUCTION	FABRIC CONTENT	100% COTTON	
SIZE RANGE	XS-XXL	SAMPLE SIZE	LARGE	TP BY:	GD	

COLORWAY




PANTONE®
11-0606 TCX
Pristine

SELF:
11-0606 TCX
PRISTINE




PANTONE®
6119 C

PRINT:
PMS 6119 C







PANTONE®
19-1325 TCX
Hot Chocolate

SELF:
19-1325 TCX
HOT CHOCOLATE




PANTONE®
11-0606 TCX
Pristine

PRINT:
11-0606 TCX
PRISTINE




ENCHANTÉ

STYLE #	EN1025MT16	STYLE NAME	ENCHANTE BIG LOGO TSHIRT	CATEGORY	TOP	SKETCH			
SEASON	GARAGE 2025	XF	8/15-9/15	FABRIC DESCRIPTION	190 GSM SINGLE JERSEY				
FACTORY	UA	STAGE	PRODUCTION	FABRIC CONTENT	100% COTTON				
SIZE RANGE	XS-XXL	SAMPLE SIZE	LARGE	TP BY:	GD				
SELF		COMBO			LINING				
CUTTING DIRECTION		CUTTING DIRECTION			CUTTING DIRECTION				
PLACEMENT		PLACEMENT			PLACEMENT				
TREATMENT	GARMENT DYE	TREATMENT	GARMENT DYE	TREATMENT					
SAMPLE NOTES / CALLOUTS					1	2	3	4	
ACID WASH AS SUMMER 1 ON BROWN COLORWAY ONLY					COLOR NAME	Cream	Brown		
					COLOR #	11-0606 TCX	19-1325 TCX		

CUTTING MATERIAL(S)									COLOR OF MATERIAL			
ITEM	CONTENT	ARTICLE #	DESCRIPTION	SUPPLIER	WIDTH	YIELD	UOM	PLACEMENT	1	2	3	4
SELF	100% Cotton		Single Jersey 190 GSM	UA	180cm			Bodice, Sleeves, Back Neck Binding	Cream (11-0606 TCX)	Brown (19-1325 TCX)		
COMBO	100% Cotton		Rib 1x1 (260GSM)	UA	180cm			Neck Trim	Cream (11-0606 TCX)	Brown (19-1325 TCX)		
TRIM(S)									COLOR OF TRIM			
ITEM	IMAGE	ARTICLE #	DESCRIPTION	SUPPLIER	SIZE	QUANTITY	UOM	PLACEMENT	1	2	3	4
PRINT			"Enchante" Screen Print					1x Wearer's Left Front Chest	Teal (6119 C)	Cream (11-0606 TCX)		
THREAD		Factory Sourced	Thread	Factory Sourced				All Sewing / Topstitching	DTM Cream	DTM Brown		
LABELS + HANGTAGS + PACKAGING									COLOR OF TRIM			
ITEM	IMAGE	ARTICLE #	DESCRIPTION	SUPPLIER	SIZE	QUANTITY	UOM	PLACEMENT	1	2	3	4
LABEL		Factory Sourced	Enchante Woven Label	Factory Sourced	TBC	1	Units	1 x CB Neck				
LABEL		Factory Sourced	Enchante Care Label - Alpha	Factory Sourced	TBC	1	Units	1 x Wearer's Left SS (See Label Guide)				
PACKAGING		Factory Sourced	Poly Bag - Updated logo	Factory Sourced		1	Units					
PACKAGING		Factory Sourced	Barcode Sticker	Factory Sourced		1	Units					

ENCHANTÉ

STYLE #	EN1025MT16	STYLE NAME	ENCHANTE BIG LOGO TSHIRT	CATEGORY	TOP	<div>SKETCH</div> <div></div>
SEASON	GARAGE 2025	XF	8/15-9/15	FABRIC DESCRIPTION	190 GSM SINGLE JERSEY	
FACTORY	UA	STAGE	PRODUCTION	FABRIC CONTENT	100% COTTON	
SIZE RANGE	XS-XXL	SAMPLE SIZE	LARGE	TP BY:	GD	

LABEL GUIDE

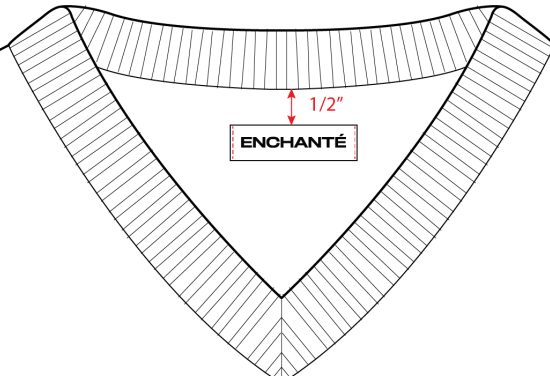
NOTES:

MAIN LABEL PLACEMENT

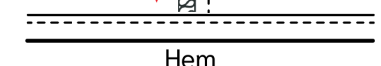



ENCHANTÉ

Label should be stitched through garment on both sides of label at **INSIDE EDGE OF FOLD LINE**
(Stitch should NOT be visible on front side of label)

Sewing thread color:
Top thread- DTM to label, Bobbin - DTM to Self



CARE LABEL PLACEMENT



Wearer's Left Side Seam

Hem

Interior Construction View

Insert at Wearer's Left SS, 2" above hem


2 3/4"

2" from hem

0.75"

1.13"

ENCHANTÉ

STYLE #	EN1025MT16	STYLE NAME	ENCHANTE BIG LOGO TSHIRT	CATEGORY	TOP	
SEASON	GARAGE 2025	XF	8/15-9/15	FABRIC DESCRIPTION	190 GSM SINGLE JERSEY	
FACTORY	UA	STAGE	PRODUCTION	FABRIC CONTENT	100% COTTON	
SIZE RANGE	XS-XXL	SAMPLE SIZE	LARGE	TP BY:	GD	

APPROVED PRODUCTION SPECS

POM	DESCRIPTION (IN)	TOL +/-	XS	S	M	L	XL	XXL
1	CF FROM HPS TO HEM	1/2	27	27 3/4	28 1/2	29 1/4	30	30 3/4
2	NECK BAND HEIGHT	1/8	3/4	3/4	3/4	3/4	3/4	3/4
3	NECK WIDTH (SEAM TO SEAM)	1/2	7 7/8	8 1/8	8 3/8	8 5/8	8 7/8	9 1/8
4	FRONT NECK DROP (HPS TO SEAM)	1/4	2 3/4	3	3 1/4	3 1/2	3 3/4	4
5	BACK NECK DROP (HPS TO SEAM)	1/8	1	1	1	1	1	1
6	ACROSS SHOULDER (SEAM TO SEAM)	1/2	20 1/8	20 5/8	21 3/8	22 1/8	22 7/8	23 5/8
7	ACROSS FRONT (6" DOWN FROM HPS)	1/2	18 3/8	18 7/8	19 5/8	20 3/8	21 1/8	21 7/8
8	CHEST (1" BELOW ARMHOLE)	1/2	20 1/8	21 1/8	22 5/8	24 1/8	25 5/8	27 1/8
9	BOTTOM OPENING	1/2	19 5/8	20 5/8	22 1/8	23 5/8	25 1/8	26 5/8
10	ARMHOLE STRAIGHT	3/8	8 7/8	9 1/4	9 5/8	10	10 3/8	10 3/4
11	SLEEVE LENGTH FROM SHOULDER SEAM	1/2	8 3/8	8 3/4	9 1/8	9 1/2	9 7/8	10 1/4
12	BICEP (1" BELOW ARMHOLE)	1/4	7 5/8	8	8 3/8	8 3/4	9 1/8	9 1/2
13	SLEEVE OPENING (RELAXED)	1/4	6 1/2	6 3/4	7	7 1/4	7 1/2	7 3/4
14	SLEEVE BENDBACK TRIM HEIGHT	1/8	7/8	7/8	7/8	7/8	7/8	7/8
15	HEM BENDBACK HEIGHT	1/8	1	1	1	1	1	1
16								
17								
18								
19								
20								
21								
22								
23								
24								