


# ENCHANTÉ

STYLE #	EN0326MP29	STYLE NAME	VCARB TONAL SWEATPANT	CATEGORY	PANT
SEASON	VCARB 2026	XF	3/2 XF	FABRIC DESCRIPTION	420GSM COTTON FLEECE
FACTORY	UA	STAGE	PRODUCTION	FABRIC CONTENT	100% COTTON
SIZE RANGE	XS-XXL	SAMPLE SIZE	MEDIUM	TP BY:	GD
<div></div>				<p><b>SELF:</b> 100% COTTON FLEECE (420 GSM) ART. FLEECE_100% COTTON PFD_410_S0162</p> <p><b>COMBO:</b> SINGLE JERSEY 100% COTTON 190 GSM ART. SINGLE JERSEY_100% COTTON_PFD_190_S0004</p> <p><b>WASH TREATMENT:</b> GARMENT DYE + ACID WASH (AS SUMMER 1 2024) + SCREEN PRINT</p> <p><b>COLOR:</b> SELF: BLACK (CORE)</p> <p><b>DECORATION TYPE:</b> SCREEN PRINT</p>	
<b>COVER REMARKS:</b>					
11/24/25 TP LAUNCHED, FTY TO DEVELOP PATTERN AND SUBMIT 1X PROTO IN SIZE LARGE					

# ENCHANTÉ

STYLE #	EN0326MP29	STYLE NAME	VCARB TONAL SWEATPANT	CATEGORY	PANT	SKETCH 
SEASON	VCARB 2026	XF	3/2 XF	FABRIC DESCRIPTION	420GSM COTTON FLEECE	
FACTORY	UA	STAGE	PRODUCTION	FABRIC CONTENT	100% COTTON	
SIZE RANGE	XS-XXL	SAMPLE SIZE	MEDIUM	TP BY:	GD	

CONSTRUCTION



PRODUCTION APPROVED BLANK

# ENCHANTÉ

STYLE #	EN0326MP29	STYLE NAME	VCARB TONAL SWEATPANT	CATEGORY	PANT	SKETCH 
SEASON	VCARB 2026	XF	3/2 XF	FABRIC DESCRIPTION	420GSM COTTON FLEECE	
FACTORY	UA	STAGE	PRODUCTION	FABRIC CONTENT	100% COTTON	
SIZE RANGE	XS-XXL	SAMPLE SIZE	MEDIUM	TP BY:	GD	

ARTWORK


COLOR STANDARDS



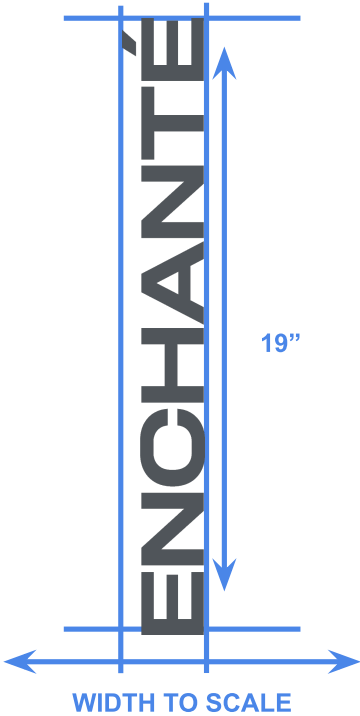
PANTONE®  
Cool Gray 11 C

COOL GRAY 11 C

WEARER’S RIGHT LEG ARTWORK:  
DECORATION TYPE: SCREEN PRINT



WEARER’S LEFT LEG ARTWORK:  
DECORATION TYPE: SCREEN PRINT



# ENCHANTÉ

STYLE #	EN0326MP29	STYLE NAME	VCARB TONAL SWEATPANT	CATEGORY	PANT	SKETCH
SEASON	VCARB 2026	XF	3/2 XF	FABRIC DESCRIPTION	420GSM COTTON FLEECE	
FACTORY	UA	STAGE	PRODUCTION	FABRIC CONTENT	100% COTTON	
SIZE RANGE	XS-XXL	SAMPLE SIZE	MEDIUM	TP BY:	GD	

PRINT PLACEMENT



**LABEL PLACEMENT:**  
TOP APPLY LABEL WITH BOX STITCH



# ENCHANTÉ

STYLE #	EN0326MP29	STYLE NAME	VCARB TONAL SWEATPANT	CATEGORY	PANT	SKETCH
SEASON	VCARB 2026	XF	3/2 XF	FABRIC DESCRIPTION	420GSM COTTON FLEECE	
FACTORY	UA	STAGE	PRODUCTION	FABRIC CONTENT	100% COTTON	
SIZE RANGE	XS-XXL	SAMPLE SIZE	MEDIUM	TP BY:	GD	

## LABEL GUIDE

**NOTES:**

## MAIN LABEL PLACEMENT

## CARE LABEL PLACEMENT

## Bottoms



Single needle edge stitch on only folded sides  
as marked in **red**  
Only stitch through **INSIDE LAYER OF WB**  
Center Label at CB and Middle of Waistband  
Thread color:  
**Top thread- DTM to label, Bobbin - DTM to SELF**

Elasticated  
Waistband

CB

 $\frac{1}{2}$ 172  
• MHA

2"

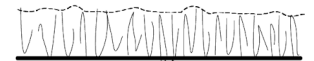


Insert at Wearer's Left SS,  
2" from bottom edge of WB



1.13"

0.75"



Bottom Edge  
of Waistband

2"  
from WB  
edge



Wearer's Left  
Side Seam

### Interior Construction View