



# ENCHANTÉ

STYLE #	EN0326MP30	STYLE NAME	VCARB TONAL SWEATPANT	CATEGORY	PANT
SEASON	VCARB 2026	XF	3/2 XF	FABRIC DESCRIPTION	420GSM COTTON FLEECE
FACTORY	UA	STAGE	PRODUCTION	FABRIC CONTENT	100% COTTON
SIZE RANGE	XS-XXL	SAMPLE SIZE	MEDIUM	TP BY:	GD
				<p><b>SELF:</b> 100% COTTON FLEECE (420 GSM) ART. FLEECE_100% COTTON PFD_410_S0162</p> <p><b>COMBO:</b> SINGLE JERSEY 100% COTTON 190 GSM ART. SINGLE JERSEY_100% COTTON_PFD_190_S0004</p> <p><b>WASH TREATMENT:</b> GARMENT DYE + ACID WASH (AS SUMMER 1 2024) + SCREEN PRINT</p> <p><b>COLOR:</b> SELF: BLUE (PANTONE 18-4048 TCX NEBULAS BLUE)</p> <p><b>DECORATION TYPE:</b> SCREEN PRINT</p>	
COVER REMARKS:					
11/24/25 TP LAUNCHED, FTY TO DEVELOP PATTERN AND SUBMIT 1X PROTO IN SIZE LARGE					

# ENCHANTÉ

STYLE #	EN0326MP30	STYLE NAME	VCARB TONAL SWEATPANT	CATEGORY	PANT	SKETCH 
SEASON	VCARB 2026	XF	3/2 XF	FABRIC DESCRIPTION	420GSM COTTON FLEECE	
FACTORY	UA	STAGE	PRODUCTION	FABRIC CONTENT	100% COTTON	
SIZE RANGE	XS-XXL	SAMPLE SIZE	MEDIUM	TP BY:	GD	

CONSTRUCTION

SCREENPRINT



TOP APPLIED LABEL




PRODUCTION APPROVED BLANK

# ENCHANTÉ

STYLE #	EN0326MP30	STYLE NAME	VCARB TONAL SWEATPANT	CATEGORY	PANT	SKETCH 
SEASON	VCARB 2026	XF	3/2 XF	FABRIC DESCRIPTION	420GSM COTTON FLEECE	
FACTORY	UA	STAGE	PRODUCTION	FABRIC CONTENT	100% COTTON	
SIZE RANGE	XS-XXL	SAMPLE SIZE	MEDIUM	TP BY:	GD	

ARTWORK

COLOR STANDARDS:



2151 C

WEARER'S LEFT LEG ARTWORK:  
DECORATION TYPE: SCREEN PRINT




WEARER'S RIGHT LEG ARTWORK:  
DECORATION TYPE: SCREEN PRINT



ENCHANTÉ

STYLE #	EN0326MP30	STYLE NAME	VCARB TONAL SWEATPANT	CATEGORY	PANT	SKETCH
SEASON	VCARB 2026	XF	3/2 XF	FABRIC DESCRIPTION	420GSM COTTON FLEECE	
FACTORY	UA	STAGE	PRODUCTION	FABRIC CONTENT	100% COTTON	
SIZE RANGE	XS-XXL	SAMPLE SIZE	MEDIUM	TP BY:	GD	

PRINT PLACEMENT



**LABEL PLACEMENT:**  
TOP APPLY LABEL WITH BOX STITCH



ENCHANTÉ

STYLE #	EN0326MP30	STYLE NAME	VCARB TONAL SWEATPANT	CATEGORY	PANT	
SEASON	VCARB 2026	XF	3/2 XF	FABRIC DESCRIPTION	420GSM COTTON FLEECE	
FACTORY	UA	STAGE	PRODUCTION	FABRIC CONTENT	100% COTTON	
SIZE RANGE	XS-XXL	SAMPLE SIZE	MEDIUM	TP BY:	GD	

LABEL GUIDE

NOTES:

MAIN LABEL PLACEMENT

Bottoms

ENCHANTÉ

Single needle edge stitch on only folded sides as marked in **red**  
Only stitch through **INSIDE LAYER OF WB**  
Center Label at CB and Middle of Waistband  
Thread color:  
**Top thread- DTM to label, Bobbin - DTM TO SELF**

Elasticated Waistband


CB

1/2"

ENCHANTÉ


1/2"

CARE LABEL PLACEMENT



2"

Insert at Wearer's Left SS, 2" from bottom edge of WB



1.13"

0.75"

2" from WB edge

Bottom Edge of Waistband

Wearer's Left Side Seam

Interior Construction View

Date Printed 11/24/2025