



ENCHANTÉ

STYLE #	EN0326MT26	STYLE NAME	VCARB LOGO SS TEE	CATEGORY	TOP
SEASON	VCARB 2026	XF	3/2 XF	FABRIC DESCRIPTION	190 GSM SINGLE JERSEY
FACTORY	UA	STAGE	PRODUCTION	FABRIC CONTENT	100% COTTON
SIZE RANGE	XS-XXL	SAMPLE SIZE	LARGE	TP BY:	GD



SELF: SINGLE JERSEY 100% COTTON 190 GSM
ART. SINGLE JERSEY_100% COTTON_PFD_190_S0004

COMBO: RIB 1X1 260 GSM
ART. RIB 1X1_100% COTTON_PFD_260_S0004

WASH TREATMENT:
GARMENT DYE + ACID WASH (AS SUMMER 1 2024) +
SCREEN PRINT


PRODUCTION COLOR:
SELF: BLUE (PANTONE 18-4048 TCX NEBULAS BLUE)

DECORATION TYPE: SCREEN PRINT


COVER REMARKS:

11/24/25 TP LAUNCHED, FTY TO DEVELOP PATTERN AND SUBMIT 1X PROTO IN SIZE LARGE

ENCHANTÉ


STYLE #	EN0326MT26	STYLE NAME	VCARB LOGO SS TEE	CATEGORY	TOP	SKETCH 
SEASON	VCARB 2026	XF	3/2 XF	FABRIC DESCRIPTION	190 GSM SINGLE JERSEY	
FACTORY	UA	STAGE	PRODUCTION	FABRIC CONTENT	100% COTTON	
SIZE RANGE	XS-XXL	SAMPLE SIZE	LARGE	TP BY:	GD	

CONSTRUCTION



USE PRODUCTION APPROVED SHORT SLEEVE TSHIRT BLANK

ENCHANTÉ

STYLE #	EN0326MT26	STYLE NAME	VCARB LOGO SS TEE	CATEGORY	TOP	SKETCH 
SEASON	VCARB 2026	XF	3/2 XF	FABRIC DESCRIPTION	190 GSM SINGLE JERSEY	
FACTORY	UA	STAGE	PRODUCTION	FABRIC CONTENT	100% COTTON	
SIZE RANGE	XS-XXL	SAMPLE SIZE	LARGE	TP BY:	GD	

ARTWORK

COLOR STANDARDS:




PANTONE®
7692 C

7692 C

WEARER’S FRONT CHEST ARTWORK:
DECORATION TYPE: SCREEN PRINT



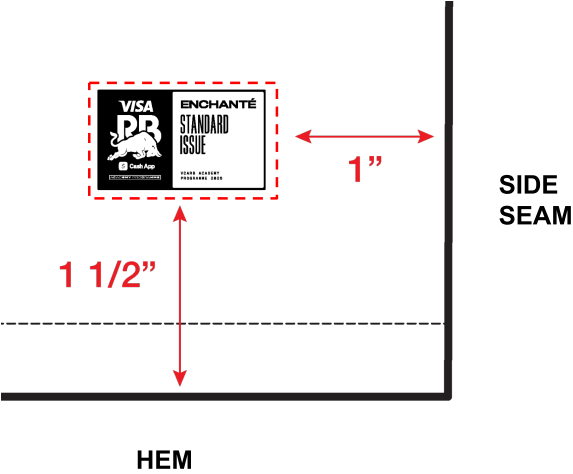
ENCHANTÉ

STYLE #	EN0326MT26	STYLE NAME	VCARB LOGO SS TEE	CATEGORY	TOP	SKETCH 
SEASON	VCARB 2026	XF	3/2 XF	FABRIC DESCRIPTION	190 GSM SINGLE JERSEY	
FACTORY	UA	STAGE	PRODUCTION	FABRIC CONTENT	100% COTTON	
SIZE RANGE	XS-XXL	SAMPLE SIZE	LARGE	TP BY:	GD	


PRINT PLACEMENT



LABEL PLACEMENT:
TOP APPLY LABEL WITH BOX STITCH



ENCHANTÉ

STYLE #	EN0326MT26	STYLE NAME	VCARB LOGO SS TEE	CATEGORY	TOP	<div>SKETCH</div> <div></div>
SEASON	VCARB 2026	XF	3/2 XF	FABRIC DESCRIPTION	190 GSM SINGLE JERSEY	
FACTORY	UA	STAGE	PRODUCTION	FABRIC CONTENT	100% COTTON	
SIZE RANGE	XS-XXL	SAMPLE SIZE	LARGE	TP BY:	GD	

LABEL GUIDE

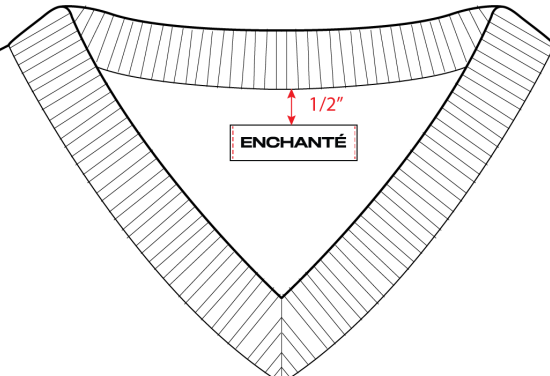
NOTES:

MAIN LABEL PLACEMENT

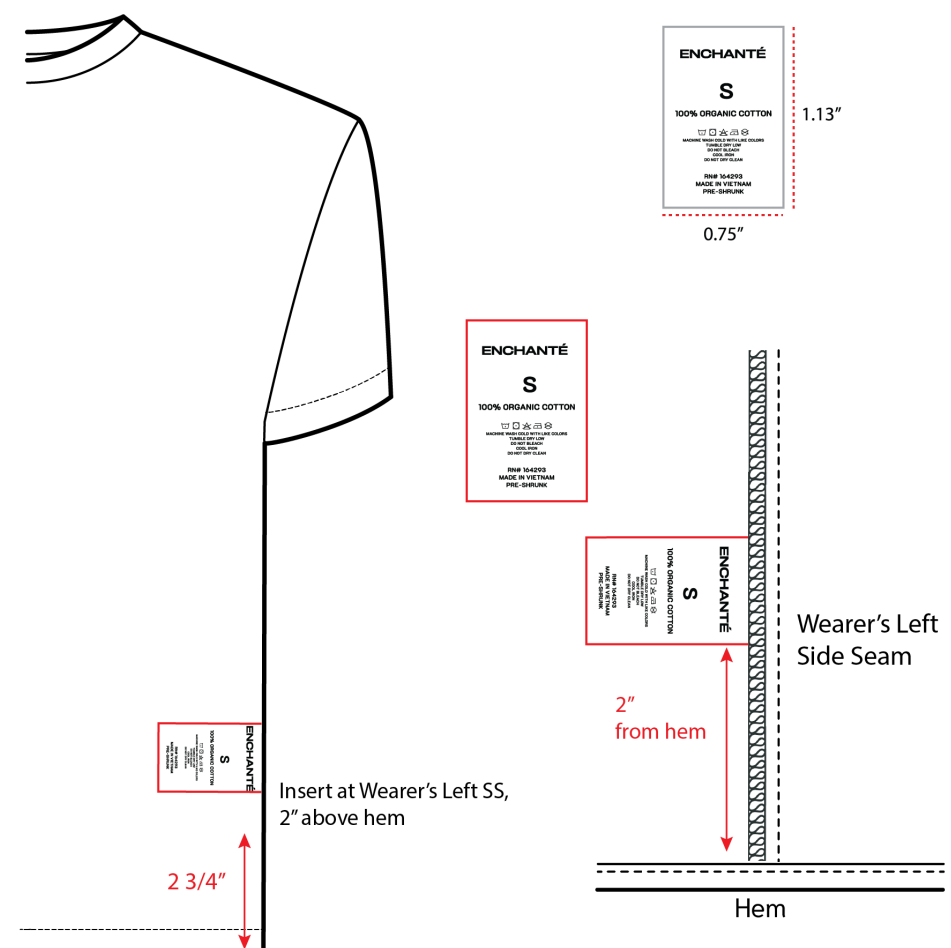
ENCHANTÉ

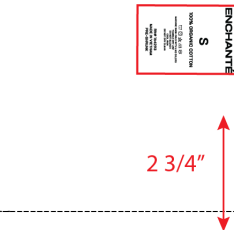
Label should be stitched through garment on both sides of label at **INSIDE EDGE OF FOLD LINE**
(Stitch should NOT be visible on front side of label)


Sewing thread color:
Top thread- DTM to label, Bobbin - DTM to Self





CARE LABEL PLACEMENT














Wearer's Left Side Seam

2" from hem

Hem

Insert at Wearer's Left SS, 2" above hem

2 3/4"

Interior Construction View

Date Printed 11/24/2025