



St. Johns Jersey

Name	St. Johns Jersey
Style No.	SS25CT037
Division	Mens
Category	Jerseys
Season	Spring/Summer
Year	2025
Size Scale	<div>M</div> -Sample size <div><div>XS</div><div>S</div><div>M</div><div>L</div><div>XL</div><div>XXL</div></div>
Factory	UN-AVAILABLE
Designer Name	Lonz
TD Name	Anastasiya
Created by/Author	4/18/2024 Genny Mayden genny@aimeleondore.com

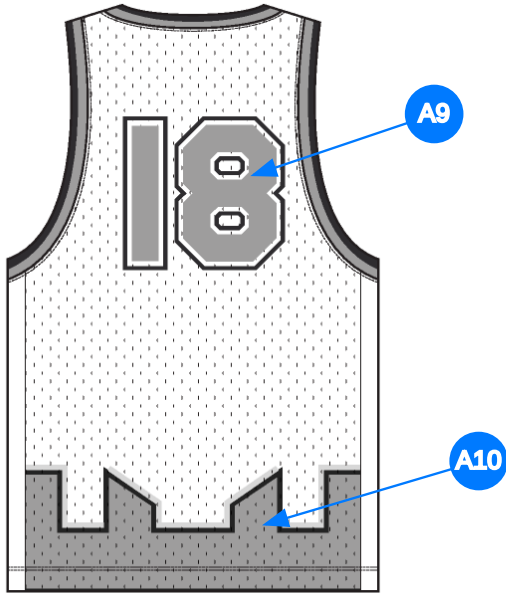
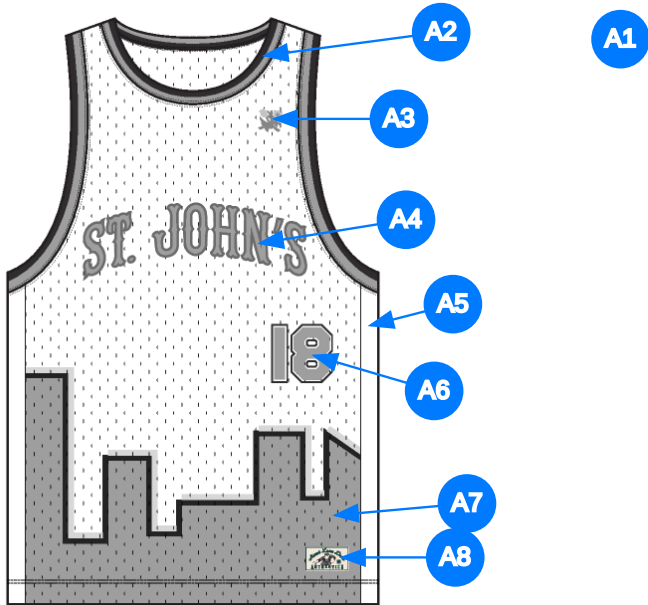


1_B&W-1



BRIGHT WHITE

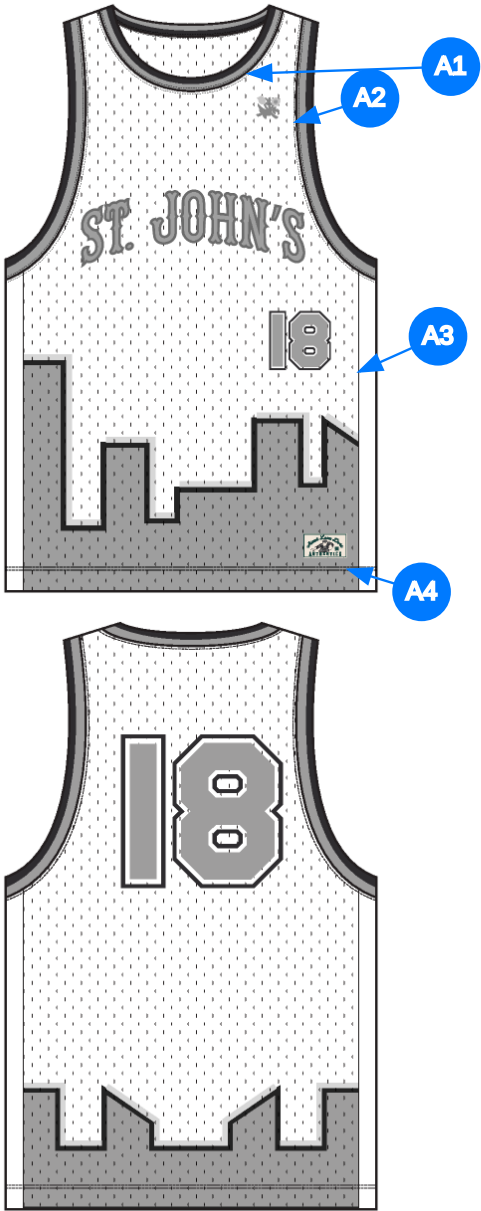
2_CLR-1



Comments (10)

- A1 FIT: SONNY NOVELTY MESH JERSEY (FW24CT046)
- A2 1X1 RIB @ COLLAR & ARMHOLE - SEE SEPARATE PAGE FOR ARTWORK DETAILS
- A3 ARTWORK @ WL CHEST - SEE SEPARATE PAGE FOR ARTWORK DETAILS
- A4 ARTWORK @ CF CHEST
- A5 SET IN PANEL @ SIDE - SIDE PANEL IS ONE PIECE
- A6 ARTWORK @ BODY
- A7 ARTWORK @ BODY
- A8 WOVEN LABEL @ LOWER BODY
- A9 ARTWORK @ CB
- A10 ARTWORK @ CB

3_Construction Details-1



Comments (4)

- A1 1/4 DN TS @ COLLAR
- A2 1/4 DN TS @ ARMHOLE
- A3 CLEAN SEAM FINISH @ SET IN PANEL
- A4 1/4 DN TS @ BOTTOM HEM

4_Stitching Details-1

Sample Size: M







POINT OF MEASURE	CODE	HOW TO MEASURE	CRITICAL	TYPE	TOLERANCE	M
Front Body Length	S&K01	HPS to bottom edge	true	Full	1/2 in	30 in
Back Body Length	S&K02	CB neck seam to bottom edge	true	Full	1/2 in	29 in
Front Neck Drop	S&K04	HPS to neck seam	false	Full	1/4 in	6 in
Back Neck Drop	S&K05	HPS to neck seam	false	Full	1/8 in	1 in
Back Neck Width	S&K06	Seam to seam at back neck, at HPS point	false	Full	1/4 in	8 3/4 in
Shoulder Slope	S&K08	Shoulder point perpendicular to HPS	false	Full	1/4 in	1/2 in
Across Shoulder	S&K09	Seam to Seam	false	Half	3/8 in	12 in
Across Front	S&K106	Seam to Seam	true	Full	1/4 in	12 in
Across Back	S&K107	Seam to Seam	false	Full	1/4 in	12 1/2 in
Chest Width	S&K012	1" Below armhole- edge to edge	true	Half	1/2 in	22 in
Bottom Opening Width- At Edge	S&K013	At bottom edge	true	Half	1/2 in	22 1/2 in
Bottom Hem Height	S&K014	Bottom edge to stitch line or trim seam	false	Full	1/8 in	7/8 in
Armhole Drop	S&K016	Below HPS - measure perpendicular	false	Full	1/4 in	12 in
Side Slit Height	S&K093	From bottom edge to top of slit	false	Full	1/8 in	1 1/2 in
Side Panel Width (Total)	S&K113		false	Full	1/4 in	4 in
CF Artwork Placement below CF Neckline	S&K112		false	Full	1/8 in	3 in
WL Chest Artwork Placement from HPS	S&K416		true	Full	1/8 in	6 1/4 in
WL Chest Artwork Placement from CF Line	S&K417		false	Full	1/8 in	3 3/4 in
WL Front Artwork Below Armhole	Kzsewr		true	Full	1/8 in	2 in
WL Front Artwork Forward from Side Panel Seam	e75fij		true	Full	1/8 in	1 1/2 in
WL Label Placement Up from Hem	S&K299		false	Full	1/8 in	1 3/8 in
WL Label Placement In from the Side Panel	S&K300		false	Full	1/8 in	5/8 in
CB Artwork Placement below CB Neck Seam	S&K109	From CB neck seam to top Artwork	false	Full	1/8 in	5 3/4 in

Development Notes - Anastasiya Zolotova

CREATED ON APR 18, 2024 4:03 PM

SS25CT037 St Johns Jersey
Date: 4/18/24
Status: Requesting 1st Proto
TD: Anastasiya

Fit: Please follow pattern of latest revision of FW24CT046 Sonny Novelty Mesh Jersey w/ additional updates:
-Create crewneck shape. Follow revised measurements to create a smooth curve. Ensure not to make u-shaped.
-Add side panel 4" width total

	THUMBNAIL	COMPONENT	QTY
1		UA Mesh - HM23016 CODE: PREVIOUSLY UA-3008 Placement: BODY Supplier: UNAVAILABLE Country of Origin: VIETNAM	
2		IN DEV CODE: TBD Placement: SIDE PANELS Notes: POLY DAZZLE AS REFERENCE SAMPLE	
3		IN DEV CODE: TBD Placement: COLLAR, ARMHOLE Notes: RIB AS SS24CT025	
4		ARTWORK CODE: APPLIQUE Placement: ALL OVER, FOLLOW POM Notes: FOLLOW ARTWORK AND POM	
5		ARTWORK CODE: SCREEN PRINT Placement: ALL OVER, FOLLOW POM Notes: FOLLOW ARTWORK AND POM Supplier: Factory Sourced	
6		IN DEV CODE: TBD Placement: WL HEM Notes: WOVEN LABEL TBD	
Components 6			