

# ENCHANTÉ

STYLE #	EN1024MP08	STYLE NAME	SWEATPANT	CATEGORY	BOTTOMS
SEASON	FALL/AUSTIN 2024	XF	7/31/24	FABRIC DESCRIPTION	420GSM COTTON FLEECE
FACTORY	UA	STAGE	PROTO	FABRIC CONTENT	100% COTTON
SIZE RANGE	XS-XXL	SAMPLE SIZE	MEDIUM	TP BY:	ET



**SELF:** 100% COTTON FLEECE 420GSM ART#VTK5971B


**COLOR:**  
- WASHED BLACK: AS CORE 2024 BLACK BUT WITH ACID WASH AS SUMMER 1



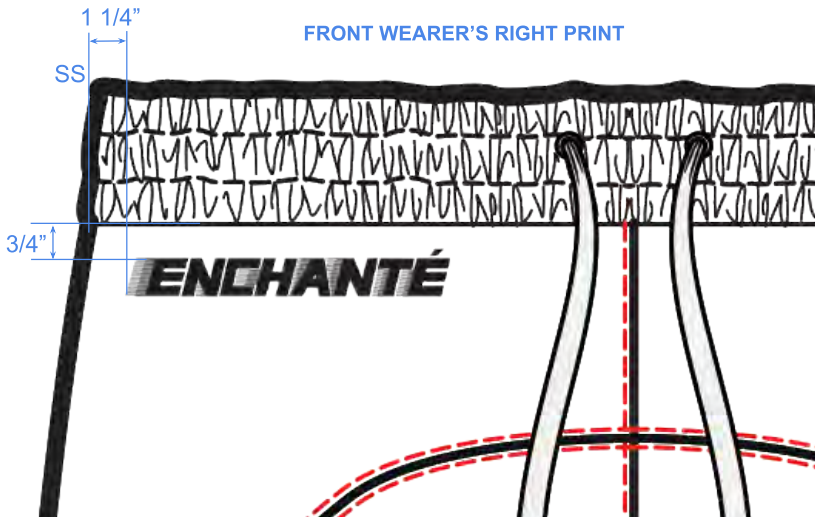
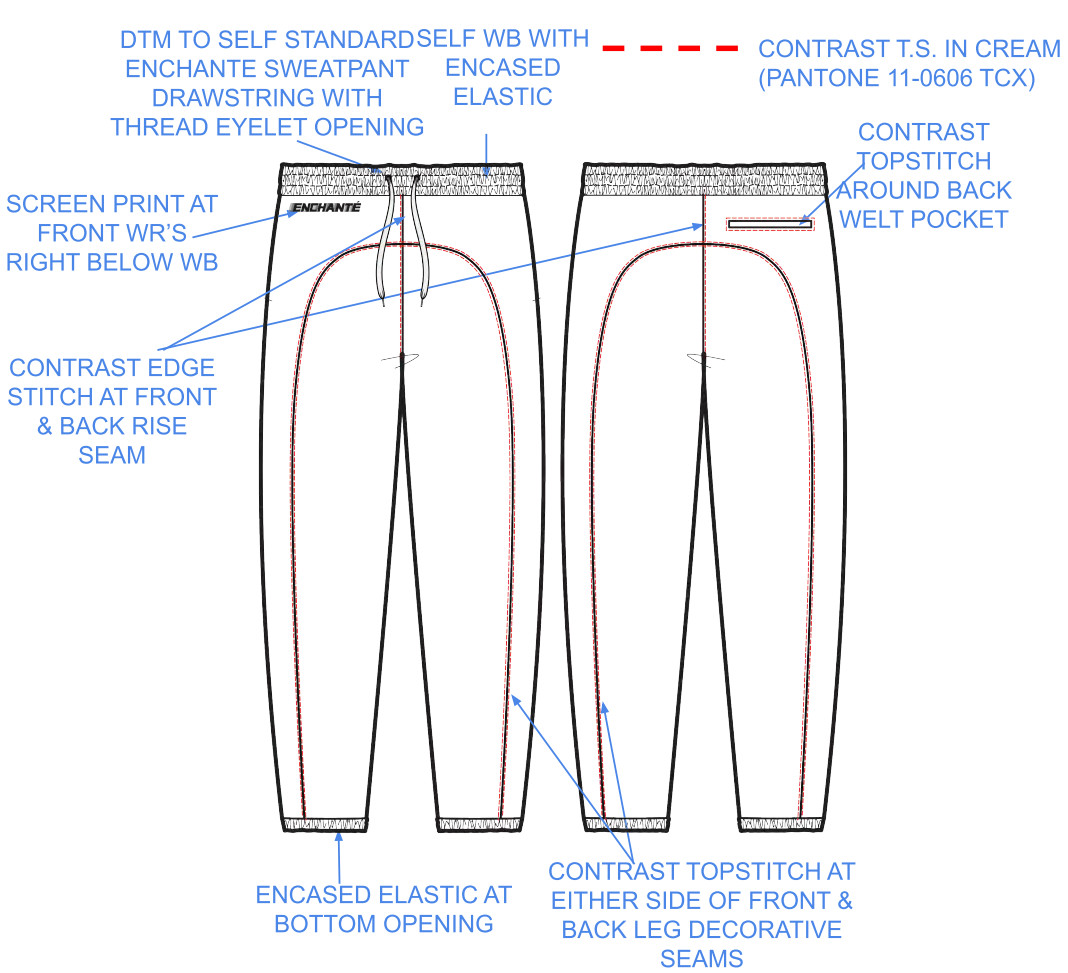
COVER REMARKS:

5/13/24 TP SENT - FACTORY TO DEVELOP PATTERN & LAUNCH PROTO SAMPLE


ENCHANTÉ

STYLE #	EN1024MP08	STYLE NAME	SWEATPANT	CATEGORY	BOTTOMS	<div>SKETCH</div> 
SEASON	FALL/AUSTIN 2024	XF	7/31/24	FABRIC DESCRIPTION	420GSM COTTON FLEECE	
FACTORY	UA	STAGE	PROTO	FABRIC CONTENT	100% COTTON	
SIZE RANGE	XS-XXL	SAMPLE SIZE	MEDIUM	TP BY:	ET	

CONSTRUCTION



# ENCHANTÉ


STYLE #	EN1024MP08	STYLE NAME	SWEATPANT	CATEGORY	BOTTOMS	SKETCH 
SEASON	FALL/AUSTIN 2024	XF	7/31/24	FABRIC DESCRIPTION	420GSM COTTON FLEECE	
FACTORY	UA	STAGE	PROTO	FABRIC CONTENT	100% COTTON	
SIZE RANGE	XS-XXL	SAMPLE SIZE	MEDIUM	TP BY:	ET	

ARTWORK

FRONT WEARER’S LEFT RIGHT SCREEN PRINT




COLOR STANDARDS:



PANTONE®  
11-0606 TCX  
Pristine

PRINT:  
CREAM (PANTONE 11-0606  
TCX)

ENCHANTÉ

STYLE #	EN1024MP08	STYLE NAME	SWEATPANT	CATEGORY	BOTTOMS	<div>SKETCH</div> 
SEASON	FALL/AUSTIN 2024	XF	7/31/24	FABRIC DESCRIPTION	420GSM COTTON FLEECE	
FACTORY	UA	STAGE	PROTO	FABRIC CONTENT	100% COTTON	
SIZE RANGE	XS-XXL	SAMPLE SIZE	MEDIUM	TP BY:	ET	

REFERENCE



REFERENCE FOR CONTRAST CREAM TOPSTITCH ON WASHED BLACK EFFECT



REFERENCE FOR STANDARD ENCHANTE SWEATPANT CF DRAWCORD + EYELET TUNNEL OPENING




REFERENCE FOR DECORATIVE SEAM AT FRONT & BACK LEG

ENCHANTÉ



STYLE #	EN1024MP08	STYLE NAME	SWEATPANT	CATEGORY	BOTTOMS	SKETCH 
SEASON	FALL/AUSTIN 2024	XF	7/31/24	FABRIC DESCRIPTION	420GSM COTTON FLEECE	
FACTORY	UA	STAGE	PROTO	FABRIC CONTENT	100% COTTON	
SIZE RANGE	XS-XXL	SAMPLE SIZE	MEDIUM	TP BY:	ET	

		STAGE	PROTO								
		DATE	05.13.24								
POM	DESCRIPTION	TOL +/-	REQUEST								
1	WAISTBAND AT TOP EDGE (ON FLAT)	1/2	15								
2	WAISTBAND HEIGHT	1/8	1 3/4								
3	POSITION HIP FROM TOP WB	1/8	8								
4	HIP WIDTH	1/2	23								
5	FRONT RISE - FROM TOP OF WB WITHOUT GUSSET	3/8	10 1/2								
6	BACK RISE - FROM TOP OF WB WITHOUT GUSSET	3/8	12								
7	THIGH - AT CROTCH WITHOUT GUSSET	1/2	13								
8	KNEE - 13" FROM CROTCH	3/8	10								
9	LEG OPENING - RELAXED	1/4	4 1/2								
10	INSEAM	1/2	30								
11	FRONT POCKET LENGTH	1/4	6								
12	BACK POCKET WIDTH	1/4	5 3/4								
13	BACK POCKET HEIGHT	1/4	1/2								
14	GUSSET WIDTH	1/8	3								
15	HEM HEIGHT	1/8	1								
16	COMBO SEAM AT CF FROM WB SEAM	1/8	3 3/4								
17	COMBO SEAM AT CUFF SEAM FROM REGULAR SS	1/8	1 5/8								

# ENCHANTÉ

STYLE #	EN1024MP08	STYLE NAME	SWEATPANT	CATEGORY	BOTTOMS	SKETCH 
SEASON	FALL/AUSTIN 2024	XF	7/31/24	FABRIC DESCRIPTION	420GSM COTTON FLEECE	
FACTORY	UA	STAGE	PROTO	FABRIC CONTENT	100% COTTON	
SIZE RANGE	XS-XXL	SAMPLE SIZE	MEDIUM	TP BY:	ET	

COLORWAY



**Colorway: Washed Black**

**Ground & Drawstring:**

Washed Black - Follow Core 2024 Black Color Standard but with Summer 1 2024 Acid Wash

**Front Print:**


Cream (Pantone 11-0606 TCX)

**Contrast Topstitch:**

Cream (Pantone 11-0606 TCX)



# ENCHANTÉ

STYLE #		EN1024MP08		STYLE NAME		SWEATPANT		CATEGORY		BOTTOMS		SKETCH	
SEASON		FALL/AUSTIN 2024		XF		7/31/24		FABRIC DESCRIPTION		420GSM COTTON FLEECE			
FACTORY		UA		STAGE		PROTO		FABRIC CONTENT		100% COTTON			
SIZE RANGE		XS-XXL		SAMPLE SIZE		MEDIUM		TP BY:		ET			
SELF				COMBO				LINING					
CUTTING DIRECTION				CUTTING DIRECTION				CUTTING DIRECTION					
PLACEMENT				PLACEMENT				PLACEMENT					
TREATMENT				TREATMENT				TREATMENT					
SAMPLE NOTES / CALLOUTS										1	2	3	4
COLOR NAME COLOR #										Washed Black			
CUTTING MATERIAL(S)										COLOR OF MATERIAL			
ITEM	CONTENT	ARTICLE #	DESCRIPTION	SUPPLIER	WIDTH	YIELD	UOM	PLACEMENT	1	2	3	4	
SELF	100% COTTON	VTK5971B	Cotton Fleece (420 GSM) - as Summer 1 Acid Wash	UA	72"			Bodice, Waistband, Cuffs	Washed Black				
COMBO													
LINING													
FUSE													
TRIM(S)										COLOR OF TRIM			
ITEM	IMAGE	ARTICLE #	DESCRIPTION	SUPPLIER	SIZE	QUANTITY	UOM	PLACEMENT	1	2	3	4	
DRAWSTRING		Factory Sourced	Standard Sweatpant Drawcord	UA		1	Units	CF Waistband	Black				
ELASTIC A		Factory Sourced	1 3/4" Waistband Elastic	UA				Waistband	Black				
ELASTIC B		Factory Sourced	1" Cuff Elastic	UA				Cuffs	Black				
THREAD A		Factory Sourced	Thread	Factory Sourced				All Sewing	DTM Black				
THREAD B		Factory Sourced	Contrast Topstitch Thread	Factory Sourced				All Topstitch Thread	Cream (Pantone 11-0606 TCX)				
LABELS + HANGTAGS + PACKAGING										COLOR OF TRIM			
ITEM	IMAGE	ARTICLE #	DESCRIPTION	SUPPLIER	SIZE	QUANTITY	UOM	PLACEMENT	1	2	3	4	
LABEL		TBC	Enchante Woven Label	TBC	TBC	1	Units	1 x CB Neck					
LABEL		TBC	Enchante Care Label - Alpha	TBC	TBC	1	Units	1 x Wearer's Left SS (See Label Guide)					
PACKAGING			Poly Bag - Updated Logo	Factory Sourced		1	Units						
PACKAGING			Barcode Sticker	Factory Sourced		1	Units						



RENGGLI

STYLE #	EN1024MP08	STYLE NAME	SWEATPANT	CATEGORY	BOTTOMS	SKETCH
SEASON	FALL/AUSTIN 2024	XF	7/31/24	FABRIC DESCRIPTION	420GSM COTTON FLEECE	
FACTORY	UA	STAGE	PROTO	FABRIC CONTENT	100% COTTON	
SIZE RANGE	XS-XXL	SAMPLE SIZE	MEDIUM	TP BY:	ET	

LABEL GUIDE

NOTES:

MAIN LABEL PLACEMENT

Bottoms

Single needle edge stitch on only folded sides as marked in **red**  
Only stitch through **INSIDE LAYER OF WB**  
Center Label at CB and Middle of Waistband  
Thread color:  
**Top thread - DTM to label, Bobbin - DTM TO SELF**

ENCHANTÉ

Elasticated Waistband

CB

1/2"

ENCHANTÉ

1/2"

CARE LABEL PLACEMENT

2"

Insert at Wearer's Left SS, 2" from bottom edge of WB

ENCHANTÉ

1.13"

0.75"

2" from WB edge

Bottom Edge of Waistband

Wearer's Left Side Seam

Interior Construction View