

ENCHANTÉ

STYLE #	ENTBC24WP14	STYLE NAME	WOMEN'S SHORT	CATEGORY	BOTTOMS
SEASON	CORE 2024	DELIVERY	TBC	FABRIC DESCRIPTION	420GSM COTTON FLEECE
FACTORY	UA	STAGE	PROTO	FABRIC CONTENT	100% COTTON
SIZE RANGE	XS-XXL	SAMPLE SIZE	SMALL	TP BY:	ET



SELF: 100% COTTON FLEECE 420GSM ART#VTK5971B
COMBO RIB: 97/3 COTTON SPANDEX 445GSM
ART#VTK6002-1


COLOR:
- **BLACK:** PLS FOLLOW BLACK WASH AS
ENTBC24WJ06 WOMENS 1/4 ZIP CROP



COVER REMARKS:

7/29/24 TP SENT - FCTY TO DEVELOP PATTERN & LAUNCH PROTO SAMPLE

ENCHANTÉ

STYLE #	ENTBC24WP14	STYLE NAME	WOMEN'S SHORT	CATEGORY	BOTTOMS	<div>SKETCH</div> 
SEASON	CORE 2024	DELIVERY	TBC	FABRIC DESCRIPTION	420GSM COTTON FLEECE	
FACTORY	UA	STAGE	PROTO	FABRIC CONTENT	100% COTTON	
SIZE RANGE	XS-XXL	SAMPLE SIZE	SMALL	TP BY:	ET	

CONSTRUCTION

QUY CÁCH MAY

Thun ở lưng, điều 2 đường song song

Hình in ở thân trước trái của người mặc

Túi cơi ở thân sau phải của người mặc

ENCASED ELASTIC AT WB WITH 2 ROWS OF TOPSTITCHING

CONTRAST ICON PRINT AT WR'S LEFT BELOW WB

SELF SINGLE WELT POCKET AT WR'S BACK RIGHT - EDGE STITCH IN DTM TO SELF THREAD

SS POCKETS WITH EDGE STITCH AT OPENING

DOUBLE NEEDLE COVER STITCH AT LEG OPENING IN DTM TO SELF THREAD

CONTRAST REFLECTIVE PIPING

điều 2k 1/4" ở lai quần

Dây tape piping phối ở 2 ống quần

ĐỊNH VỊ HÌNH IN

FRONT EE PRINT & CONTRAST PIPING PLACEMENT

SS

1"

1 3/8"


2 1/4"

SS

EE

WAIST SEAM 3/4"


ENCHANTÉ

STYLE #	ENTBC24WP14	STYLE NAME	WOMEN'S SHORT	CATEGORY	BOTTOMS	SKETCH 
SEASON	CORE 2024	DELIVERY	TBC	FABRIC DESCRIPTION	420GSM COTTON FLEECE	
FACTORY	UA	STAGE	PROTO	FABRIC CONTENT	100% COTTON	
SIZE RANGE	XS-XXL	SAMPLE SIZE	SMALL	TP BY:	ET	


ARTWORK

FRONT PRINT

KÍCH THƯỚC & MÀU HÌNH IN



COLOR STANDARDS:




OPTIC WHITE

Are you also able to help confirm if UA is able to do a reflective print? Is it possible to launch an additional strike-off of the "EE" artwork in a reflective print that would match back to the reflective piping?

+ Làm strike off in reflective

ENCHANTÉ

STYLE #	ENTBC24WP14	STYLE NAME	WOMEN'S SHORT	CATEGORY	BOTTOMS	<div>SKETCH</div> 
SEASON	CORE 2024	DELIVERY	TBC	FABRIC DESCRIPTION	420GSM COTTON FLEECE	
FACTORY	UA	STAGE	PROTO	FABRIC CONTENT	100% COTTON	
SIZE RANGE	XS-XXL	SAMPLE SIZE	SMALL	TP BY:	ET	


REFERENCE



REFERENCE FOR OVERALL SPECS & FIT

FORM QUẦN GIỐNG MÃ LYSR272


ENCHANTÉ

STYLE #	ENTBC24WP14	STYLE NAME	WOMEN'S SHORT	CATEGORY	BOTTOMS	<div>SKETCH</div> <div></div>
SEASON	CORE 2024	DELIVERY	TBC	FABRIC DESCRIPTION	420GSM COTTON FLEECE	
FACTORY	UA	STAGE	PROTO	FABRIC CONTENT	100% COTTON	
SIZE RANGE	XS-XXL	SAMPLE SIZE	SMALL	TP BY:	ET	

BẢNG THÔNG SỐ

STAGE									PROTO
									07/29/24
POM	DESCRIPTION								TOL +/- REQUEST
1	WAISTBAND AT TOP EDGE (ON FLAT)			NGANG LƯNG Ở MÉP TRÊN (ĐO ẸM)				1/2	13 1/4
2	WAISTBAND HEIGHT			TO BẮN LƯNG				1/8	1 3/8
3	FRONT RISE (FROM TOP EDGE TO CROTCH)			ĐÁY TRƯỚC (TỪ CẠNH TRÊN LƯNG QUẦN ĐẾN ĐÁY)				1/8	11 1/2
4	BACK RISE (FROM TOP EDGE TO CROTCH)			ĐÁY SAU (TỪ CẠNH TRÊN LƯNG QUẦN ĐẾN ĐÁY)				1/8	15 1/4
5	HIGH HIP (3" FROM TOP EDGE) - 3 POINT MEASURE - RELAXED			NGANG MÔNG CAO (DƯỚI CẠNH TRÊN LƯNG 3" - ĐO 3 ĐIỂM ĐO ẸM)				1/2	16
6	LOW HIP (6" FROM TOP EDGE) - 3 POINT MEASURE			NGANG MÔNG THẤP (DƯỚI CẠNH TRÊN LƯNG 6" - ĐO 3 ĐIỂM ĐO ẸM)				3/8	20
7	THIGH (1" DOWN FROM CROTCH)			NGANG ĐÙI (DƯỚI ĐÁY 1")				3/8	13 3/4
8	LEG OPENING			CỬA CHÂN				3/8	13 5/8
9	INSEAM			DÀI SƯỜN TRONG				1/4	2 3/8
10	SS POCKET LENGTH			DÀI TÚI SƯỜN				1/8	6
11	BACK SINGLE WELT POCKET L x W			KÍCH THƯỚC CÔI TÚI SAU				1/8	5 5/8 x 5/8
12	TOP CONTRAST PIPING FROM WB SEAM			ĐỊNH VỊ DÂY PIPNG CÁCH SƯỜN TẠI LƯNG QUẦN				1/8	1 3/8
13	CONTRAST PIPING AT LEG OPENING FROM SS			ĐỊNH VỊ DÂY PIPNG CÁCH SƯỜN TẠI LẠI QUẦN				1/8	2 1/4

ENCHANTÉ

STYLE #	ENTBC24WP14	STYLE NAME	WOMEN'S SHORT	CATEGORY	BOTTOMS	SKETCH 
SEASON	CORE 2024	DELIVERY	TBC	FABRIC DESCRIPTION	420GSM COTTON FLEECE	
FACTORY	UA	STAGE	PROTO	FABRIC CONTENT	100% COTTON	
SIZE RANGE	XS-XXL	SAMPLE SIZE	SMALL	TP BY:	ET	

COLORWAY




Colorway: Black
Ground:
Black - Follow Reference Sample Sent
Front Print:
Optic White
Piping:
Reflective (as Nylon Short Proto 1)




OPTIC WHITE



ENCHANTÉ

STYLE #		ENTBC24WP14		STYLE NAME		WOMEN'S SHORT		CATEGORY		BOTTOMS		SKETCH	
SEASON		CORE 2024		DELIVERY		TBC		FABRIC DESCRIPTION		420GSM COTTON FLEECE			
FACTORY		UA		STAGE		PROTO		FABRIC CONTENT		100% COTTON			
SIZE RANGE		XS-XXL		SAMPLE SIZE		SMALL		TP BY:		ET			
SELF				COMBO				LINING					
CUTTING DIRECTION				CUTTING DIRECTION				CUTTING DIRECTION					
PLACEMENT				PLACEMENT				PLACEMENT					
TREATMENT				TREATMENT				TREATMENT					
SAMPLE NOTES / CALLOUTS										1	2	3	4
COLOR NAME										Black			
										DTM ENTBC24WJ06			
CUTTING MATERIAL(S)										COLOR OF MATERIAL			
ITEM	CONTENT	ARTICLE #	DESCRIPTION	SUPPLIER	WIDTH	YIELD	UOM	PLACEMENT	1	2	3	4	
SELF	82% COTTON 18% POLYESTER	VTK5953MB	FLEECE 82% COTTON 18% POLYESTER 450GSM (MHSS23P0032005A00K)	UA				Bodice, Waistband, Welt Pocket	Black (DTM ENTBC24WJ06)				
COMBO	TBC	TBC	TBC Heather Grey Lining Jersey	UA				Pocketing	Black				
LINING													
FUSE													
TRIM(S)										COLOR OF TRIM			
ITEM	IMAGE	ARTICLE #	DESCRIPTION	SUPPLIER	SIZE	QUANTITY	UOM	PLACEMENT	1	2	3	4	
PRINT		Factory Sourced	EE Icon Print	Factory Sourced				Wearer's Left Chest	Optic White				
THREAD A		Factory Sourced	Thread	Factory Sourced				All Sewing / Topstitching	DTM Black				
LABELS + HANGTAGS + PACKAGING										COLOR OF TRIM			
ITEM	IMAGE	ARTICLE #	DESCRIPTION	SUPPLIER	SIZE	QUANTITY	UOM	PLACEMENT	1	2	3	4	
LABEL		TBC	Enchante Woven Label	TBC	TBC	1	Units	1 x CB Waistband					
LABEL		TBC	Enchante Care Label - Alpha	TBC	TBC	1	Units	1 x Wearer's Left SS (See Label Guide)					
PACKAGING			Poly Bag	Biolo	14" x 20"	1	Units						
PACKAGING			Barcode Sticker	Factory Sourced		1	Units						

ENCHANTÉ

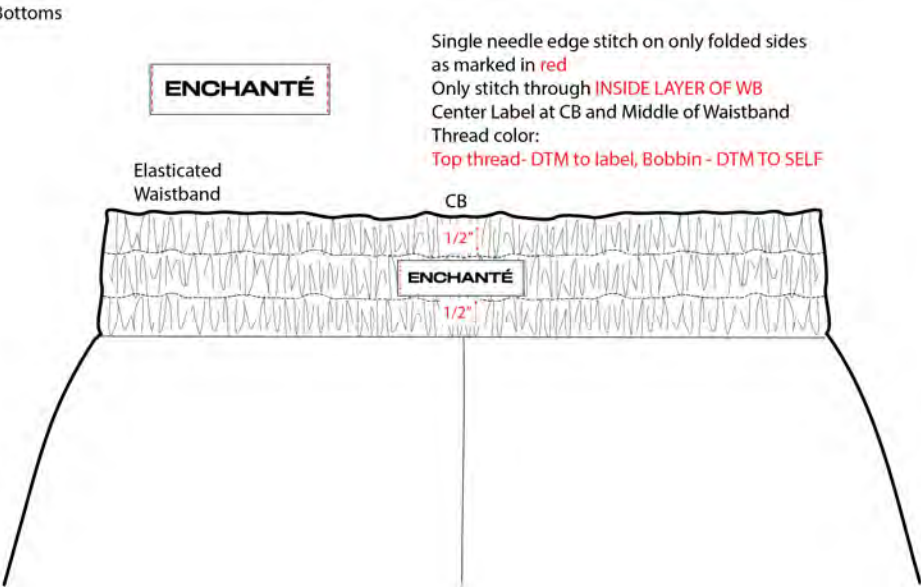
STYLE #	ENTBC24WP14	STYLE NAME	WOMEN'S SHORT	CATEGORY	BOTTOMS	
SEASON	CORE 2024	DELIVERY	TBC	FABRIC DESCRIPTION	420GSM COTTON FLEECE	
FACTORY	UA	STAGE	PROTO	FABRIC CONTENT	100% COTTON	
SIZE RANGE	XS-XXL	SAMPLE SIZE	SMALL	TP BY:	ET	

LABEL GUIDE

NOTES:

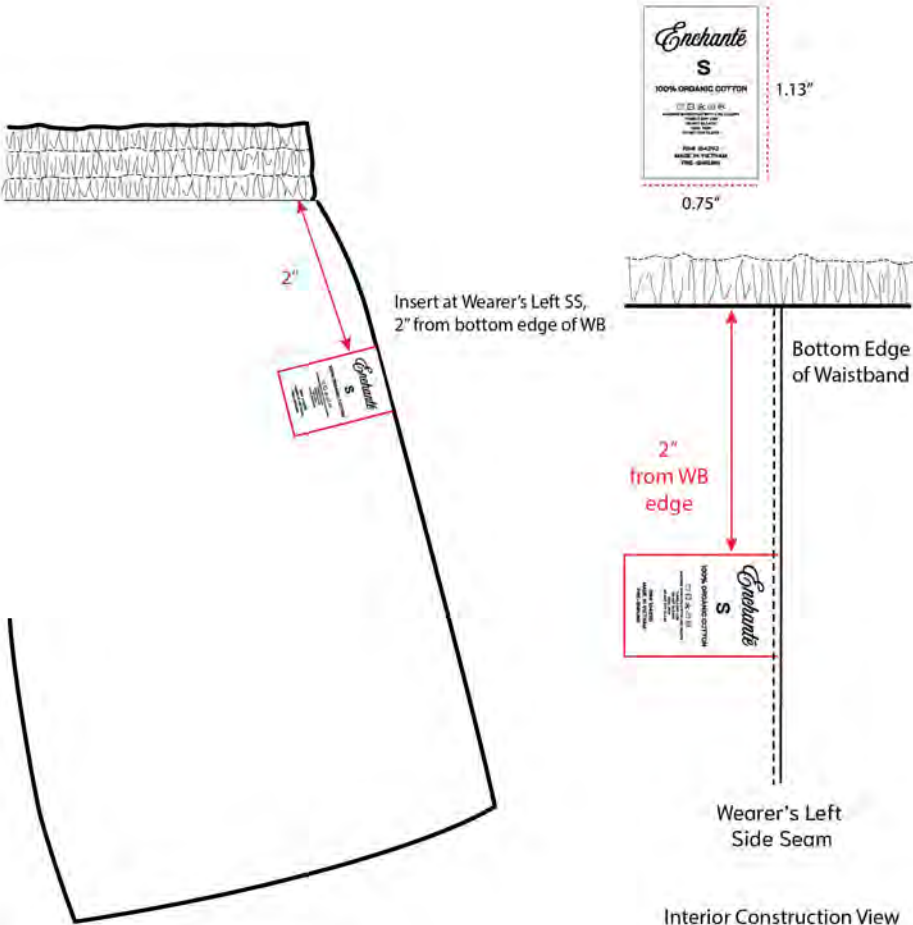
MAIN LABEL PLACEMENT

Bottoms



Single needle edge stitch on only folded sides as marked in red
Only stitch through **INSIDE LAYER OF WB**
Center Label at CB and Middle of Waistband
Thread color:
Top thread - DTM to label, Bobbin - DTM TO SELF

CARE LABEL PLACEMENT



Insert at Wearer's Left SS, 2" from bottom edge of WB

Bottom Edge of Waistband

Wearer's Left Side Seam

Interior Construction View