

KOALA

PRINTED: 22-May-24

STYLE: PLS0824T11

SEASON: SUMMER 2024

DIVISION: UNISEX

TYPE: CUT AND SEW KNIT

DESCRIPTION: PASTORAL SYMPHONY HOODIE

FACTORY: UnAvailable

FABRIC: 340GSM COTTON FLEECE

TECH PACK BY: DANIEL DUGOFF

SIZE RANGE: XS - 5XL

LAST EDIT DATE: 22-May-24

SKETCH



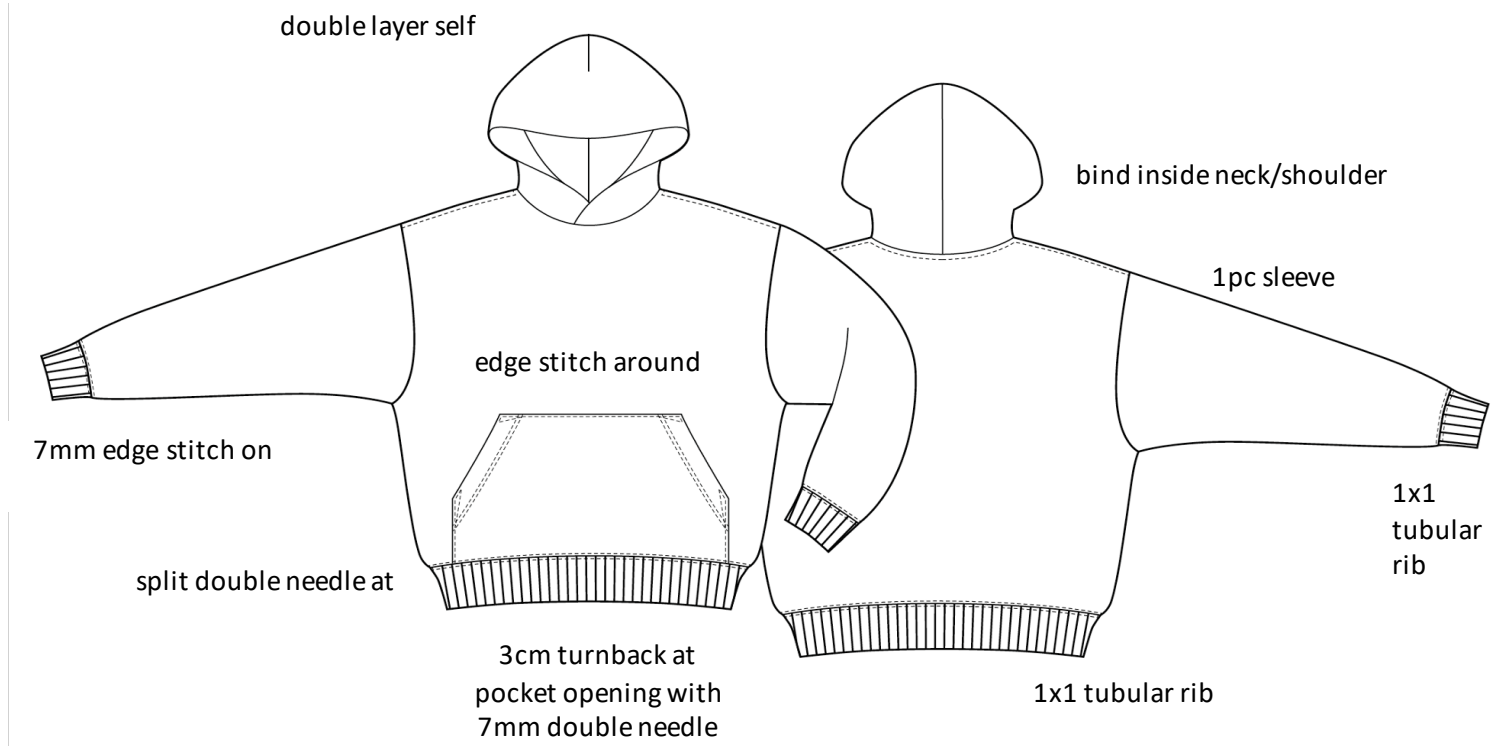
KOALA

PRINTED: 22-May-24

STYLE: PLS0824T11
DIVISION: UNISEX
DESCRIPTION: PASTORAL SYMPHONY HOODIE
FABRIC: 340GSM COTTON FLEECE
SIZE RANGE: XS - 5XL

SEASON: SUMMER 2024
TYPE: CUT AND SEW KNIT
FACTORY: UnAvailable
TECH PACK BY: DANIEL DUGOFF
LAST EDIT DATE: 22-May-24

DETAIL SKETCH



KOALA

PRINTED: 22-May-24

STYLE: PLS0824T11

DIVISION: UNISEX

DESCRIPTION: PASTORAL SYMPHONY HOODIE

FABRIC: 340GSM COTTON FLEECE

SIZE RANGE: XS - 5XL

SEASON: SUMMER 2024

TYPE: CUT AND SEW KNIT

FACTORY: UnAvailable

TECH PACK BY: DANIEL DUGOFF

LAST EDIT DATE: 22-May-24

PRINT LAYOUT



Artwork and Layout: "PLS0824T11 Artwork and Layout 20240522.ai"
REVISE SIZE AS APRIL 5 SUGGESTED SPEC

KOALA

PRINTED: 22-May-24

STYLE: PLS0824T11

DIVISION: UNISEX

DESCRIPTION: PASTORAL SYMPHONY HOODIE

FABRIC: 340GSM COTTON FLEECE

SIZE RANGE: XS - 5XL

SEASON: SUMMER 2024

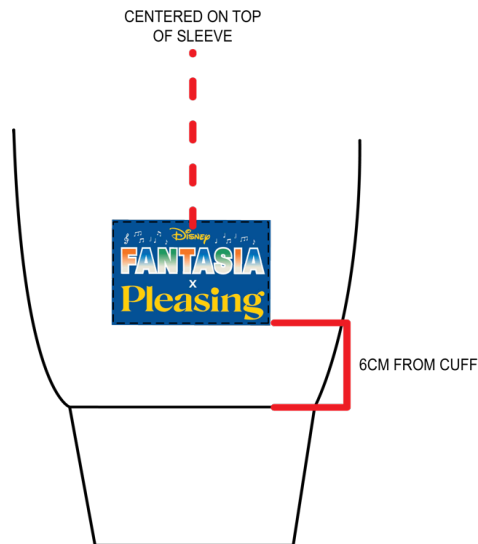
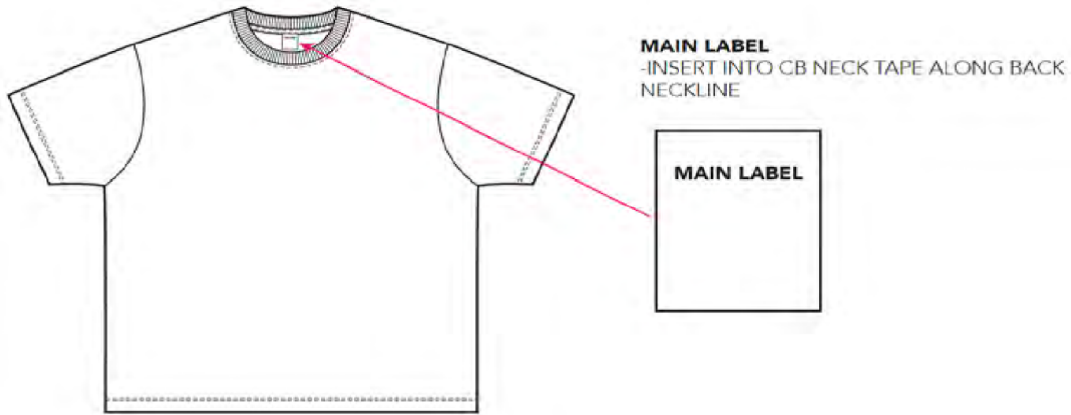
TYPE: CUT AND SEW KNIT

FACTORY: UnAvailable

TECH PACK BY: DANIEL DUGOFF

LAST EDIT DATE: 22-May-24

LABEL PLACEMENT



KOALA

PRINTED: 22-May-24

STYLE: PLS0824T11
DIVISION: UNISEX
DESCRIPTION: PASTORAL SYMPHONY HOODIE
FABRIC: 340GSM COTTON FLEECE
SIZE RANGE: XS - 5XL

SEASON: SUMMER 2024
TYPE: CUT AND SEW KNIT
FACTORY: UnAvailable
TECH PACK BY: DANIEL DUGOFF
LAST EDIT DATE: 22-May-24

OVERVIEW

FIT REFERENCE: FIT AS CARRYOVER APL3000ES

THREAD: MARA 60

SPI: 8-10

FABRICS: BODY: 340GSM COTTON FLEECE (100% COTTON)
RIB: ___GSM 2X2 RIB (97% COTTON 3% SPANDEX)
JERSEY BINDING

TRIM + PLACEMENT: MAIN LABEL @ CBN
CARE LABEL @ INSIDE WR'S LEFT SS
MAIN LABEL @ WR'S RIGHT SLEEVE CUFF

TOPSTITCH + PLACEMENT: SPLIT DOUBLE NEEDLE AT BACK NECK JERSEY BINDING
7MM SINGLE NEEDLE AT CUFF ON SELF, CATCHING CUFF TUBULAR RIB
SPLIT DOUBLE NEEDLE AT HEM
EDGE STITCH PATCH POCKET ON TOP AND SIDES
7MM DOUBLE NEEDLE 3CM FROM POCKET OPENING EDGE
ALL INSIDE SEAMS IN LOCKING MERROW
EDGE STITCH AROUND LABEL AT WR'S RIGHT CUFF, DTM TO LABEL

CONSTRUCTION DETAILS: HOODIE WITH DOUBLE LAYER HOOD (FOLDED @ CF EDGE)
TUBULAR RIB @ CUFFS, HEM
BIND INSIDE BACK NECK AND SHOULDER IN JERSEY

DECORATION DETAILS: CHARACTER + DISNEY LOGO: PLASTISOL PRINT
"PLEASING" LOGO - EMBROIDERED

22-May-24

SEASON: SUMMER 2024
TYPE: CUT AND SEW KNIT
FACTORY: UnAvailable
TECH PACK BY: DANIEL DUGOFF
LAST EDIT DATE: 22-May-24

SAMPLE SPECS

[illegible]

22-May-24

SEASON: SUMMER 2024
TYPE: CUT AND SEW KNIT
FACTORY: UnAvailable
TECH PACK BY: DANIEL DUGOFF
LAST EDIT DATE: 22-May-24

[illegible]

STYLE: PLS0824T11

DIVISION: UNISEX

DESCRIPTION: PASTORAL SYMPHONY HOODIE

FABRIC: 340GSM COTTON FLEECE

SIZE RANGE: XS - 5XL

KOALA

SEASON: SUMMER 2024

TYPE: CUT AND SEW KNIT

FACTORY: UnAvailable

TECH PACK BY: DANIEL DUGOFF

LAST EDIT DATE: 22-May-24

PRINTED: 22-May-24

COMMENTS

DATE: 3/6/24

STATUS: APPROVED WITH CORRECTIONS FOR SMS SUBMIT

FIT MODELS: CALEB

NOTE: UPDATE FABRIC BASE TO 340 GSM FLEECE

- FIT COMMENTS:**
- 1. Sample came in within tolerance - thank you!
 - 2. Garment color is a bit dirty. Please improve. See note below.
 - 3. Print size came in very small! Please revise as April 5 suggested spec!
 - 4. Print colors look good!

| SWATCH | PANTONE | PANTONE # | COMMENT: |
|--------|------------|-------------|--|
| | WINTER SKY | 14-4307 TCX | Color is a bit too light and dirty - Pantone is a bit more vibrant and clean |



Character should fill more space between the neck and the kangaroo pocket. Check specs!

DATE: 5/22/24
STATUS: APPROVED WITH CORRECTIONS FOR PPS SUBMIT

COMMENTS:

- 1. Fit approved as sample
- 2. Print size approved as sample. See updated specs.
- 3. Change Pleasing logo to be embroidered. Keep color the same as print color in artwork file.
- 4. Character print colors are too bright/neon. Please update the colors to be deeper/softer as artwork submit
- 5. Add Pleasing x Disney co-branded label to wearer's right sleeve
 - Position 6cm above cuff
 - Center on top of sleeve
 - Edge stitch label on all 4 sides, matching blue color of label
 - See updated label placement guide

| SWATCH | PANTONE | PANTONE # | COMMENT: |
|--------|------------|-------------|----------|
| | WINTER SKY | 14-4307 TCX | APPROVED |



Print colors should be more muted!

