

ENCHANTÉ

STYLE #	EN1124MP26	STYLE NAME	BASICS SWEATPANT	CATEGORY	PANT
SEASON	NOVEMBER BASICS	XF		FABRIC DESCRIPTION	420GSM COTTON FLEECE
FACTORY	UA	STAGE	PROTO	FABRIC CONTENT	100% COTTON
SIZE RANGE	XS-XXL	SAMPLE SIZE	LARGE	TP BY:	HP



SELF: 100% COTTON FLEECE 420GSM ART#VTK5971B
COMBO RIB: 97/3 COTTON SPANDEX 445GSM
ART#VTK6002-1

COLOR/TREATMENT:

- **DEEP TAUPE:** Pantone 18-1312 TCX Deep Taupe WITH ACID WASH AS SUMMER 1
- **ANTIQUE WHITE:** Pantone 11-0105 TCX Antique White WITH NO ACID WASH
- **MOSSTONE:** Pantone 17-0525 TCX Mosstone WITH ACID WASH AS SUMMER 1



PANTONE®
18-1312 TCX
Deep Taupe


PANTONE®
11-0105 TCX
Antique White

PANTONE®
17-0525 TCX
Mosstone

COVER REMARKS:

7/15/24 TP SENT - FACTORY TO DEVELOP PROTO SAMPLE

ENCHANTÉ

STYLE #	EN1124MP26	STYLE NAME	BASICS SWEATPANT	CATEGORY	PANT	SKETCH 
SEASON	NOVEMBER BASICS	XF		FABRIC DESCRIPTION	420GSM COTTON FLEECE	
FACTORY	UA	STAGE	PROTO	FABRIC CONTENT	100% COTTON	
SIZE RANGE	XS-XXL	SAMPLE SIZE	LARGE	TP BY:	HP	

CONSTRUCTION

QUY CÁCH MAY

DÂY LUỒN Ở THÂN TRƯỚC: CỘT GÚT ĐẦU

THUN LŨNG VÀ BO LẠI

Túi đắp ở thân sau phải của người mặc

REGULAR DRAWSTRING AS PER SWEATPANTS FROM PREVIOUS SEASONS

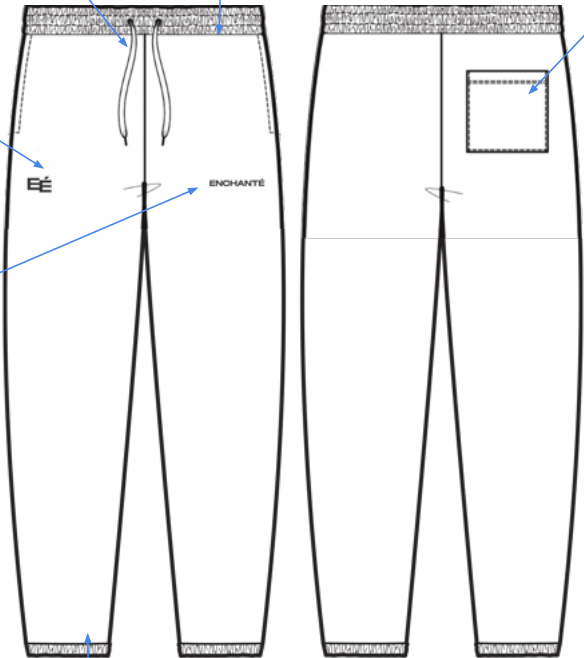
ENCASED ELASTIC AT WB

SELF POCKET AT BACK WR'S RIGHT

PRINTED ICON AT FRONT WEARER'S RIGHT THIGH

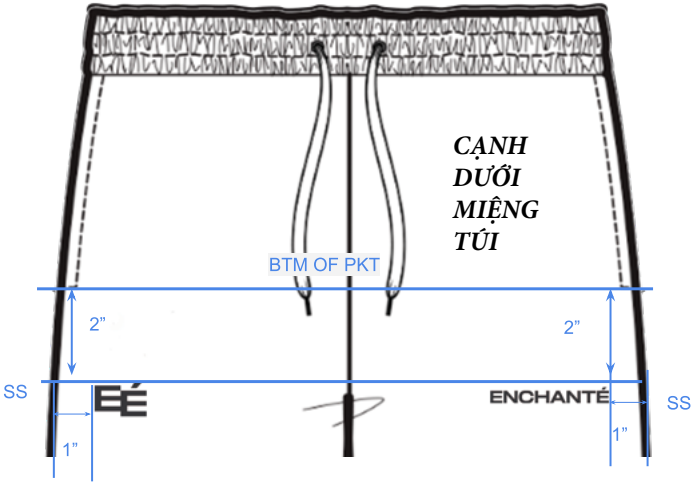
EMBROIDERED LOGO AT WEARER'S LEFT THIGH

ENCASED ELASTIC AT BOTTOM OPENING




ĐỊNH VỊ HÌNH IN

FRONT PRINT AND EMBROIDERY



ENCHANTÉ

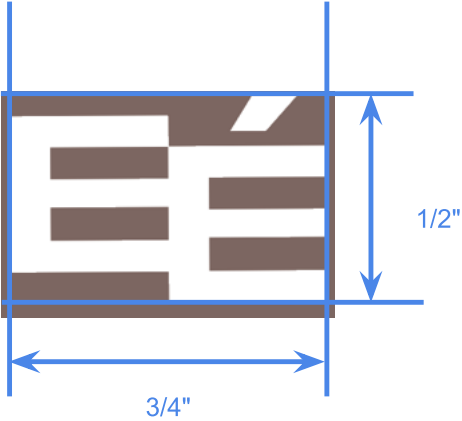
STYLE #	EN1124MP26	STYLE NAME	BASICS SWEATPANT	CATEGORY	PANT	SKETCH 
SEASON	NOVEMBER BASICS	XF		FABRIC DESCRIPTION	420GSM COTTON FLEECE	
FACTORY	UA	STAGE	PROTO	FABRIC CONTENT	100% COTTON	
SIZE RANGE	XS-XXL	SAMPLE SIZE	LARGE	TP BY:	HP	

ARTWORK


FRONT EMBROIDERED DECORATION:



SLEEVE SCREEN PRINT DECORATION



ENCHANTÉ

STYLE #	EN1124MP26	STYLE NAME	BASICS SWEATPANT	CATEGORY	PANT	SKETCH 
SEASON	NOVEMBER BASICS	XF		FABRIC DESCRIPTION	420GSM COTTON FLEECE	
FACTORY	UA	STAGE	PROTO	FABRIC CONTENT	100% COTTON	
SIZE RANGE	XS-XXL	SAMPLE SIZE	LARGE	TP BY:	HP	


REFERENCE




REFERENCE FOR FRONT AND SLEEVE DECORATION

CHẤT LƯỢNG HÌNH IN/ THÊU

ENCHANTÉ

STYLE #	EN1124MP26	STYLE NAME	BASICS SWEATPANT	CATEGORY	PANT	<div>SKETCH</div> 
SEASON	NOVEMBER BASICS	XF		FABRIC DESCRIPTION	420GSM COTTON FLEECE	
FABRIC	UA	STAGE	PROTO	FABRIC CONTENT	100% COTTON	
SIZE RANGE	XS-XXL	SAMPLE SIZE	MEDIUM	TP BY:	HP	
STAGEDATE					PROTO	
					07.15.24	
POM	DESCRIPTION			TOL +/-	REQUEST	
1	WAISTBAND AT TOP EDGE (ON FLAT)	NGANG LƯNG Ở CẠNH TRÊN LƯNG QUẦN - ĐO THƯỜNG		1/2	15	
2	WAISTBAND HEIGHT	CAO LƯNG QUẦN		1/8	1 3/4	
3	POSITION HIP FROM TOP WB	VỊ TRÍ MÔNG TỪ CẠNH TRÊN LƯNG QUẦN		1/8	8	
4	HIP WIDTH	NGANG MÔNG		1/2	23	
5	FRONT RISE - FROM TOP OF WB WITHOUT GUSSET	ĐÁY TRƯỚC - ĐO TỪ CẠNH TRÊN LƯNG QUẦN, KHÔNG TÍNH CHÈN ĐÁY		3/8	10 1/2	
6	BACK RISE - FROM TOP OF WB WITHOUT GUSSET	ĐÁY SAU - ĐO TỪ CẠNH TRÊN LƯNG QUẦN, KHÔNG TÍNH CHÈN ĐÁY		3/8	12	
7	THIGH - AT CROTCH WITHOUT GUSSET	NGANG GỐI - TẠI ĐÁY KHÔNG TÍNH MIẾNG CHÈN ĐÁY		1/2	13	
8	KNEE - 13" FROM CROTCH	NGANG GỐI DƯỚI ĐÁY 13"		3/8	10	
9	LEG OPENING - RELAXED	CỬA CHÂN - ĐO THƯỜNG		1/4	4 1/2	
10	INSEAM	DÀI SƯỜN TRONG		1/2	30	
11	FRONT POCKET LENGTH	DÀI TÚI TRƯỚC		1/4	6	
12	BACK POCKET WIDTH	NGANG TÚI SAU		1/4	5 3/4	
13	BACK POCKET HEIGHT	CAO TÚI SAU		1/4	5 3/4	
14	GUSSET WIDTH	RỘNG MIẾNG CHÈN ĐÁY		1/8	3	
15	HEM HEIGHT	CAO LAI QUẦN		1/8	1	

STYLE #	EN1124MP26	STYLE NAME	BASICS SWEATPANT	CATEGORY	PANT	SKETCH 
SEASON	NOVEMBER BASICS	XF		FABRIC DESCRIPTION	420GSM COTTON FLEECE	
FACTORY	UA	STAGE	PROTO	FABRIC CONTENT	100% COTTON	
SIZE RANGE	XS-XXL	SAMPLE SIZE	LARGE	TP BY:	HP	

MÀU CHỈ + IN THÊU



PANTONE®
18-1312 TCX
Deep Taupe

Colorway: DEEP TAUPE
Ground:
Pantone 18-1312 TCX Deep Taupe
WITH ACID WASH AS SUMMER 1
Front Decoration:
Optic White - Embroidery, Match to reference sample provided
Sleeve Decoration:
Optic White - Screen Print, Match to reference sample provided



PANTONE®
11-0105 TCX
Antique White


Colorway: ANTIQUE WHITE
Ground:
Pantone 11-0105 TCX Antique White
NO ACID TREATMENT
Front Decoration:
Optic White - Embroidery, Match to reference sample provided
Sleeve Decoration:
Optic White - Screen Print, Match to reference sample provided




PANTONE®
17-0525 TCX
Mosstone

Colorway: MOSSTONE
Ground:
Pantone 17-0525 TCX Mosstone
WITH ACID WASH AS SUMMER 1
Front Decoration:
Optic White - Embroidery, Match to reference sample provided
Sleeve Decoration:
Optic White - Screen Print, Match to reference sample provided



STYLE #		EN1124MP26		STYLE NAME		BASICS SWEATPANT		CATEGORY		PANT		SKETCH	
SEASON		NOVEMBER BASICS		XF				FABRIC DESCRIPTION		420GSM COTTON FLEECE			
FACTORY		UA		STAGE		PROTO		FABRIC CONTENT		100% COTTON			
SIZE RANGE		XS-XXL		SAMPLE SIZE		LARGE		TP BY:		HP			
SELF				COMBO				LINING					
CUTTING DIRECTION				CUTTING DIRECTION				CUTTING DIRECTION					
PLACEMENT				PLACEMENT				PLACEMENT					
TREATMENT				TREATMENT				TREATMENT					
SAMPLE NOTES / CALLOUTS										1	2	3	4
								COLOR NAME		Deep Taupe	Antique White	Mosstone	
								COLOR #		Pantone 18-1312 TCX Deep Taupe	Pantone 11-0105 TCX Antique White	Pantone 17-0525 TCX Mosstone	
CUTTING MATERIAL(S)										COLOR OF MATERIAL			
ITEM	CONTENT	ARTICLE #	DESCRIPTION	SUPPLIER	WIDTH	YIELD	UOM	PLACEMENT	1	2	3	4	
SELF	100% COTTON	VTK5971B	Cotton Fleece (420 GSM) - Summer 1 acid treatment	UA	72"			Bodice, Sleeves, Hood	Deep Taupe (DTM 18-1312 TCX)	Antique White (DTM 11-0105 TCX)	Mosstone (DTM 17-0525 TCX)		
COMBO	97% COTTON 3% SPANDEX	VTK6002-1	2x2 Rib (445GSM) - Summer 1 acid treatment	UA	46"			Sleeve Cuff, Hem Band	Deep Taupe (DTM 18-1312 TCX)	Antique White (DTM 11-0105 TCX)	Mosstone (DTM 17-0525 TCX)		
LINING													
TRIM(S)										COLOR OF TRIM			
ITEM	IMAGE	ARTICLE #	DESCRIPTION	SUPPLIER	SIZE	QUANTITY	UOM	PLACEMENT	1	2	3	4	
EMBROIDERY		Factory Sourced	Matte Embroidery Thread - Front Logo	Factory Sourced				FRONT	Optic White	Optic White	Optic White		
PRINT		Factory Sourced	"EÉ" Print at WR's right thigh	Factory Sourced				FRONT	Optic White	Optic White	Optic White		
THREAD		Factory Sourced	Thread	Factory Sourced				All Sewing / Topstitching	Deep Taupe (DTM 18-1312 TCX)	Antique White (DTM 11-0105 TCX)	Mosstone (DTM 17-0525 TCX)		
LABELS + HANGTAGS + PACKAGING										COLOR OF TRIM			
ITEM	IMAGE	ARTICLE #	DESCRIPTION	SUPPLIER	SIZE	QUANTITY	UOM	PLACEMENT	1	2	3	4	
LABEL		TBC	Enchante Woven Label	TBC	TBC	1	Units	1 x CB Waistband					
LABEL		TBC	Enchante Care Label - Alpha	TBC	TBC	1	Units	1 x Wearer's Left SS (See Label Guide)					
PACKAGING			Poly Bag	Factory Sourced		1	Units						
PACKAGING			Barcode Sticker	Factory Sourced		1	Units						

ENCHANTÉ

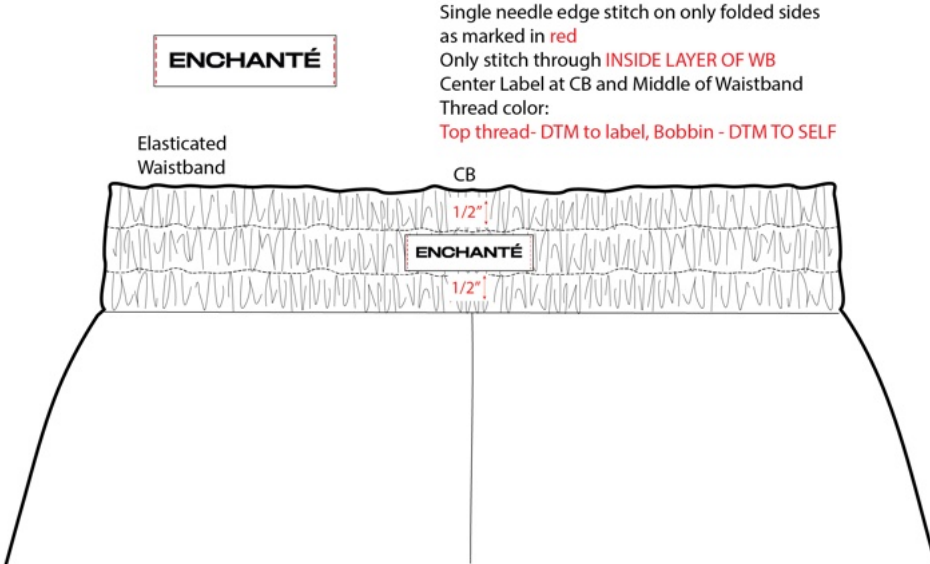
STYLE #	EN1124MP26	STYLE NAME	BASICS SWEATPANT	CATEGORY	PANT	<div>SKETCH</div> 
SEASON	NOVEMBER BASICS	XF		FABRIC DESCRIPTION	420GSM COTTON FLEECE	
FACTORY	UA	STAGE	PROTO	FABRIC CONTENT	100% COTTON	
SIZE RANGE	XS-XXL	SAMPLE SIZE	LARGE	TP BY:	HP	

LABEL GUIDE

NOTES:

MAIN LABEL PLACEMENT

Bottoms



ENCHANTÉ

Elasticated Waistband

CB

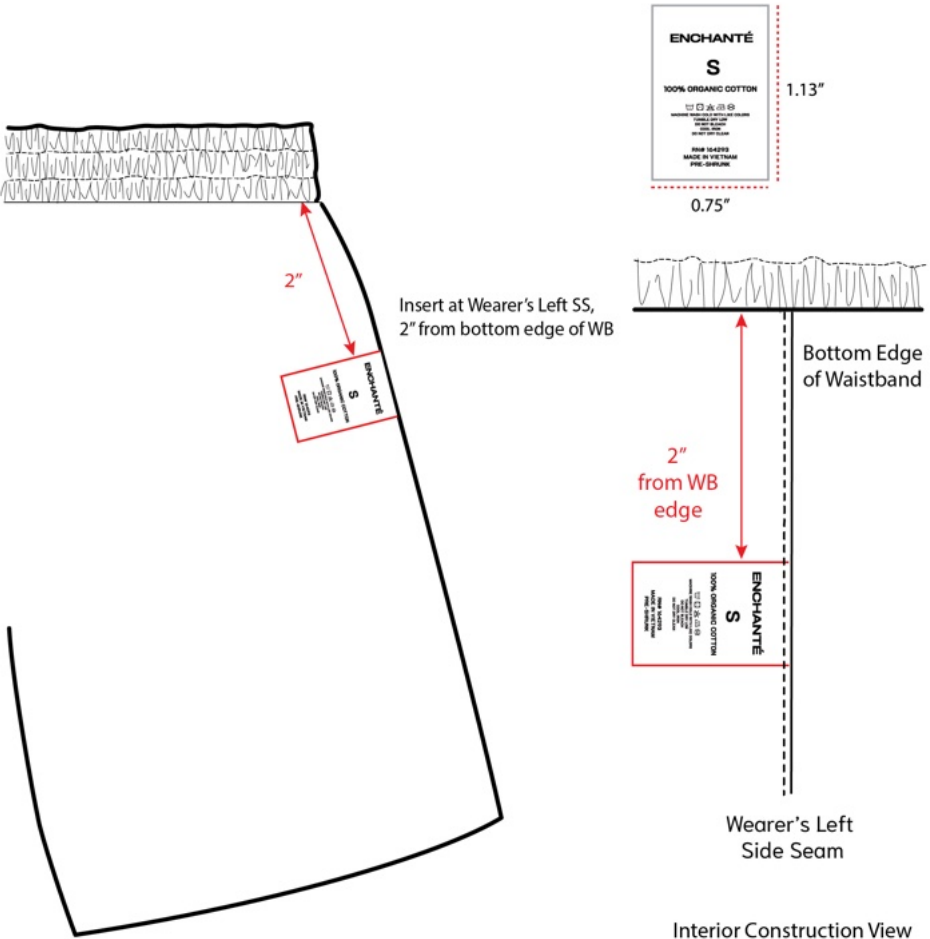
1/2"

1/2"

ENCHANTÉ

Single needle edge stitch on only folded sides as marked in red
Only stitch through **INSIDE LAYER OF WB**
Center Label at CB and Middle of Waistband
Thread color:
Top thread- DTM to label, Bobbin - DTM TO SELF

CARE LABEL PLACEMENT



ENCHANTÉ

S

100% ORGANIC COTTON

1.13"

0.75"

2"

Insert at Wearer's Left SS, 2" from bottom edge of WB

2" from WB edge

Bottom Edge of Waistband

Wearer's Left Side Seam

Interior Construction View