

ENCHANTÉ

STYLE #	EN0125MP06	STYLE NAME	CREST SWEATPANT	CATEGORY	BOTTOMS
SEASON	CHALET 2025	XF	11/15/24	FABRIC DESCRIPTION	420GSM COTTON FLEECE
FACTORY	UA	STAGE	PROTO	FABRIC CONTENT	100% COTTON
SIZE RANGE	XS-XXL	SAMPLE SIZE	MEDIUM	TP BY:	HP



SELF: 100% COTTON FLEECE 420GSM ART#VTK5971B

COLOR:
- BROWN PANTONE 19-1106 TCX MOLÉ




PANTONE®
19-1106 TCX
Molé

COVER REMARKS:

7/12/24 TP SENT - FACTORY TO DEVELOP PATTERN & LAUNCH PROTO SAMPLE

ENCHANTÉ

STYLE #	EN0125MP06	STYLE NAME	CREST SWEATPANT	CATEGORY	BOTTOMS	<div>SKETCH</div> 
SEASON	CHALET 2025	XF	11/15/24	FABRIC DESCRIPTION	420GSM COTTON FLEECE	
FACTORY	UA	STAGE	PROTO	FABRIC CONTENT	100% COTTON	
SIZE RANGE	XS-XXL	SAMPLE SIZE	MEDIUM	TP BY:	HP	

CONSTRUCTION

Quy cách may

Dây luồn ở lưng quần

DTM TO SELF STANDARDSELF WB WITH ENCHANTE SWEATPANT ENCASD DRAWSTRING WITH ELASTIC THREAD EYELET OPENING

REGULAR EMBROIDERY AT FRONT WR'S LEFT

Hình thêu ở thân trái trước của người mặc

Lưng thun ở lưng và lai quần

DTM TO SELF TOPSTITCH AROUND BACK WELT POCKET

ENCASD ELASTIC AT BOTTOM OPENING


Định vị hình thêu

FRONT REGULAR EMBROIDERY

4"

2" FROM POCKET

ENCHANTÉ


STYLE #	EN0125MP06	STYLE NAME	CREST SWEATPANT	CATEGORY	BOTTOMS	SKETCH 
SEASON	CHALET 2025	XF	7/31/24	FABRIC DESCRIPTION	420GSM COTTON FLEECE	
FACTORY	UA	STAGE	PROTO	FABRIC CONTENT	100% COTTON	
SIZE RANGE	XS-XXL	SAMPLE SIZE	MEDIUM	TP BY:	HP	

ARTWORK

Kích thước hình thù

Màu thù

FRONT WR'S LEFT LEG REGULAR EMBROIDERY




COLOR STANDARD:



EMBROIDERY:
CREAM (PANTONE 11-0606 TCX)

ENCHANTÉ

STYLE #	EN0125MP06	STYLE NAME	CREST SWEATPANT	CATEGORY	BOTTOMS	<div>SKETCH</div> 
SEASON	CHALET 2025	XF	11/15/24	FABRIC DESCRIPTION	420GSM COTTON FLEECE	
FACTORY	UA	STAGE	PROTO	FABRIC CONTENT	100% COTTON	
SIZE RANGE	XS-XXL	SAMPLE SIZE	MEDIUM	TP BY:	HP	

REFERENCE




REFERENCE FOR STANDARD ENCHANTE SWEATPANT
CF DRAWCORD + EYELET TUNNEL OPENING



REFERENCE FOR DIRECT EMBROIDERY


Tham khảo dây luồn + chất lượng thêu

ENCHANTÉ


STYLE #	EN0125MP06	STYLE NAME	CREST SWEATPANT	CATEGORY	BOTTOMS	
SEASON	CHALET 2025	XF	11/15/24	FABRIC DESCRIPTION	420GSM COTTON FLEECE	
FACTORY	UA	STAGE	PROTO	FABRIC CONTENT	100% COTTON	
SIZE RANGE	XS-XXL	SAMPLE SIZE	MEDIUM	TP BY:	HP	

STAGEDATE					PROTO		
					07.15.24		
POM	DESCRIPTION			TOL +/-	REQUEST		
1	WAISTBAND AT TOP EDGE (ON FLAT)	NGANG LƯNG Ở CẠNH TRÊN LƯNG QUẦN - ĐO THƯỜNG		1/2	15		
2	WAISTBAND HEIGHT	CAO LƯNG QUẦN		1/8	1 3/4		
3	POSITION HIP FROM TOP WB	VỊ TRÍ MÔNG TỪ CẠNH TRÊN LƯNG QUẦN		1/8	8		
4	HIP WIDTH	NGANG MÔNG		1/2	23		
5	FRONT RISE - FROM TOP OF WB WITHOUT GUSSET	ĐÁY TRƯỚC - ĐO TỪ CẠNH TRÊN LƯNG QUẦN, KHÔNG TÍNH CHÈN ĐÁY		3/8	10 1/2		
6	BACK RISE - FROM TOP OF WB WITHOUT GUSSET	ĐÁY SAU - ĐO TỪ CẠNH TRÊN LƯNG QUẦN, KHÔNG TÍNH CHÈN ĐÁY		3/8	12		
7	THIGH - AT CROTCH WITHOUT GUSSET	NGANG GỐI - TẠI ĐÁY KHÔNG TÍNH MIẾNG CHÈN ĐÁY		1/2	13		
8	KNEE - 13" FROM CROTCH	NGANG GỐI DƯỚI ĐÁY 13"		3/8	10		
9	LEG OPENING - RELAXED	CỬA CHÂN - ĐO THƯỜNG		1/4	4 1/2		
10	INSEAM	DÀI SƯỜN TRONG		1/2	30		
11	FRONT POCKET LENGTH	DÀI TÚI TRƯỚC		1/4	6		
12	BACK POCKET WIDTH	NGANG TÚI SAU		1/4	5 3/4		
13	BACK POCKET HEIGHT	CAO TÚI SAU		1/4	5 3/4		
14	GUSSET WIDTH	RỘNG MIẾNG CHÈN ĐÁY		1/8	3		
15	HEM HEIGHT	CAO LẠI QUẦN		1/8	1		
							Date Printed 7/13/2024


ENCHANTÉ

STYLE #	EN0125MP06	STYLE NAME	CREST SWEATPANT	CATEGORY	BOTTOMS	<div>SKETCH</div> 
SEASON	CHALET 2025	XF	11/15/24	FABRIC DESCRIPTION	420GSM COTTON FLEECE	
FACTORY	UA	STAGE	PROTO	FABRIC CONTENT	100% COTTON	
SIZE RANGE	XS-XXL	SAMPLE SIZE	MEDIUM	TP BY:	HP	

COLORWAY



PANTONE®
19-1106 TCX
Molé




PANTONE®
11-0606 TCX
Pristine


Colorway: BROWN
Ground:
Brown - Pantone 19-1106 TCX
Front Embroidery:
Cream - Pantone 11-0606 TCX



ENCHANTÉ

STYLE #		EN0125MP06		STYLE NAME		CREST SWEATPANT		CATEGORY		BOTTOMS		SKETCH			
SEASON		CHALET 2025		XF		11/15/24		FABRIC DESCRIPTION		420GSM COTTON FLEECE					
FACTORY		UA		STAGE		PROTO		FABRIC CONTENT		100% COTTON					
SIZE RANGE		XS-XXL		SAMPLE SIZE		MEDIUM		TP BY:		HP					
SELF				COMBO				LINING							
CUTTING DIRECTION				CUTTING DIRECTION				CUTTING DIRECTION							
PLACEMENT				PLACEMENT				PLACEMENT							
TREATMENT				TREATMENT				TREATMENT							
SAMPLE NOTES / CALLOUTS										1	2	3	4		
										COLOR NAME		Brown			
										COLOR #		Pantone 19-1106 TCX Molé			
CUTTING MATERIAL(S)										COLOR OF MATERIAL					
ITEM	CONTENT	ARTICLE #	DESCRIPTION	SUPPLIER	WIDTH	YIELD	UOM	PLACEMENT	1	2	3	4			
SELF	100% COTTON	VTK5971B	Cotton Fleece (420 GSM)	UA	72"			Bodice, Waistband, Cuffs	Brown (DTM Pantone 19-1106 TCX)						
COMBO															
LINING															
FUSE															
TRIM(S)										COLOR OF TRIM					
ITEM	IMAGE	ARTICLE #	DESCRIPTION	SUPPLIER	SIZE	QUANTITY	UOM	PLACEMENT	1	2	3	4			
DRAWSTRING		Factory Sourced	Standard Sweatpant Drawcord	UA		1	Units	CF Waistband	Brown (DTM Pantone 19-1106 TCX)						
ELASTIC A		Factory Sourced	1 3/4" Waistband Elastic	UA				Waistband	White						
ELASTIC B		Factory Sourced	1" Cuff Elastic	UA				Cuffs	White						
THREAD		Factory Sourced	Thread	Factory Sourced				All Sewing	DTM Brown						
EMBROIDERY		Factory Sourced	Direct Embroidery	Factory Sourced				Enchante Chalet and Crest	Cream						
LABELS + HANGTAGS + PACKAGING										COLOR OF TRIM					
ITEM	IMAGE	ARTICLE #	DESCRIPTION	SUPPLIER	SIZE	QUANTITY	UOM	PLACEMENT	1	2	3	4			
LABEL		TBC	Enchante Woven Label	TBC	TBC	1	Units	1 x CB Neck							
LABEL		TBC	Enchante Care Label - Alpha	TBC	TBC	1	Units	1 x Wearer's Left SS (See Label Guide)							
PACKAGING			Poly Bag - Updated Logo	Factory Sourced		1	Units								
PACKAGING			Barcode Sticker	Factory Sourced		1	Units								

ENCHANTÉ

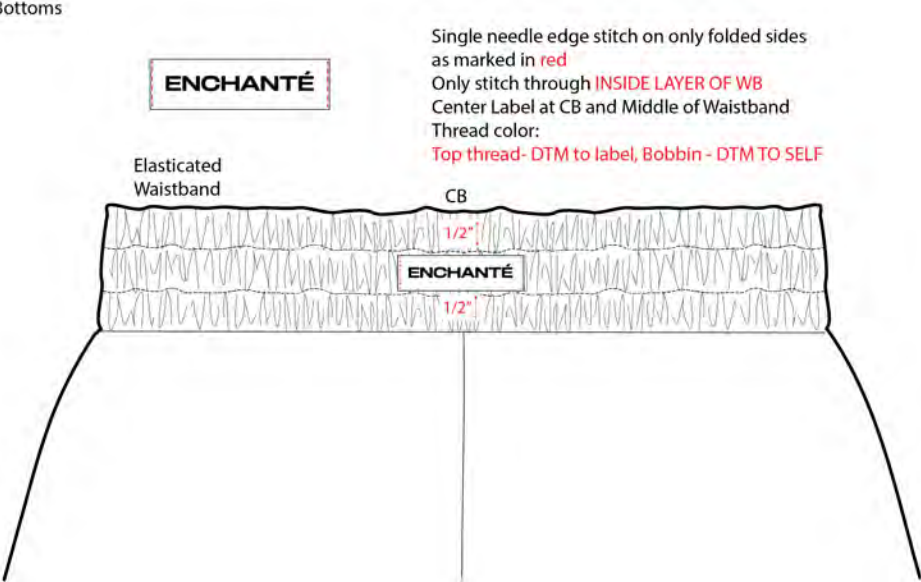
STYLE #	EN0125MP06	STYLE NAME	CREST SWEATPANT	CATEGORY	BOTTOMS	
SEASON	CHALET 2025	XF	11/15/24	FABRIC DESCRIPTION	420GSM COTTON FLEECE	
FACTORY	UA	STAGE	PROTO	FABRIC CONTENT	100% COTTON	
SIZE RANGE	XS-XXL	SAMPLE SIZE	MEDIUM	TP BY:	HP	

LABEL GUIDE

NOTES:

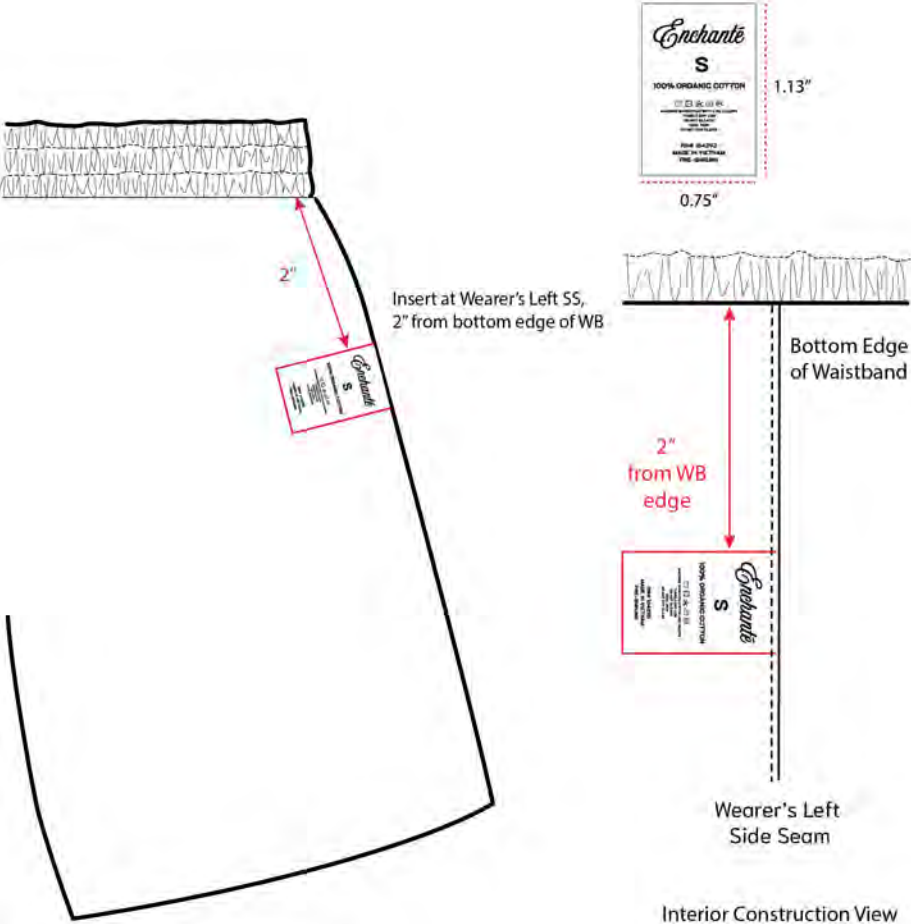
MAIN LABEL PLACEMENT

Bottoms



Single needle edge stitch on only folded sides as marked in **red**
Only stitch through **INSIDE LAYER OF WB**
Center Label at CB and Middle of Waistband
Thread color:
Top thread - DTM to label, Bobbin - DTM TO SELF

CARE LABEL PLACEMENT



Insert at Wearer's Left SS,
2" from bottom edge of WB

2" from WB edge

Bottom Edge of Waistband

Wearer's Left Side Seam

Interior Construction View