





PALACE W25 ISHOCKEY CHAMPION WOVEN BADGE + STARCH BACKING

WOVEN BADGE:
OVERLOOM WOVEN BADGE +
HEAT CUT EDGE+
STARCH BACKING

WOVEN BADGE ARTWORK DIMENSIONS:
W: 82 MM X H: 63.5 MM

TOTAL DIMENSIONS:
W: 87 MM X H: 68.5 MM

COLOUR DETAILS:

	PANTONE COLOUR: 11-0601 TPX BRIGHT WHITE
	PANTONE COLOUR: 19-4024 TPX DRESS BLUES
	PANTONE COLOUR: 19-1763 TPX RACING RED
	PANTONE COLOUR: 877 C SILVER LUREX

WOVEN BADGE + STARCH BACKING 1:1



87 MM

WOVEN BADGE ARTWORK 1:1



63.5 MM

82 MM



2.5 MM