



Cotton Wreath Tall Tee - Style #SS26TSS1629

Mens, T-Shirt, Spring/Summer, 2026

Summary

10-20-2025




Cotton Wreath Tall Tee

Name	Cotton Wreath Tall Tee
Style No.	SS26TSS1629
Description	Cotton Wreath Tall Tee
Division	Mens
Category	T-Shirt
Season	Spring/Summer
Year	2026
Size Scale	M/L -Sample size

XS/S M/L XL/XXL

Created by/Author	10/20/2025
	Genny Mayden
	<a href="mailto:genny@denimtears.com">genny@denimtears.com</a>



## Color Variants

### 1. No Color Assigned

Style Color Code Not Set

Carryover/New	Not Set
---------------	---------



**Cotton Wreath Tall Tee - Style #SS26TSS1629**

Mens, T-Shirt, Spring/Summer, 2026



SS26CottonWreathTallT-1




DENIM TEARS	TOPS: CW TALL TEE	SEASON: SS26	DESIGNER: BRYCE
	FACTORY: FACTORY	COLLECTION: SS26	VARIANTS: 2
COLORWAYS			



BLACK

SELF A: BLACK  
STITCH: TONAL  
FIT: NEW TALL TEE BLOCK  
FABRIC: CORE DT FABRIC



WHITE

SELF A: WHITE  
STITCH: TONAL  
FIT: NEW TALL TEE BLOCK  
FABRIC: CORE DT FABRIC



RED

SELF A: RED  
STITCH: TONAL  
FIT: NEW TALL TEE BLOCK  
FABRIC: CORE DT FABRIC



BLUE

SELF A: BLUE  
STITCH: TONAL  
FIT: NEW TALL TEE BLOCK  
FABRIC: CORE DT FABRIC



GREEN

SELF A: GREEN  
STITCH: TONAL  
FIT: NEW TALL TEE BLOCK  
FABRIC: CORE DT FABRIC














DENIM TEARS CONFIDENTIAL

UPDATED: 04/15/2025

SS26CottonWreathTallT-2  
1. No Color Assigned



DENIM TEARS	TOPS: CW TALL TEE	SEASON: SS26	DESIGNER: BRYCE
	FACTORY: FACTORY	COLLECTION: SS26	VARIANTS: 2
COLOR STANDARDS			

CW TALL TEE	SELF A		PUFF PRINT
WHITE	 WHITE		 BLACK
BLACK	 BLACK		 WHITE
RED	 RED [MATCH TO OG CW RED]		 WHITE
BLUE	 BLUE [MATCH TO OG CW BLUE]		 WHITE
GREEN	 GREEN [MATCH TO OG CW GREEN]		 WHITE

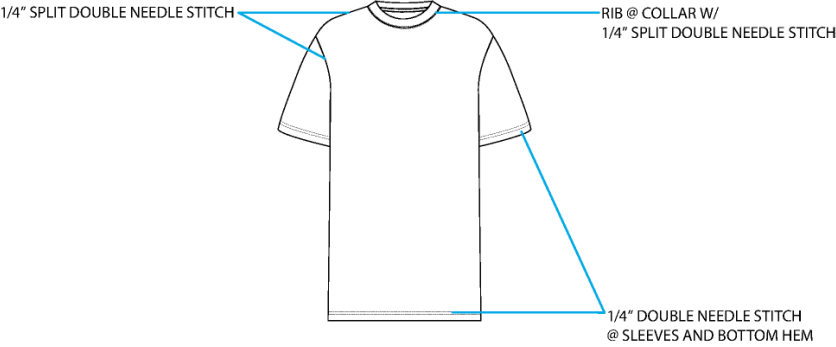
SS26CottonWreathTallT-4

1. No Color Assigned



DENIM TEARS	TOPS: CW TALL TEE	SEASON: SS26	DESIGNER: BRYCE
	FACTORY: FACTORY	COLLECTION: SS26	VARIANTS: 2
CONSTRUCTION			

 = SELF A





Sample Size: M/L

POINT OF MEASURE	CODE	TOLERANCE	XS/S	M/L	XL/XXL
Back Body Length from CB Neck Seam	Pat8dp	1/4 in	0 in	29 1/2 in	0 in
Shoulder Seam Forward	xgRDFB	1/8 in	0 in	1/2 in	0 in
Shoulder Drop from HPS	03dOTi	1/8 in	0 in	2 3/4 in	0 in
Shoulder Width (Sm to Sm)	Rt4BS0	1/4 in	0 in	23 1/2 in	0 in
Across Front @ 6" Blw HPS	KBgWIO	1/4 in	0 in	21 3/4 in	0 in
Across Back @ 6" Blw HPS	vxCJU5	1/4 in	0 in	22 1/4 in	0 in
Chest @ 1" Blw Armhole	zuEYg1	3/8 in	0 in	26 in	0 in
Bottom Sweep @ Edge	tKtZ6U	3/8 in	0 in	25 in	0 in
Turnback Height @ Sweep	LEiFO7	1/8 in	0 in	7/8 in	0 in
Sleeve Length From CB Neck (3-Point Measurement)	A4qCGQ	3/8 in	0 in	21 1/2 in	0 in
Armhole Straight (Sm to Sm)	hkBlb8	1/4 in	0 in	11 in	0 in
Bicep @ 1" Blw Armhole	ZFbGfF	1/4 in	0 in	10 1/4 in	0 in
Sleeve Opening on Edge	evuF23	1/4 in	0 in	8 3/4 in	0 in
Turnback Height @ Sleeve Opening	Fmd6pA	1/8 in	0 in	7/8 in	0 in
Neck Width @ HPS (Sm to Sm)	mKoBax	1/8 in	0 in	8 in	0 in
Front Neck Drop (HPS to CF Neck Sm)	TjF8iY	1/8 in	0 in	4 1/4 in	0 in
Back Neck Drop (HPS to CB Neck Sm)	30zyGo	1/8 in	0 in	1 1/4 in	0 in
Neck Trim Height	AqR78o	1/8 in	0 in	7/8 in	0 in



Measured Size: M/L

POINT OF MEASURE	CODE	TOLERANCE	EXPECTED	1ST PROTO - RCVD	VARIANCE	ADJUST BY +/-	REVISED SPEC	MEASUREMENT NOTES	MEASUREMENT STATUS
Back Body Length from CB Neck Seam	Pat8dp	1/4 in	34 in	34 3/4 in	3/4 in	-4 1/2 in	29 1/2 in	Reduce -5 1/4"	See New Value
Shoulder Seam Forward	xgRDFB	1/8 in	1 1/2 in	1/2 in	0 in	0 in	1/2 in		-
Shoulder Drop from HPS	03dOTi	1/8 in	2 1/4 in	2 1/4 in	0 in	1/2 in	2 3/4 in	Increase +1/2"	See New Value
Shoulder Width (Sm to Sm)	Rt4BS0	1/4 in	21 1/2 in	0 in	0 in	2 in	23 1/2 in	Increase +2"	-
Across Front @ 6" Blw HPS	KBgWIO	1/4 in	20 1/2 in	0 in	0 in	1 1/4 in	21 3/4 in	Increase +1 1/4"	-
Across Back @ 6" Blw HPS	vxCJU5	1/4 in	21 in	0 in	0 in	1 1/4 in	22 1/4 in	Increase +1 1/4"	-
Chest @ 1" Blw Armhole	zuEYg1	3/8 in	24 in	24 in	0 in	2 in	26 in	Increase +2"	-
Bottom Sweep @ Edge	tKlZ6U	3/8 in	24 in	24 in	0 in	1 in	25 in	Increase +1"	-
Turnback Height @ Sweep	LEiFO7	1/8 in	7/8 in	7/8 in	0 in	0 in	7/8 in		-
Sleeve Length From CB Neck (3-Point Measurement)	A4qCGQ	3/8 in	22 in	22 1/2 in	1/2 in	-1/2 in	21 1/2 in	Reduce	See New Value
Armhole Straight (Sm to Sm)	hkBlb8	1/4 in	10 3/4 in	0 in	0 in	1/4 in	11 in	Increase +1/4"	See New Value
Bicep @ 1" Blw Armhole	ZFbGfF	1/4 in	9 1/2 in	0 in	0 in	3/4 in	10 1/4 in	Increase +3/4"	See New Value
Sleeve Opening on Edge	evuF23	1/4 in	8 in	8 in	0 in	3/4 in	8 3/4 in	Increase +3/4"	See New Value
Turnback Height @ Sleeve Opening	Fmd6pA	1/8 in	7/8 in	7/8 in	0 in	0 in	7/8 in		-
Neck Width @ HPS (Sm to Sm)	mKoBax	1/8 in	8 1/4 in	8 1/4 in	0 in	-1/4 in	8 in	Reduce -1/4"	See New Value
Front Neck Drop (HPS to CF Neck Sm)	TjF8iY	1/8 in	4 1/4 in	4 3/8 in	1/8 in	0 in	4 1/4 in		Back To Spec
Back Neck Drop (HPS to CB Neck Sm)	30zyGo	1/8 in	1 1/4 in	1 1/4 in	0 in	0 in	1 1/4 in		-
Neck Trim Height	AqR78o	1/8 in	7/8 in	7/8 in	0 in	0 in	7/8 in		-





## Fitting 10.16.25 - Freelance Account

CREATED ON OCT 17, 2025 2:20 PM

**\*\*The fit needs to be baggier> see the comments below and follow the updated target specs**

**\*\*Producing 3 sizes only: XS/S - M/L - XL/2XL**

### **FIT/PATTERN**

- 1) Reduce Body Length -5 1/4"
- 2) Increase Shoulder Slope +1/2" to finish at 2 3/4"
- 3) Body Width:
  - Increase Shoulder Width +2"
  - Increase Across Front and Across Back +1 1/4" (the Armhole needs to have more curve)
  - Increase Chest +2"
  - Increase Sweep +1"
- 4) Armhole/ Sleeve:
  - drop Armhole +1/4"
  - increase Bicep +3/4"
  - increase Sleeve Opening +3/4"
  - after all corrections, please adjust Sleeve Length to finish at 21 1/2"
- 5) Neck:
  - reduce Neck Width -1/4" to finish at 8"
  - raise Front Neck Drop by 1/8" to meet target spec at 4 1/8"

### **CONSTRUCTION/WORKMANSHIP**

- 1) Add split needle top stitch at shoulder seams as well

Thanks,

Form dáng cần rộng hơn (baggier) → vui lòng xem các ghi chú bên dưới và làm theo bảng thông số mục tiêu đã cập nhật  
Chỉ sản xuất 3 size: XS/S – M/L – XL/2XL

### **FIT / RÁP**

1. Giảm chiều dài thân áo: -5 1/4"
2. Tăng độ xuôi vai: +1/2" → hoàn thiện ở mức 2 3/4"
3. Bề ngang thân áo:
  - Tăng ngang vai: +2"
  - Tăng ngang ngực trên (Across Front) và ngang lưng (Across Back): +1 1/4" (Vòng nách cần được điều chỉnh cong hơn)
  - Tăng vòng ngực (Chest): +2"
  - Tăng ngang gấu (Sweep): +1"
4. Vòng nách / Tay áo:
  - Hạ vòng nách: +1/4"
  - Tăng vòng bắp tay (Bicep): +3/4"
  - Tăng rộng cửa tay: +3/4"
  - Sau khi hoàn tất tất cả các chỉnh sửa trên, điều chỉnh dài tay áo để hoàn thiện ở mức 21 1/2"
5. Cổ áo:
  - Giảm ngang cổ: -1/4" → hoàn thiện ở mức 8"
  - Tăng hạ cổ trước: +1/8" → đạt thông số mục tiêu 4 1/8"

### **KẾT CẤU / KỸ THUẬT MAY**

Bổ sung đường may nổi kim đôi (split needle top stitch) tại đường vai



**SS26TSS1629 Cotton Wreath Tall Tee - 1st Proto**



SS26TSS1629 Cotton Wreath Tall Tee - 1st proto.jpg